



# Saint Paul Public Schools Proposed FY16 Budget

Marie Schrul  
Chief Financial Officer  
June 23, 2015



# Purpose

To present the final proposed FY16 Budget to the Board of Education for adoption.



# FY16 Proposed Budget (Expenditures)



Total FY16  
Proposed Budget  
\$697.8

General Fund  
\$525.3

General Fund  
Fully Financed  
\$36.9

Food Service  
\$25.7

Community  
Service  
\$22.5

Community  
Service Fully  
Financed  
\$4.2

Building  
Construction  
\$27.4

Debt Service  
\$55.8



# FY 16 Proposed Budget Revenue and Expenditure Summary

	Estimated Beginning Fund Balance	Revenues	Expenditures	Revenues Over/(under) Expenditures	Estimated Ending Fund Balance
General Fund	\$80,324,301	\$522,765,875	\$525,265,875	(\$2,500,000)	\$77,824,301
General Fully Financed Fund	267,538	36,939,270	36,939,270	0	267,538
Food Service	2,140,879	25,706,000	25,706,000	0	2,140,879
Community Service	2,224,894	22,186,188	22,513,802	(327,614)	1,897,280
Community Service Fully Financed	826,045	4,220,623	4,220,623	0	826,045
Building Construction	23,017,920	27,062,000	27,400,000	(338,000)	22,679,920
Debt Service	45,258,113	41,172,000	55,750,650	(14,578,650)	30,679,463
<b>Total All Funds</b>	<b>\$154,059,690</b>	<b>\$680,051,956</b>	<b>\$697,796,220</b>	<b>(\$17,744,264)</b>	<b>\$136,315,426</b>



# FY16 Proposed General Fund Big Picture – Expenditures



Area	FY15 Adopted	FY16 Proposed	Change	Percent Change
Schools	\$246,150,703	\$253,330,183	\$7,179,480	2.9%
School Service Support	184,977,526	175,987,186	(8,990,340)	(4.9%)
District-wide Support*	92,354,823	92,081,036	(273,787)	(0.3%)
Central Administration	4,071,021	3,867,470	(203,551)	(5.0%)
<b>Total</b>	<b>\$527,554,073</b>	<b>\$ 525,265,875</b>		

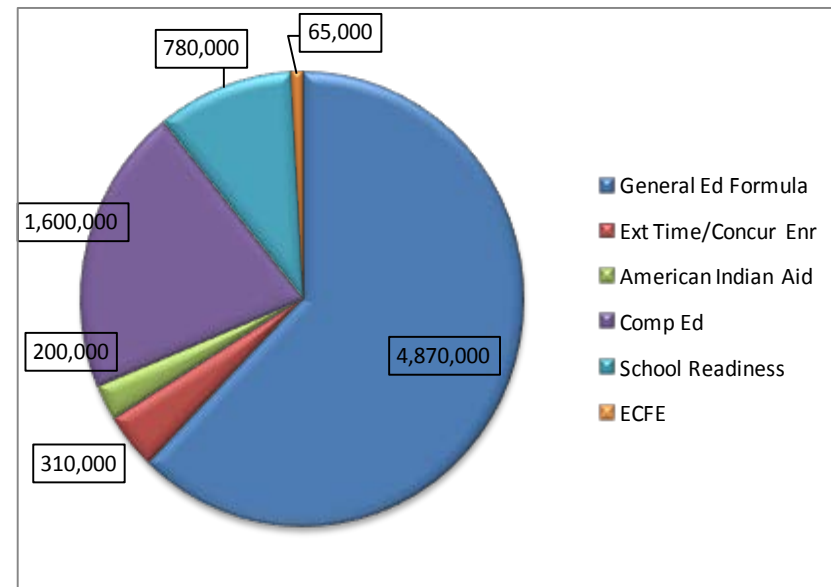
\*District-wide support: The Pay As You Go Levy for alternative facilities deferred maintenance funding will be transferred to the Building Construction Fund in FY15 and future fiscal years. The FY16 Proposed budget reflects a \$12,000,000 transfer from General Fund to the Building Construction Fund.

# Additional FY16 Revenue From Legislature



- \$7,825,000 in additional revenue from legislature
  - \$6,780,000 in General Fund
  - \$1,045,000 in Non-General Fund
- Has been applied to FY16 in this budget proposal

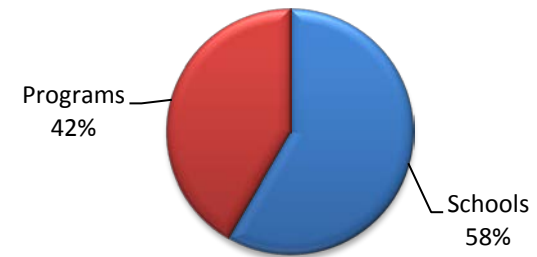
Description	Fund	Amount
General Ed Formula 2%	General	\$4,870,000
Compensatory Education 2%	General	1,600,000
Extended Time & Concurrent Enrollment	General	310,000
American Indian Aid	Non-Gen	200,000
School Readiness	Non-Gen	780,000
ECFE	Non-Gen	65,000
<b>Total All Funds</b>		<b>\$7,825,000</b>



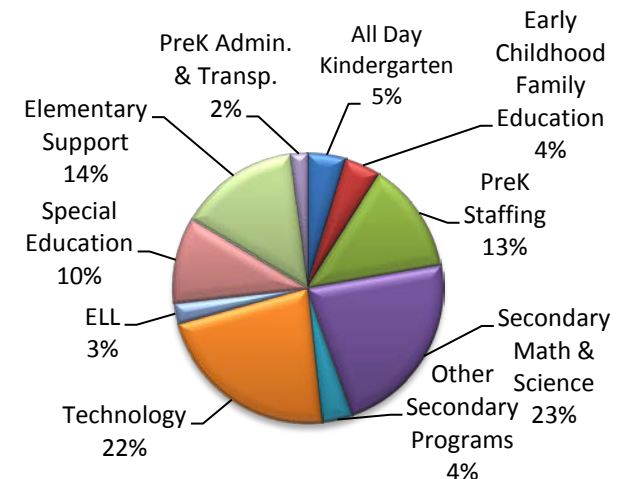
# FY16 Proposed Referendum Plan

Description	Amount (in millions)
All Day Kindergarten	\$2.0
Early Childhood Family Education	1.9
Pre-K Staffing	5.8
Secondary Math & Science	9.8
Other Secondary Programs	1.6
PLTT/Technology	9.8
ELL	1.1
Special Education	4.5
Elementary Support	6.3
Pre-K Admin & Transportation	.9
<b>Total</b>	<b>\$43.7</b>

Plan by Category



Plan by Program





# Engagement Information

- Principal toolkit includes:
  - Allocation worksheet with directions and supporting documentation
  - Talking Points
  - Powerpoint draft that can be tailored to their site to use with staff and community
  - Budget Video
- Business office website ([businessoffice.spps.org](http://businessoffice.spps.org))
  - FAQ & who to contact
  - Board presentations posted in Budget section
- 7 Community meetings through Office of Family & Community Engagement





# Questions



## Recommendation:

That the Board of Education adopt the FY16 Proposed Budget of \$697,796,220 as presented.