



Saint Paul
PUBLIC SCHOOLS

Fiscal Year 2022-23 Revised Budget

Committee of the Board

Tom Sager, Executive Chief Financial Officer

April 11, 2023

Purpose of Tonight's Presentation

To present the Revised Budget for Fiscal Year 2022-23

Topics:

- Revenue Changes – All Funds
- Expenditure Changes – All Funds
- Projected FY 23 Ending Fund Balances
- Recommendation and Approval

All Funds - Revenue Changes

Funds	Adopted Budget	Revision	Revised Budget
General Fund	\$563,260,071	\$9,426,866	\$572,686,937
General Fund - Fully Financed	156,146,102	32,733,761	188,879,863
Food Service	30,519,035	(3,141,449)	27,377,586
Community Service	25,804,382	7,033,662	32,838,044
Community Service - Fully Financed	4,880,572	620,004	5,500,576
Building Construction	71,000,000	7,981,927	78,981,927
Debt Service	50,946,515	4,472,245	55,418,760
Total Revenue	\$902,556,677	\$59,127,017	\$961,683,694

Revenue Changes

		Amount
General Fund Adjustments	Adjustment to State Aid (including SPED) and Tax Levy allocation	\$16,314,424
	Adjustment to projected General Education revenue	\$(8,364,776)
	Adjustment to rent, gift, and misc. revenue	\$715,918
	Adjustment for OPEB revenue	\$761,300
	Total	\$9,426,866

Revenue Changes (Continued)

		Amount
General Fund - Fully Financed Adjustments	Adjustment for gift revenue	\$4,003,198
	Adjustment for ESSER Funding	\$20,866,662
	Adjustment for competitive grants	\$7,863,901
	Total	\$32,733,761

		Amount
Food Service Adjustments	Adjustment for calculated meals served through FY23	\$(3,141,449)
	Total	\$(3,141,449)

Revenue Changes (Continued)

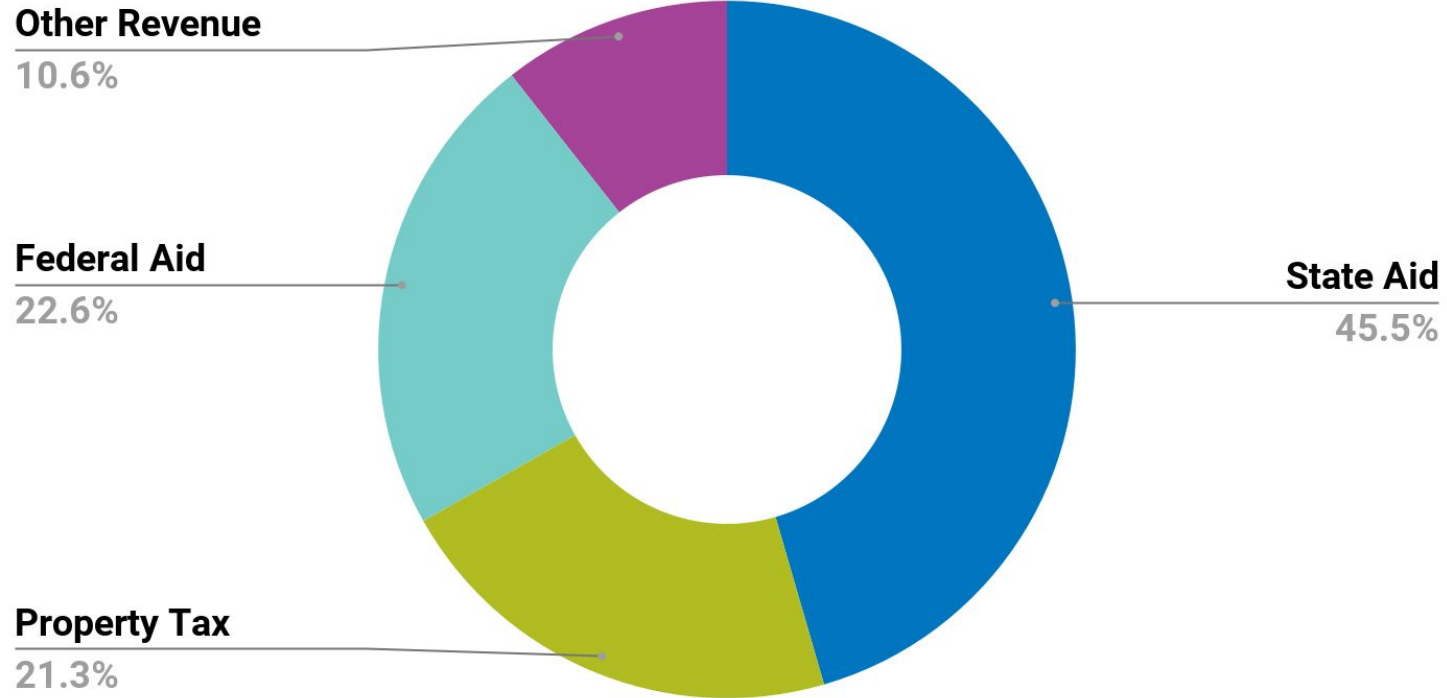
	Amount	
Community Service Adjustments	Adjustment for ARP (ESSER III) Community Service allocation (UFARS state reporting requirement)	\$5,800,000
	Adjustment to Community Service Tax Levy allocation	\$141,170
	Adjustment for adult basic education program	\$1,092,492
	Total	\$7,033,662
	Amount	
Community Service - Fully Financed	Adjustment for updated Community Ed grants	\$528,205
	Adjustment for MDE calculated nonpublic aid	\$91,799
	Total	\$620,004

Revenue Changes (Continued)

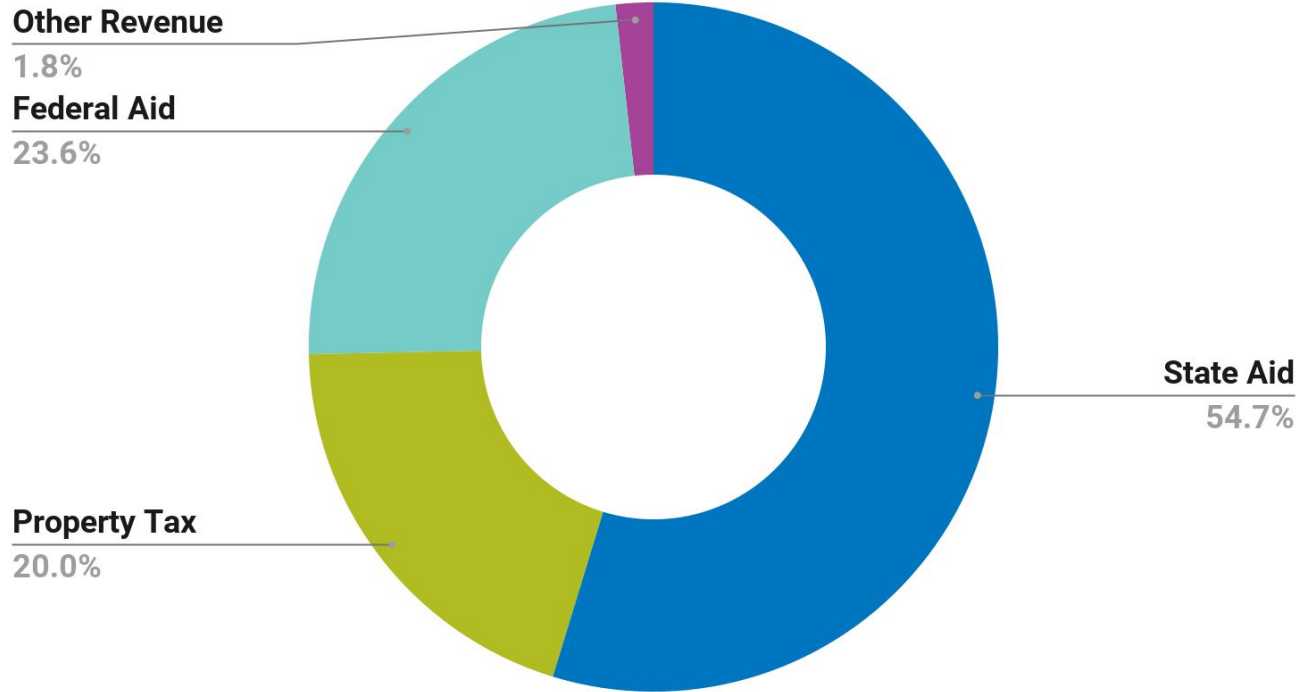
		Amount
Building Construction	Adjustment for anticipated sale of capital bonds	\$7,981,927
	Total	\$7,981,927

		Amount
Debt Service	Adjustment for LTFM aid and interest	\$4,472,245
	Total	\$4,472,245

Revised Revenue by Source



Revised General Fund Revenue Sources



All Funds - Expenditure Changes

Funds	Adopted Budget	Revision	Revised Budget
General Fund	\$563,260,071	\$11,896,453	\$575,156,524
General Fund - Fully Financed	155,968,853	30,233,017	186,201,870
Food Service	33,405,175	(320,099)	33,085,076
Community Service	25,807,269	4,549,409	30,356,678
Community Service - Fully Financed	4,880,572	620,004	5,500,576
Building Construction	73,752,699	3,032,171	76,784,870
Debt Service	51,953,103	1,305,364	53,258,467
Total Expenditures	\$909,027,742	\$51,316,320	\$960,344,062

Expenditure Changes

		Amount
General Fund Adjustments	Adjustment for carry over from FY22	\$6,492,945
	Adjustment to Referendum	\$6,179,413
	Adjustment for projected FY23 Transportation	\$(1,318,109)
	Adjustment for OPEB	\$238,700
	Adjustment for Compensatory	\$303,504
Total		\$11,896,453

Other Fund Expenditure Changes

		Amount
General Fund - Fully Financed	Adjustment for ESSER Funding	\$17,384,520
	Adjustment for Federal Title and Special Ed	\$5,819,296
	Adjustment for competitive grants	\$7,029,201
	Total	\$30,233,017

		Amount
Food Service Adjustments	Adjustment for anticipated expenditures	\$(320,009)
	Total	\$(320,099)

Other Fund Expenditure Changes

		Amount
Community Service Adjustments	Adjustment for ARP (ESSER III) Community Service allocation (UFARS state reporting requirement)	\$3,089,863
	Adjustments for Community Ed programs	\$1,459,546
	Total	\$4,549,409

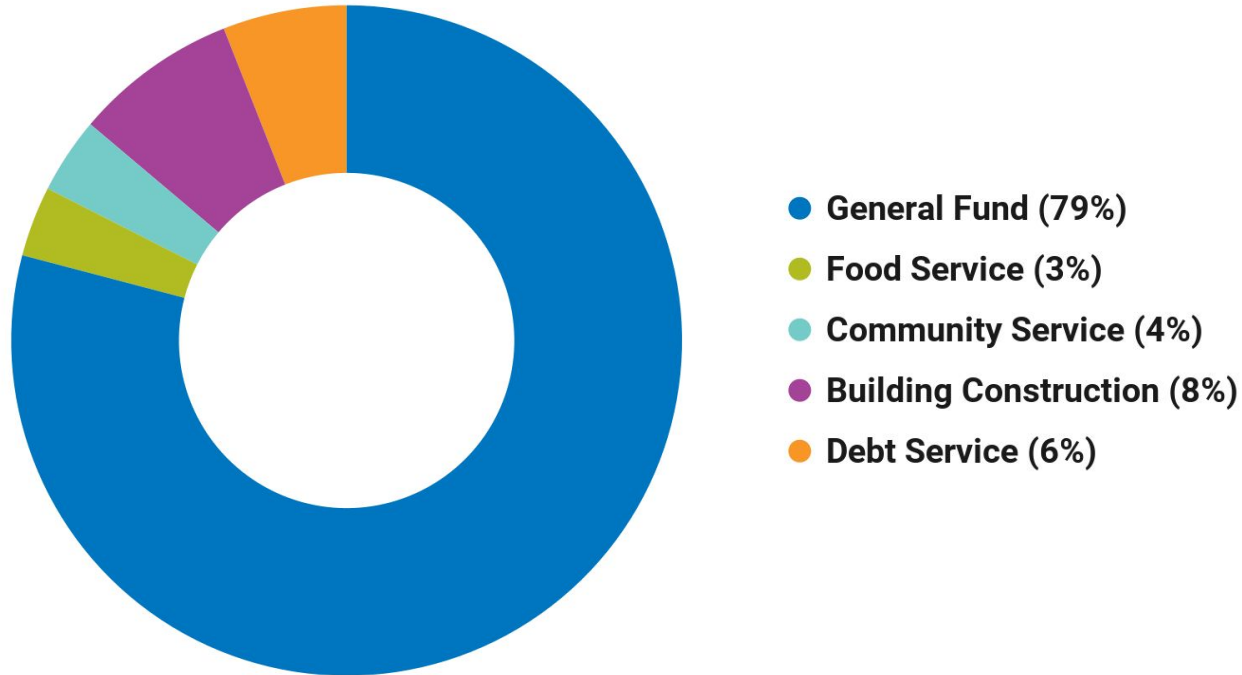
		Amount
Community Service - Fully Financed	Adjustment for updated Community Ed grants	\$528,205
	Adjustment for MDE calculated nonpublic aid	\$91,799
	Total	\$620,004

Other Expenditure Changes

		Amount
Building Construction	Adjustment for construction project estimates	\$3,032,171
	Total	\$3,032,171

		Amount
Debt Service	Adjustment to debt principal	\$1,305,364
	Total	\$1,305,364

Revised Expenditures by Fund



Revised General Fund Expenditures



- Administration Support Services (12%)
- Student Programs & Services (74%)
- Maintenance Operations, Equipment & Other Fiscal Expense (14%)

Fully Financed Funds - Revenue and Expenditure Changes

Revision on Fully Financed funds reflects the approval of grants under \$500,000 that were not adopted in FY22, as well as revisions to adopted grants and entitlements

Adjustments	Revenue	Expense
General Fully Financed Increase	\$47,523,477	\$47,568,377
Community Service Fully Financed Increase	\$229,493	\$229,493

Summary All Funds - Fund Balance Budget

	Beginning Fund Balance	Revised Revenue Budget	Revised Expenditure Budget	Estimated Ending Fund Balance
General Fund	\$165,513,015	\$761,566,800	\$761,358,394	\$165,721,421
Food Service Fund	13,287,605	27,377,586	33,085,076	7,580,115
Community Service Fund	9,589,690	38,338,620	35,857,254	12,444,665
Capital Projects Fund	123,082,283	78,981,927	76,784,870	125,279,340
Debt Service Fund	46,263,967	55,418,760	53,258,467	48,424,260
Total – All Funds	\$357,736,650	\$961,683,694	\$960,344,062	\$359,076,193

Recommendation

District Administration recommends School Board approval of the Fiscal Year 2022-23 budget revision as presented.