

1 FOODSERVICE EQUIPMENT PLAN
1/4" = 1'-0"

FOODSERVICE EQUIPMENT SCHEDULE			
FDP ITEM	QTY	FDP DESCRIPTION	FDP REMARKS
101	1	AIR SCREEN	
102	1	COLD STORAGE ASSEMBLY	
103	1	COLD STORAGE REFRIGERATION SYSTEM	
104	2	COLD STORAGE SHELVING	
105	4	DUNNAGE RACK	
107	1	DRY STORAGE SHELVING	
108	1	CAN RACK	
109	1	ICE MAKER W/ BIN	
110B	1	STACKED WASHER/DRYER	
111	1	CHEMICAL SHELF	
121	1	TWO COMPARTMENT SINK W/DISPOSER	
123	2	DISPOSER - 2HP	
124	1	WORKTABLE W/ OVERSHELF	
125	1	20 QT. MIXER W/STAND	
126	1	WORKTABLE W/SINK	
127	1	SLICER W/STAND	
128	3	UTILITY CART	
129	1	WORKTABLE W/S.BAR UT.RACK	
136	1	BAKER'S TABLE	
138	5	PAN RACK	
139	1	INSUL MOBILE PROOFER	
151	2	FIRE PROTECTION SYSTEM	
152	1	EXHAUST HOOD	
153	1	EXHAUST HOOD	
161	2	CONVECTION OVEN	
162	1	DBL CONVECTION STEAMER - GAS	
163	1	30 GA. TILT BRAISING PAN-MANUAL TILT	
165	1	TWO BURNER RANGE	
172	1	COMBI OVEN	
187	3	PASS-THRU HEATED CABINET- 2DR	
188	3	PASS-THRU REFRIGERATOR - 1DR	
196	1	BACK COUNTER	
201	1	SERVING COUNTER	
211	2	DROP FRONT MILK COOLER - 12 CASE	OWNER FURNISHED
214	3	CASH REGISTER	
217	1	SERVING COUNTER	
218	1	SERVING COUNTER	
249	1	THREE COMPARTMENT SINK	
250	1	DISHMACHINE	
252	1	BOOSTER HEATER	
254	2	SOILED & CLEAN DISHTABLE	
255	2	MOBILE UTENSIL SHELF	
614	1	FILL FAUCET	
615	3	VIDEO MONITOR SYSTEM	
619	2	RECESSED GAS VALVE HOUSING	
646	1	CUP DISPENSER	
647	1	TEA/COFFEE BREWER	
651	1	ICE DISPENSER	
676	1	GAS STEAM TILTING KETTLE	

THIS SCHEDULED EQUIPMENT IS PART OF THE EARLY EQUIPMENT PROCUREMENT PACKAGE. PRICING PROVIDED SHALL MATCH OR EXCEED THE SCHEDULED VALUES OF ALL THE EQUIPMENT LISTED.

FOODSERVICE EQUIPMENT INDICATED IN THE ABOVE EQUIPMENT SCHEDULE SHALL BE OWNER FURNISHED/CONTRACTOR INSTALLED.

FULL AND COMPLETE EQUIPMENT PRODUCT SUBMITTALS ARE DUE AT THE TIME OF PRICING SUBMISSION FOR THIS EARLY PROCUREMENT PACKAGE. ANY PRICING PROVIDED THAT DOES NOT HAVE AN ACCOMPANYING COMPLIANT EQUIPMENT SUBMITTAL WILL NOT BE ACCEPTED. REFER TO 11 40 00 GENERAL SPECIFICATIONS, 1.9 FOR SUBMITTAL REQUIREMENTS.

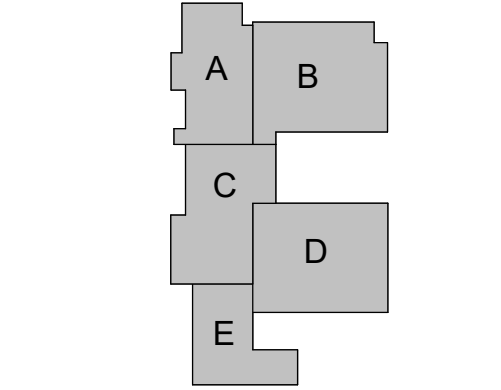
CONSULTANTS

STRUCTURAL
C/JG Engineers
3200 Wilcrest Drive, Suite 305
Houston, TX 77042
Tel: 713.780.3345
Fax: 713.780.3712

MEP
Salas O'Brien
10930 W. Sam Houston Pkwy. N.
Suite 900
Houston, TX 77064
Tel: 281.664.1900
Fax: 281.664.1912

FOODSERVICE
Foodservice Design Professionals
26215 Oak Ridge Drive
Spring, TX 77380-1960
Tel: 281.350.2323
Fax: 281.350.5959

CIVIL
Brooks and Sparks, Inc.
21020 Park Row Dr.
Katy, TX 77449
Tel: 281.578.9595
Fax: 281.578.9686



**WEST INTERMEDIATE
SCHOOL**

TOMBALL INDEPENDENT SCHOOL DISTRICT
18302 CYPRESS HEIGHTS DR.
CYPRESS TX, 77433

ARCADIS

TEXAS ARCADIS INC.

10205 WESTHEIMER SUITE 800
HOUSTON, TX 77042
tel 713.953.4897, fax 713.977.4620

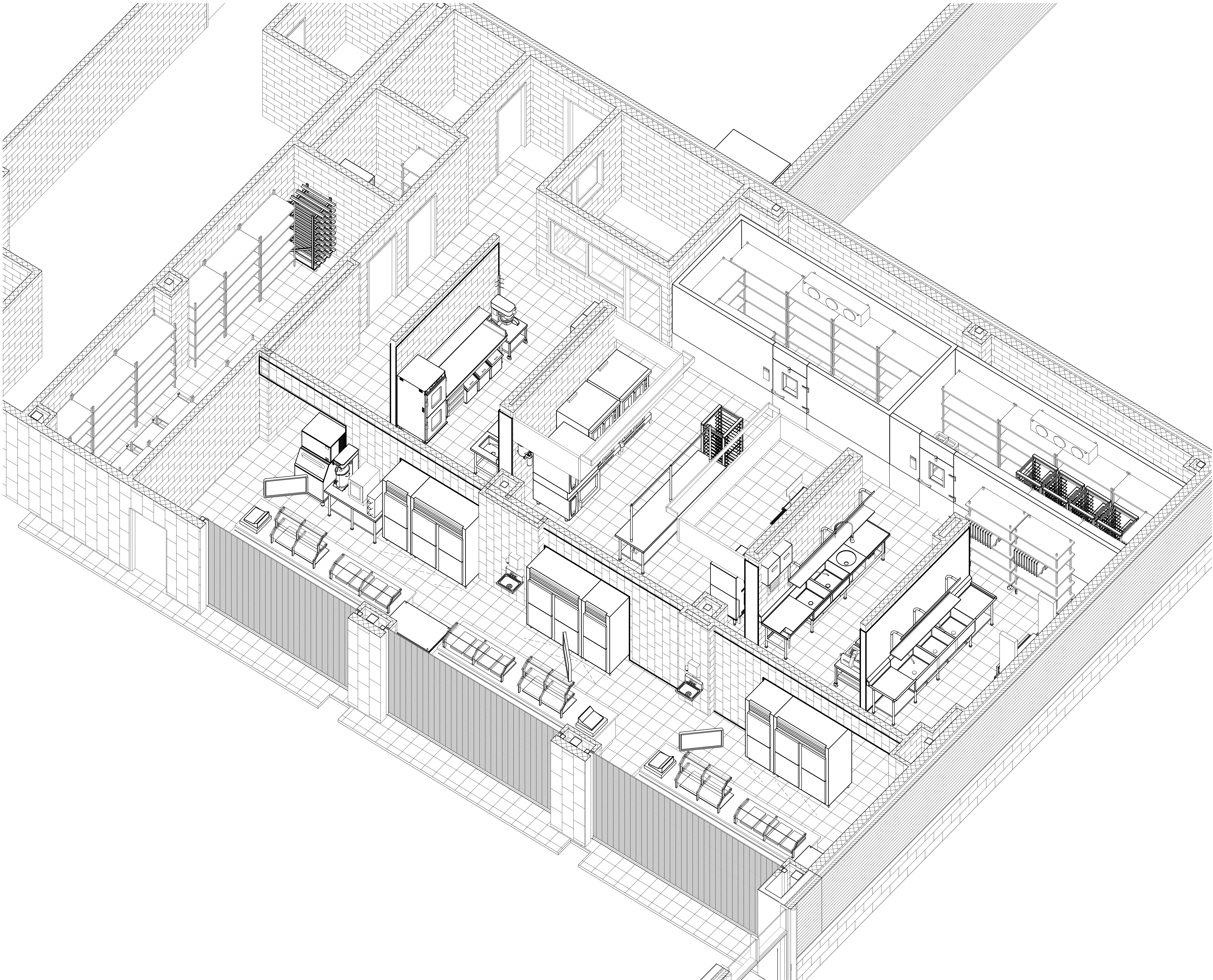
PROJECT #:	---
DATE:	2023-07-28
DRAWN:	GBM
CHECKED:	VS
DATE:	ISSUE
2023-07-28	BID SET

K1

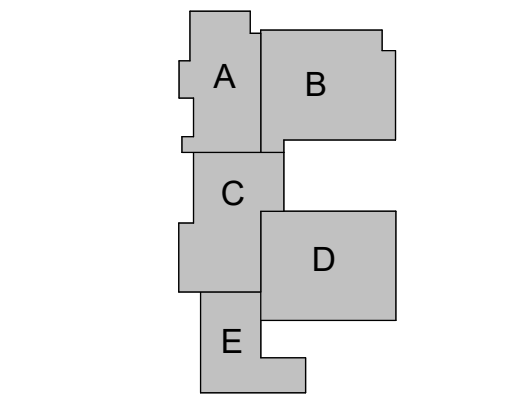
FS EQUIPMENT
PLAN



ISOMETRIC VIEWS WITHIN THIS DRAWING ARE NOT TO SCALE AND ARE PROVIDED FOR REFERENCE PURPOSES ONLY. ISOMETRIC VIEWS ARE NOT INTENDED FOR REGULATORY APPROVAL, PERMITTING, NOR CONSTRUCTION. REFER TO FLOOR PLANS AND DETAILS FOR SPECIFIC PROJECT INFORMATION.



CONSULTANTS
STRUCTURAL
C/JG Engineers
3200 Wilcrest Drive, Suite 305
Houston, TX 77042
Tel: 713.780.3345
Fax: 713.780.3712
MEP
Salas O'Brien
10930 W. Sam Houston Pkwy. N.
Suite 900
Houston, TX 77064
Tel: 281.664.1900
Fax: 281.664.1912
FOODSERVICE
Foodservice Design Professionals
26215 Oak Ridge Drive
Spring, TX 77380-1960
Tel: 281.350.2323
Fax: 281.350.5959
CIVIL
Brooks and Sparks, Inc.
21020 Park Row Dr.
Katy, TX 77449
Tel: 281.578.9595
Fax: 281.578.9686



**WEST INTERMEDIATE
SCHOOL**
TOMBALL INDEPENDENT SCHOOL DISTRICT
18302 CYPRESS HEIGHTS DR.
CYPRESS TX, 77433

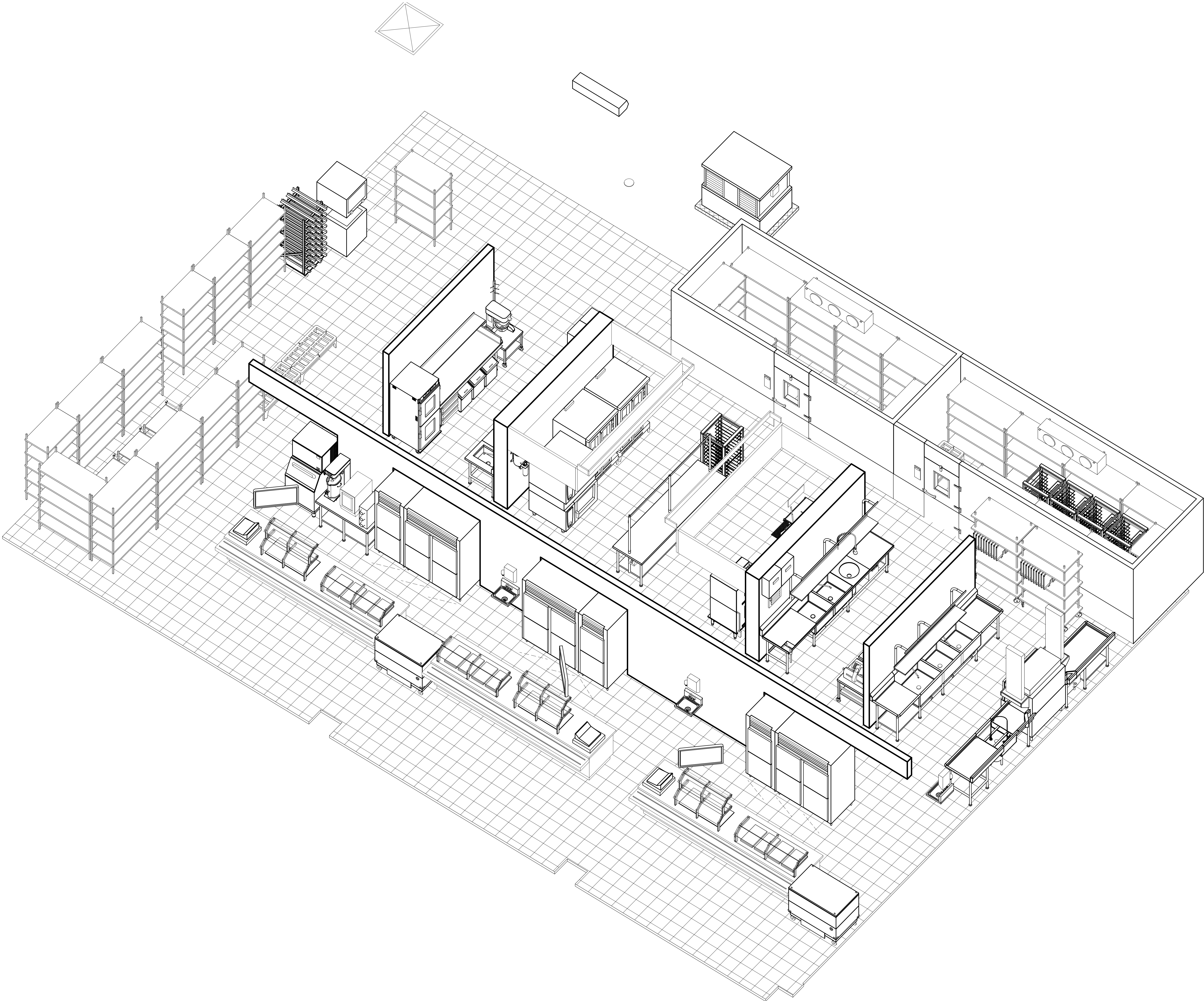
ARCADIS
TEXAS ARCADIS INC.
10205 WESTHEIMER SUITE 800
HOUSTON, TX 77042
tel 713.953.4897, fax 713.977.4620

PROJECT #: ---
DATE: 2023-07-28
DRAWN: ---
CHECKED: ---
DATE: 2023-07-28
ISSUE: BID SET

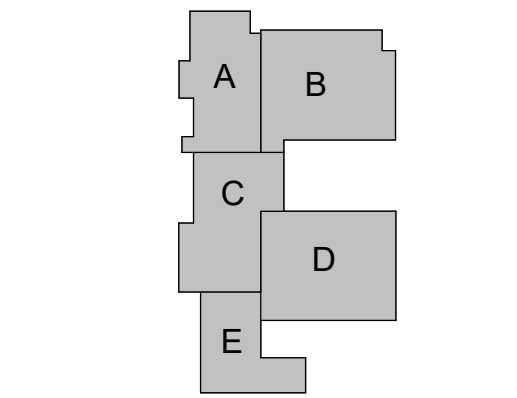
K1.1
FS FACILITY
MODEL



ISOMETRIC VIEWS WITHIN THIS DRAWING ARE NOT TO SCALE AND ARE PROVIDED FOR REFERENCE PURPOSES ONLY. ISOMETRIC VIEWS ARE NOT INTENDED FOR REGULATORY APPROVAL, PERMITTING, NOR CONSTRUCTION. REFER TO FLOOR PLANS AND DETAILS FOR SPECIFIC PROJECT INFORMATION.



CONSULTANTS
STRUCTURAL
CJG Engineers
3200 Wilcrest Drive, Suite 305
Houston, TX 77042
Tel: 713.780.3345
Fax: 713.780.3712
MEP
Salas O'Brien
10930 W. Sam Houston Pkwy. N.
Suite 900
Houston, TX 77064
Tel: 281.664.1900
Fax: 281.664.1912
FOODSERVICE
Foodservice Design Professionals
26215 Oak Ridge Drive
Spring, TX 77380-1960
Tel: 281.350.2323
Fax: 281.350.5959
CIVIL
Brooks and Sparks, Inc.
21020 Park Row Dr.
Katy, TX 77449
Tel: 281.578.9595
Fax: 281.578.9686



**WEST INTERMEDIATE
SCHOOL**
TOMBALL INDEPENDENT SCHOOL DISTRICT
18302 CYPRESS HEIGHTS DR.
CYPRESS TX, 77433

ARCADIS
TEXAS ARCADIS INC.
10205 WESTHEIMER SUITE 800
HOUSTON, TX 77042
tel 713.953.4897, fax 713.977.4620

PROJECT #: ---
DATE: 2023-07-28
DRAWN: ---
CHECKED: ---
DATE: 2023-07-28
ISSUE: BID SET

K1.2
FS EQUIPMENT
MODEL

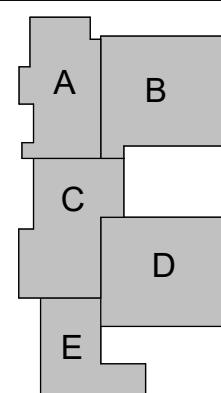
CONSULTANTS

STRUCTURAL
CJG Engineers
3200 Wilcrest Drive, Suite 305
Houston, TX 77042
Tel: 713.780.3742
Fax: 713.780.3712

MEP
Salas O'Brien
10930 W. Sam Houston Pkwy. N.
Suite 900
Houston, TX 77064
Tel: 281.664.1900
Fax: 281.664.1912


FOODSERVICE
Foodservice Design Professionals
26215 Oak Ridge Drive
Spring, TX 77380-1960
Tel: 281.350.2323
Fax: 281.350.5959

CIVIL
Brooks and Sparks, Inc.
21020 Park Row Dr.
Katy, TX 77449
Tel: 281.578.9595
Fax: 281.578.9686



**WEST INTERMEDIATE
SCHOOL**
TOMBALL INDEPENDENT SCHOOL DISTRICT
18302 CYPRESS HEIGHTS DR.
CYPRESS TX, 77433

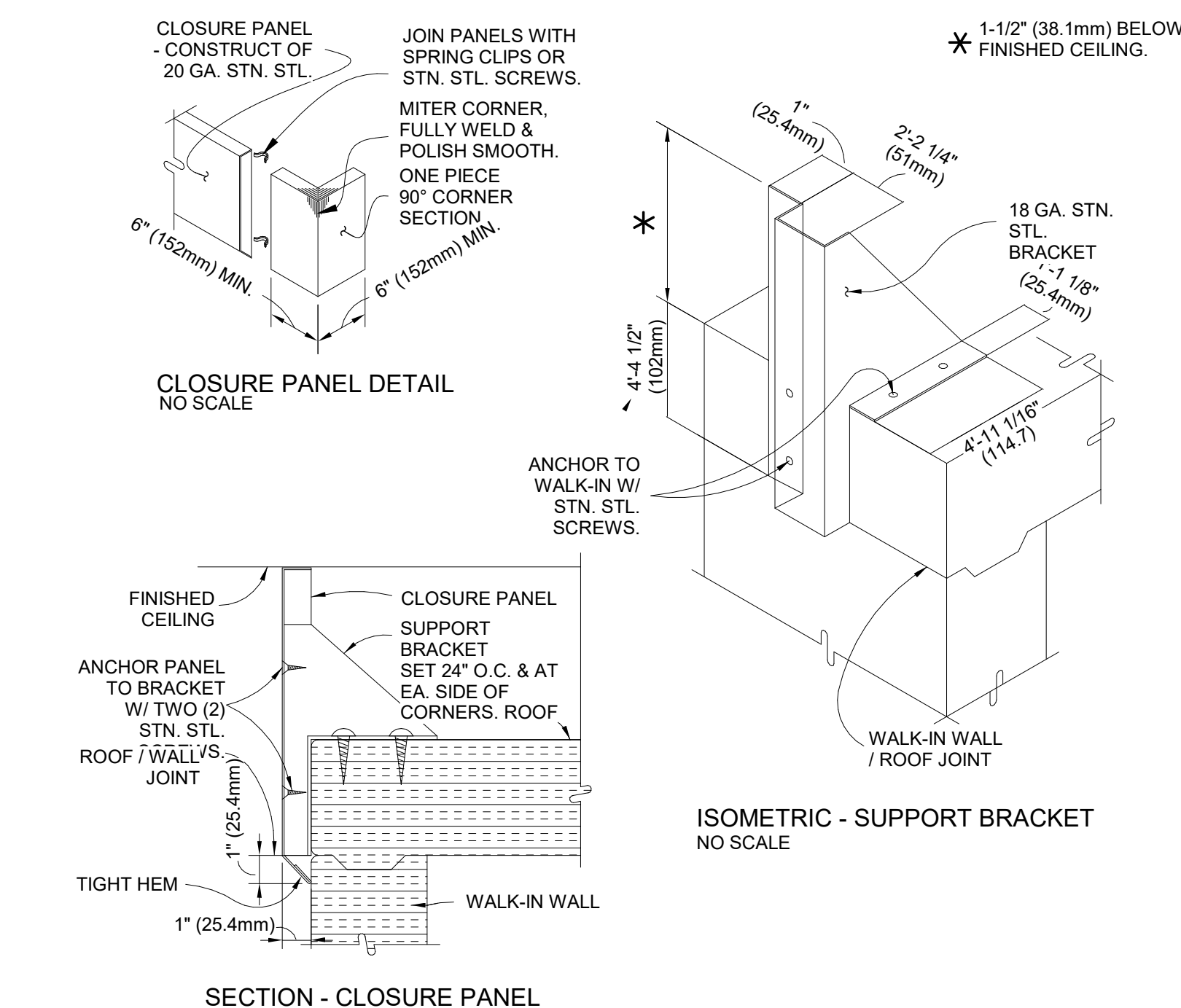
ARCADIS
TEXAS ARCADIS INC.
10205 WESTHEIMER SUITE 800
HOUSTON, TX 77042
tel 713.953.4897, fax 713.977.4620

PROJECT #: ---		
DATE: 2023-07-28		
DRAWN: Author		
CHECKED: Checker		
DATE	ISSUE	
2023-07-28	BID SET	

K1.3
FS SPECIAL
CONDITIONS
PLAN

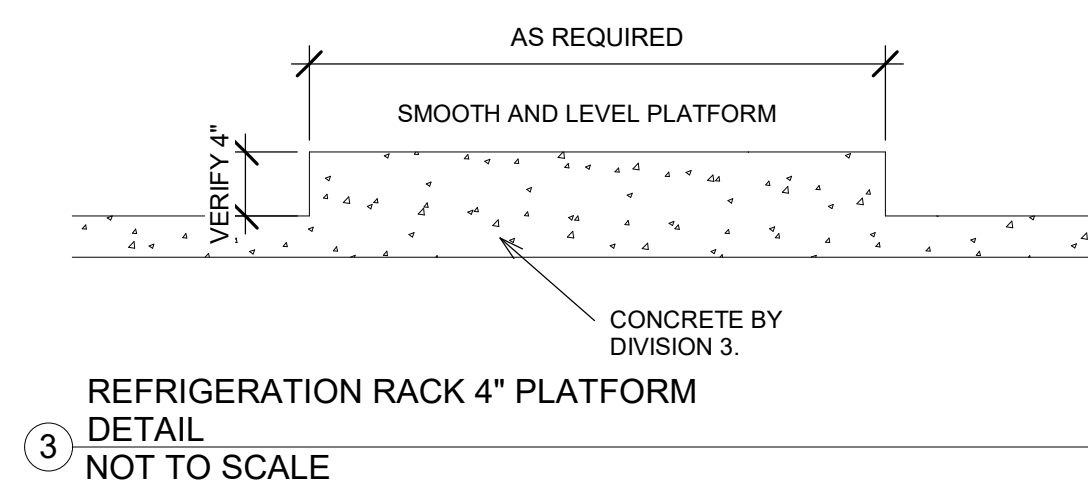


FOODSERVICE MECHANICAL SCHEDULE						
NO.	QTY	TYPE	SIZE	LOCATION	CFM	S.P.
M101	1	EXHAUST	4"x16"	CLG	400	0.30"
M102	1	EXHAUST	4"x16"	CLG	800	0.30"
M103	1	EXHAUST	4" ROUND	WALL	GRAVITY	---

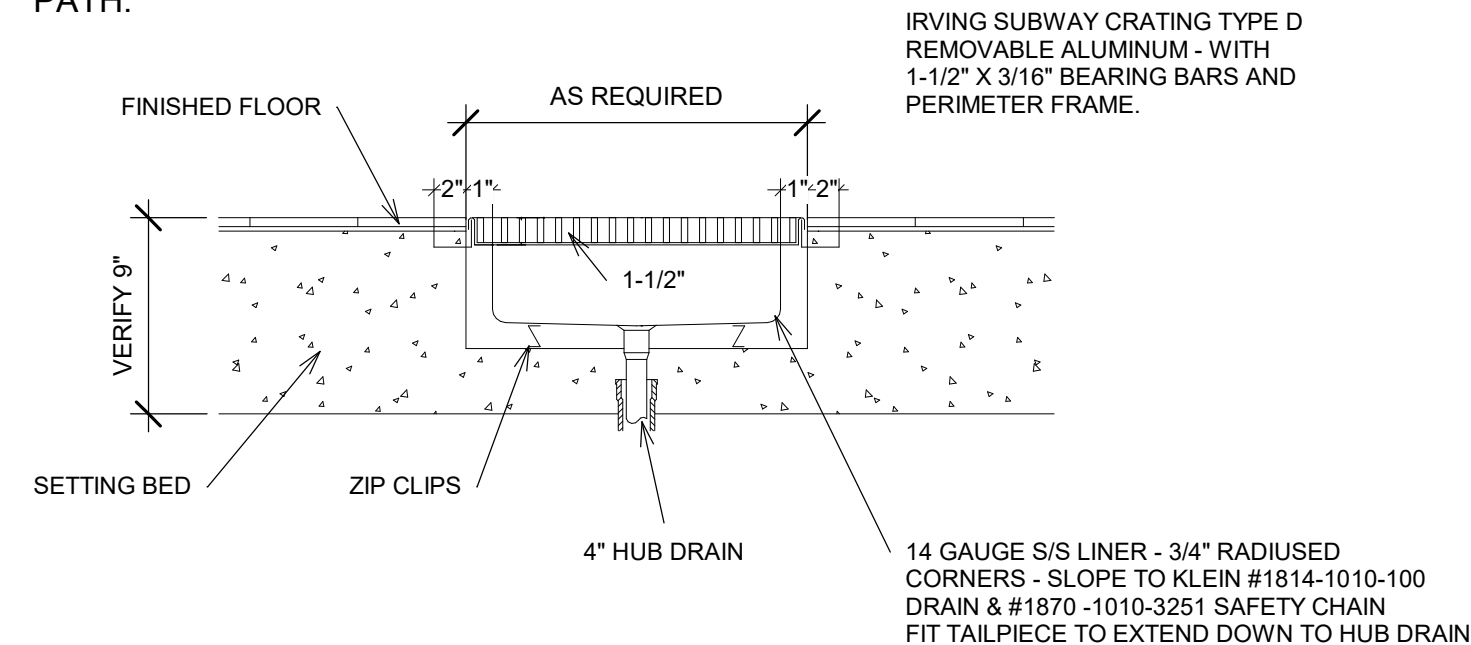


- ### SPECIAL CONDITIONS NOTES
1. CONTRACTOR MUST COORDINATE AND VERIFY ALL DIMENSIONS WITH FOODSERVICE EQUIPMENT SHOP DRAWINGS AND MANUFACTURER'S DATA. DIMENSIONS ARE SHOWN FOR DESIGN AND BIDDING PURPOSES ONLY.
 2. G.G. TO FURNISH AND INSTALL 3/4" PLYWOOD BLOCKING IN WALL FOR MOUNTING EQUIPMENT FINISHED BY SECTION 11.40.0. SECTION 11.40.0 TO FURNISH EXACT DIMENSIONED LOCATIONS.
 3. WALK-IN DOORS MUST BE LEFT OPEN WHILE INTERIOR CONCRETE WALK-IN FLOOR CURES.
 4. INSTALL PROTECTIVE COVER ON WALK-IN WALLS BEFORE INSTALLING CONCRETE FLOORS & CURBS.

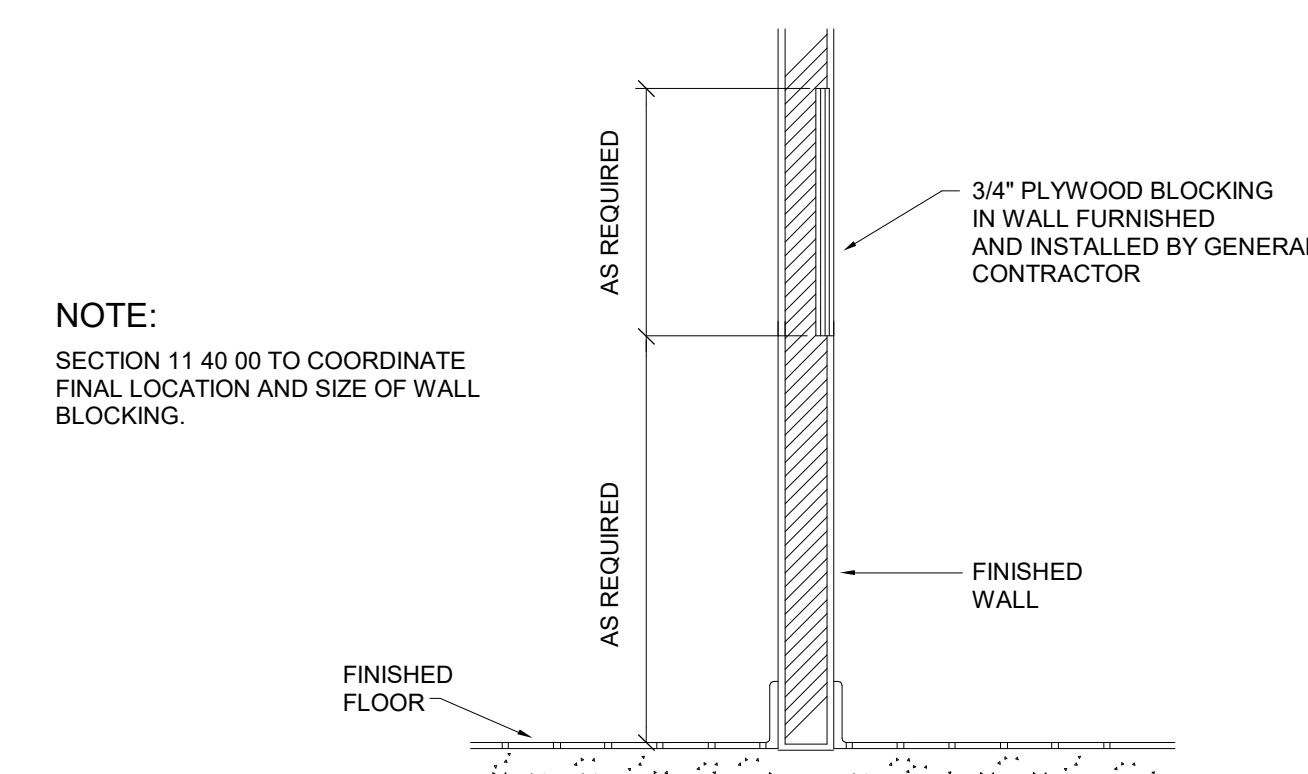
- 6 COLD STORAGE ASSEMBLY ENCLOSURE PANEL DETAIL NOT TO SCALE 7 SPECIAL CONDITIONS NOTES NOT TO SCALE



NOTE:
SECTION 11 40 00 TO COORDINATE
FINAL LOCATION OF ALL TRENCH
LINERS WITH EQUIPMENT POUR
PATH.

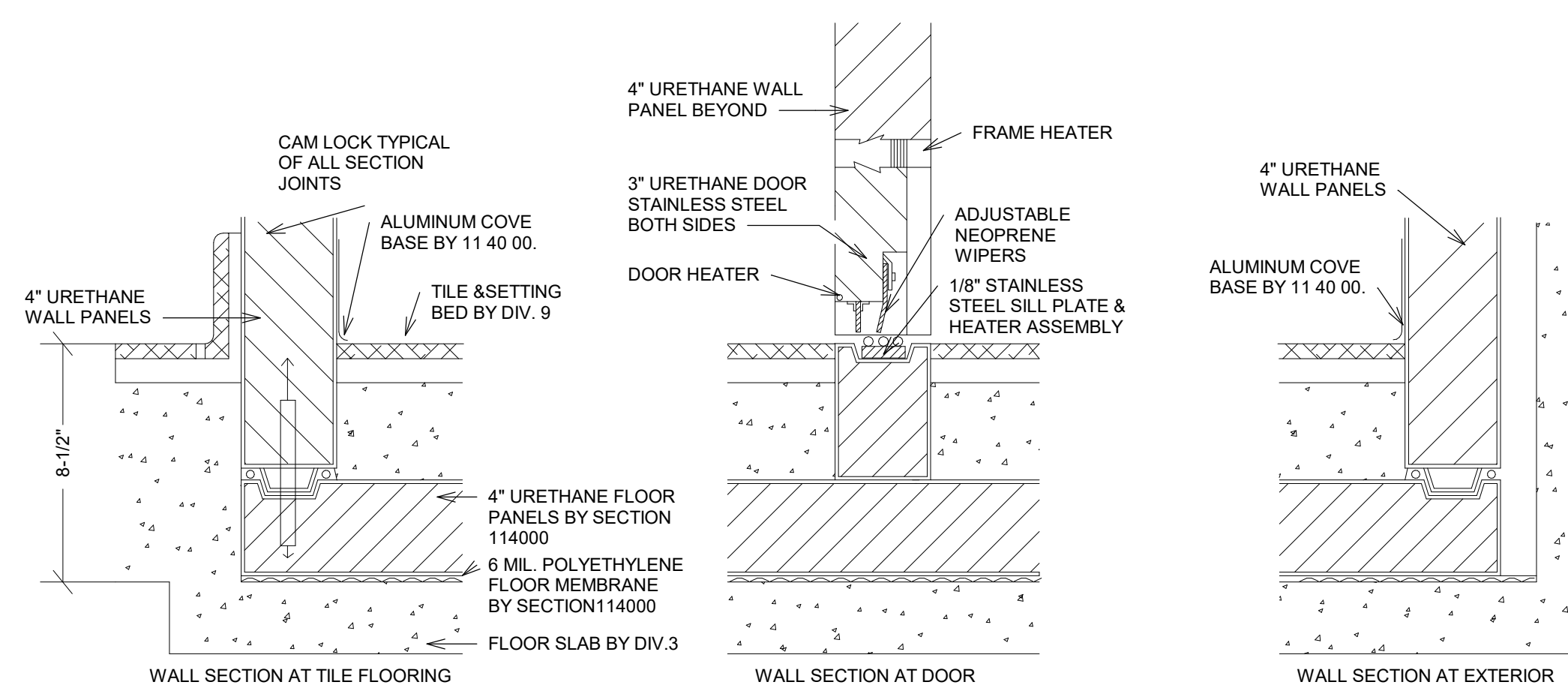


- ② TRENCH LINER DETAIL
NOT TO SCALE

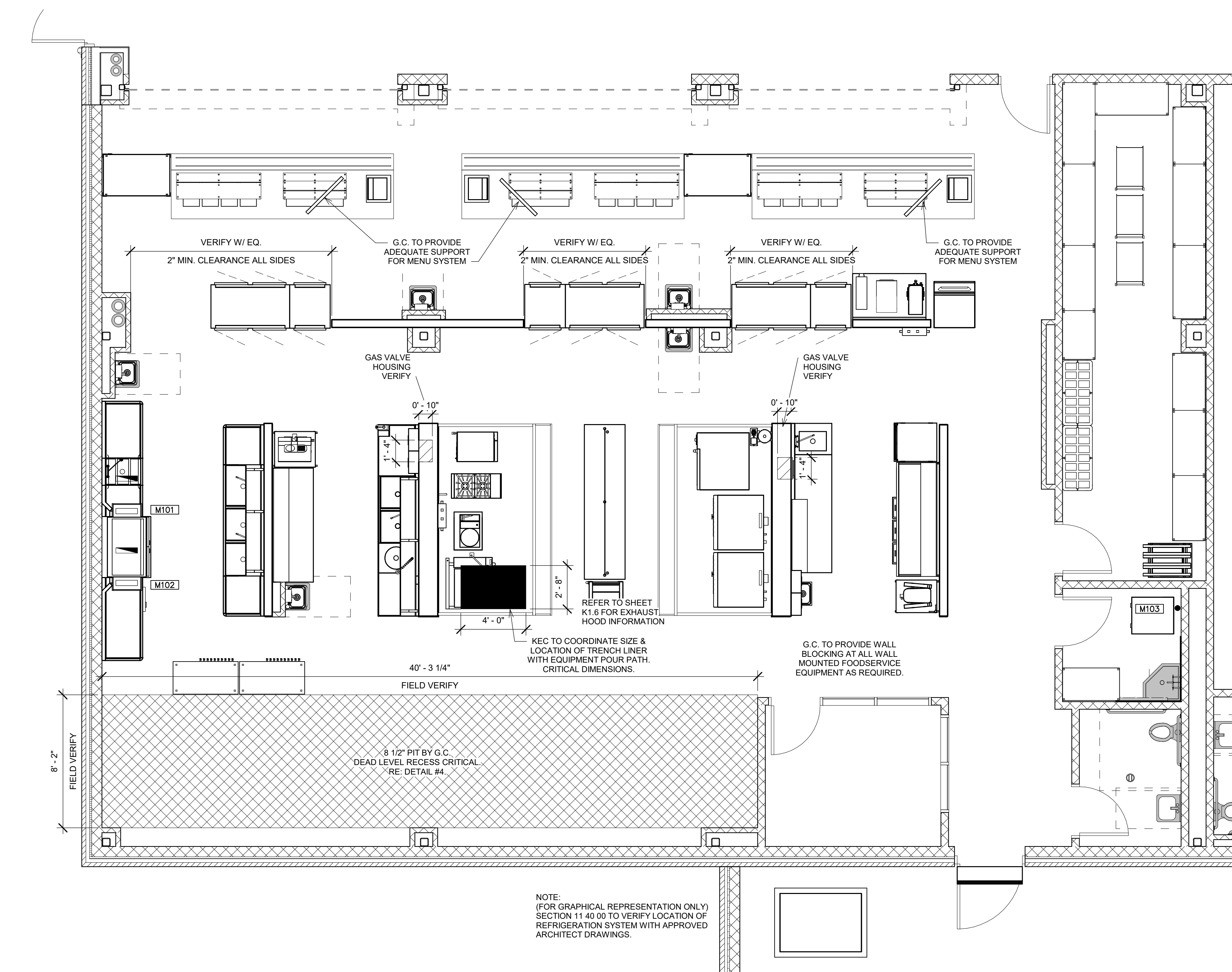


- NOTE:
SECTION 11 40 00 TO COORDINATE
FINAL LOCATION AND SIZE OF WALL
BLOCKING.

- 5 WALL BLOCKING DETAIL
NOT TO SCALE



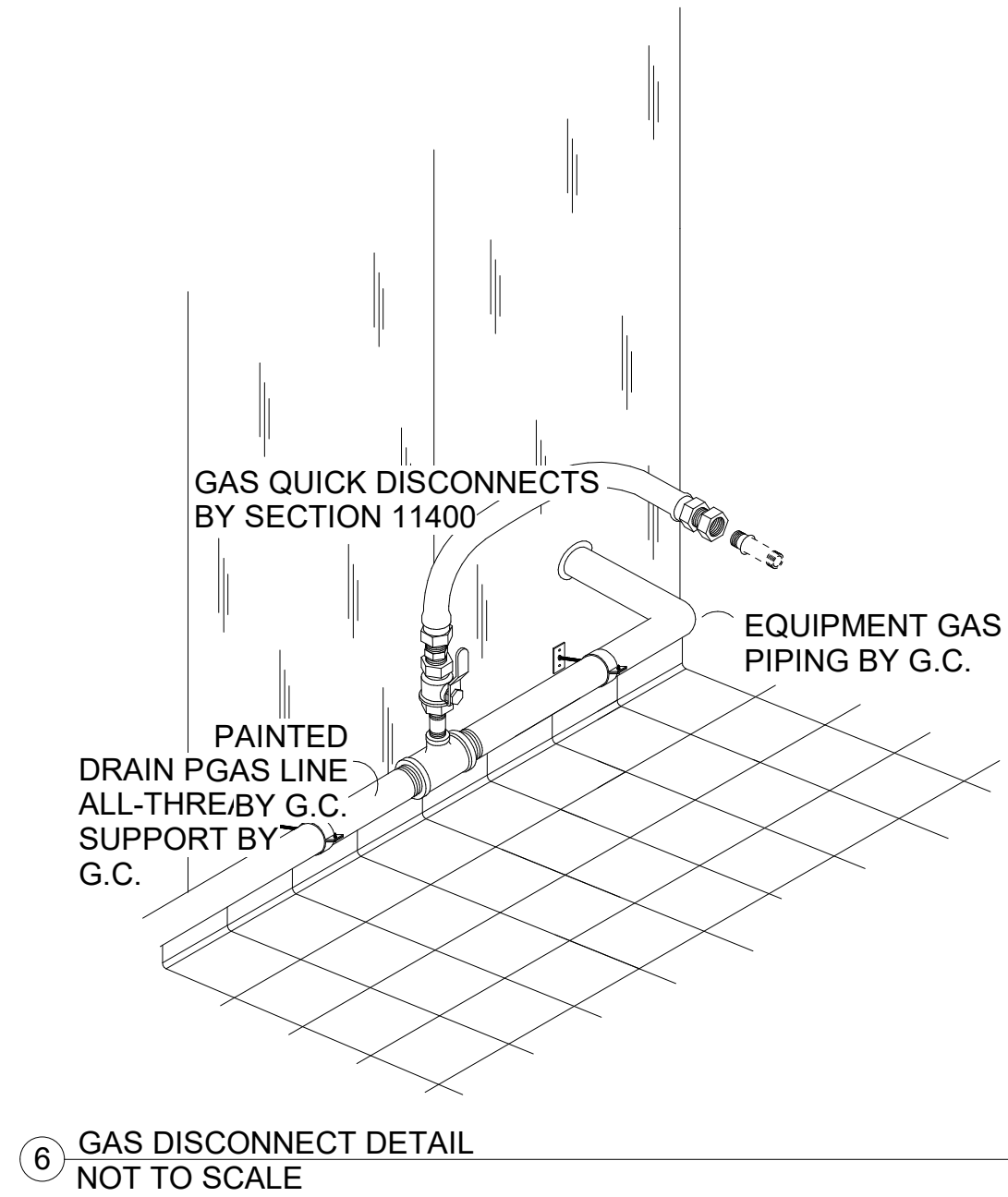
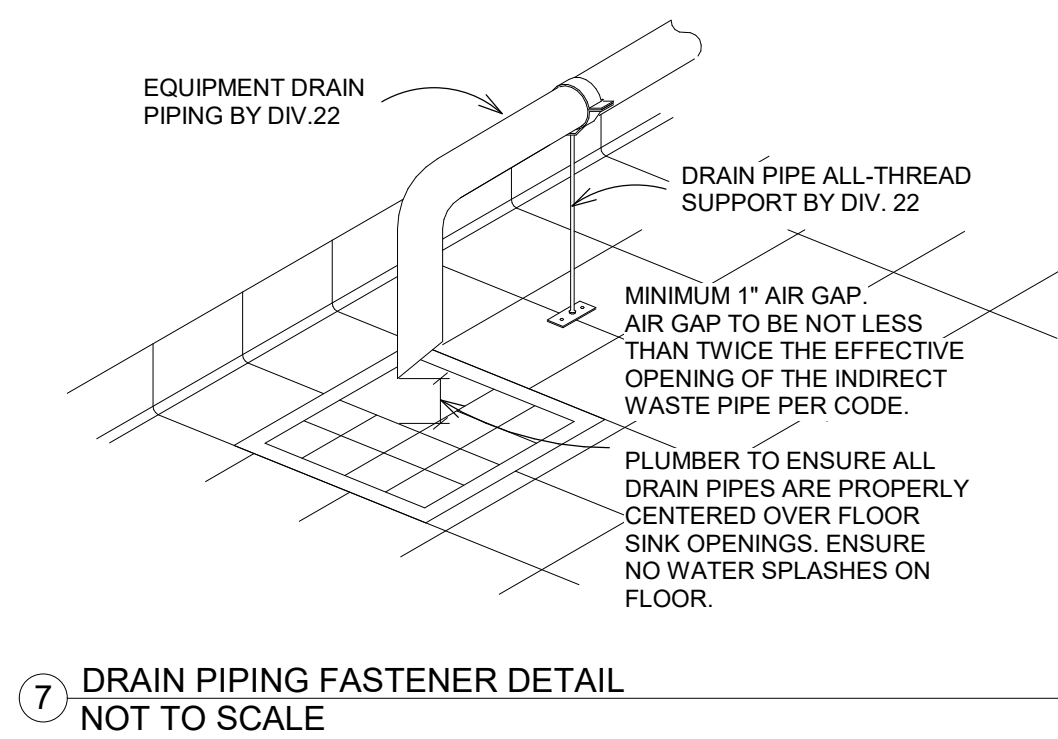
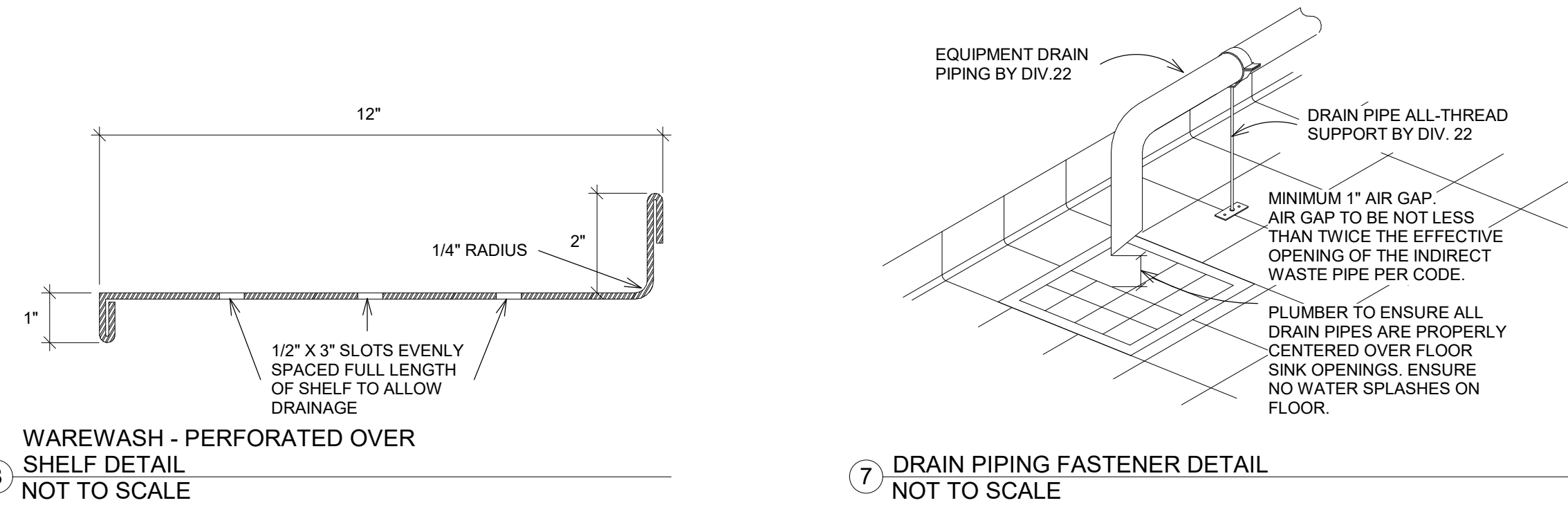
- NOTE:
FLOOR SLAB COLD STORAGE ASSEMBLIES TO BE DEAD LEVEL.
REFER TO SPECIFICATIONS FOR EXTERIOR/INTERIOR FINISH OF WALL PANELS.
- 4 COLD STORAGE ASSEMBLY
DEPRESSION DETAIL
NOT TO SCALE



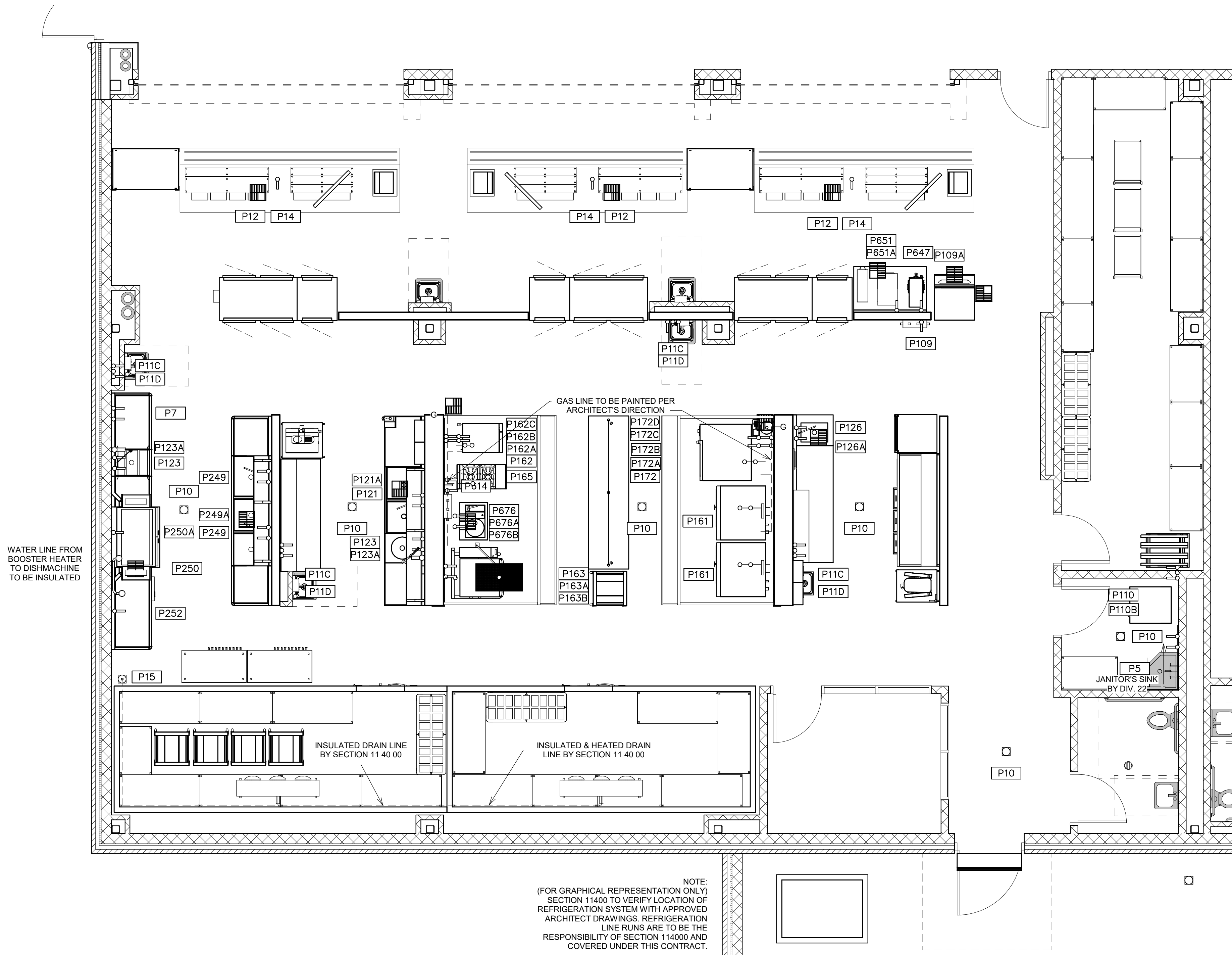
NOTE:
(FOR GRAPHICAL REPRESENTATION ONLY
SECTION 11 40 00 TO VERIFY LOCATION OF
REFRIGERATION SYSTEM WITH APPROVED
ARCHITECT DRAWINGS.

FOODSERVICE SPECIAL CONDITION
PLAN
1/4" = 1'-0"





FOODSERVICE PLUMBING SCHEDULE						
FDP PNO	FDP PSIZE	FDP PCONN	FDP PSERVICE TO	FDP PLOC	FDP PAFF	FDP PREMARKS
P5	3/4"	H & C WATER	JANITOR SINK	WALL	48"	<varies>
P6	4"	HUB DRAIN	JANITOR SINK	FLOOR	VERIFY	JANITOR SINK BY PLUMBER
P7	3/4"	H & C WATER	HOSE BIBB	WALL	18"	BTC: RE: NOTE #3
P7A	3/4"	H & C WATER	FREEZE PROOF HOSE BIBB	WALL	48"	BTC: PROVIDED BY DIV. 22
P10	VERIFY	FLOOR DRAIN	GENERAL AREA DRAIN	FLOOR	VERIFY	<varies>
P11C	1/2"	H & C WATER	FAUCET	WALL	18"	FURNISHED & INSTALLED BY DIV. 22
P11D	1 1/2"	DIRECT DRAIN	HAND SINK	WALL	15"	FURNISHED & INSTALLED BY DIV. 22
P12	12"SQ.	FLOOR SINK	EQUIPMENT	FLOOR	0"	3/4 GRATE - RE: NOTE #4
P14	1/2"	COLD WATER	FILL FAUCET	FLOOR	6"	BTC: RE: NOTE #3 - S/S FLEX HOSE TO FILL FAUCET
P15	4"	FLOOR DRAIN	FUNNEL FLOOR DRAIN	FLOOR	0"	---
P109	3/4"	COLD WATER	WATER FILTER / ICE	WALL	60"	BTC: RE: NOTE #3 & #17
P109A	(2) 12"SQ.	FLOOR SINKS	ICE MACHINE	FLOOR	0"	FULL & 3/4 GRATE - RE: NOTE #4
P110	3/4"	H & C WATER	CLOTHES WASHER	WALL	48"	BTC: VALVE BOX
P110B	2"	INDIRECT DRAIN	CLOTHES WASHER	WALL	48"	VALVE BOX
P121	3/4"	H & C WATER	FAUCET	WALL	13"	BTC: RE: NOTE #3
P121A	12" SQ.	FLOOR SINK	SINK	FLOOR	0"	3/4 GRATE - RE: NOTE #4
P123	3/4"	H & C WATER	FAUCET / DISPOSER	WALL	13"	BTC: RE: NOTE #3 & #7
P123A	2"	DIRECT DRAIN	DISPOSER	WALL	10"	BTC: RE: NOTE #3 & #8
P126	3/4"	H & C WATER	FAUCET	WALL	13"	BTC: RE: NOTE #3
P126A	12" SQ.	FLOOR SINK	SINK	FLOOR	0"	3/4 GRATE - RE: NOTE #4
P161	(2)3/4"	NATURAL GAS	CONVECTION OVEN	WALL	18"/36"	BTC: RE: NOTE #3 & #9 - 55 MBTU/HR EACH
P162	12"SQ.	FLOOR SINK	CONVECTION STEAMER	FLOOR	0"	3/4 GRATE - RE: NOTE #4
P162A	(2) 3/4"	COLD WATER	CONVECTION STEAMER	WALL	18"/48"	BTC: RE: NOTE #3 #16 & #17 - INTERCONNECT THRU WATER FILTER
P162B	(2) 3/4"	COLD WATER	CONVECTION STEAMER	WALL	15"/45"	BTC: RE: NOTE #3
P162C	(2) 3/4"	NATURAL GAS	CONVECTION STEAMER	WALL	24" / 60"	BTC: RE: NOTE #3 & #9 72 MBTU/HR EA.
P163	4"	HUB DRAIN	TRENCH LINER	FLOOR	-9"	BTC: RE: NOTE #3 - CRITICAL LOCATION
P163A	3/4"	NATURAL GAS	TILT BRAISING PAN	WALL	18"	BTC: RE: NOTE #3 & #9 - 104 MBTU/HR
P163B	3/4"	H & C WATER	TILT BRAISING PAN	WALL	36"	BTC: RE: NOTE #3
P165	1"	NATURAL GAS	RANGE	WALL	18"	BTC: RE: NOTE #3 & #9 - 70 MBTU/HR
P172	(2)3/4"	COLD WATER	COMBI OVEN	WALL	24"/48"	BTC: RE: NOTE #3, #16 & #17 - INTERCONNECT THRU FILTERS
P172A	(2)3/4"	COLD WATER	COMBI OVEN	WALL	24"/48"	BTC: RE: NOTE #3
P172B	12"SQ.	FLOOR SINK	EQUIPMENT	FLOOR	0"	3/4 GRATE - RE: NOTE #4
P172C	3/4"	NATURAL GAS	COMBI OVEN	WALL	18"	BTC: RE: NOTE #3 - 96 MBTU/HR EACH
P172D	3/4"	NATURAL GAS	COMBI OVEN	WALL	36"	BTC: RE: NOTE #3 - 98 MBTU/HR EACH
P249	3/4"	H & C WATER	FAUCET	WALL	13"	BTC: RE: NOTE #3
P249A	12" SQ.	FLOOR SINK	SINK	FLOOR	0"	THREE QUARTER GRATE
P250	12" SQ.	FLOOR SINK	BOOSTER / DISHMACHINE	FLOOR	18"	BTC: RE: NOTE #4
P250A	3/4"	COLD WATER	DRAIN TEMPERING	WALL	13"	BTC: RE: NOTE #3
P252	3/4"	HOT WATER	BOOSTER HEATER	WALL	18"	EXT. THRU W.FILTER TO BOOSTER / DISH MACHINE - 140DEG.MIN.
P614	1/2"	H & C WATER	FILL FAUCET	WALL	42"	BTC: RE: NOTE #3
P647	1/2"	COLD WATER	TEA/COFFEE BREWER	WALL	18"	BTC: RE: NOTE #3 & #17
P651	12"SQ.	FLOOR SINK	ICE DISPENSER	FLOOR	0"	3/4 GRATE - RE: NOTE #4
P651A	3/4"	COLD WATER	ICE DISPENSER	WALL	18"	BTC: RE: NOTE#3
P676	12"SQ.	FLOOR SINK	STEAM KETTLE	FLOOR	0"	3/4 GRATE - RE: NOTE #4
P676A	3/4"	H & C WATER	STEAM KETTLE	WALL	18"	BTC: RE: NOTE #3
P676B	3/4"	NATURAL GAS	STEAM KETTLE	WALL	18"	BTC: RE: NOTE #3 - 53MBTU/HR



5 FOODSERVICE PLUMBING CONNECTION PLAN
1/4" = 1'-0"

SECTION 11 40 00 TO PROVIDE LOOSE WITH FOOD SERVICE EQUIPMENT. INSTALLATION BY DIV. 22 & 26.

- (A) VACUUM BREAKER
- (B) DISPOSER
- (C) TIME DELAY
- (D) CONTROL PANEL
- (E) SOLENOID VALVE

DIVISION 22 TO PROVIDE AND INSTALL

- (F) 1/2" CW INLET
- (G) FLOW CONTROL
- (H) 1/2" CW
- (I) 2" DRAIN LINE
- (J) 1-1/2" TAILPIECE
- (K) GATE VALVE
- (L) 1/2" CW SUPPLY
- (M) SHOCK STOP

DIVISION 26 TO PROVIDE AND INSTALL

- (N) POWER SUPPLY

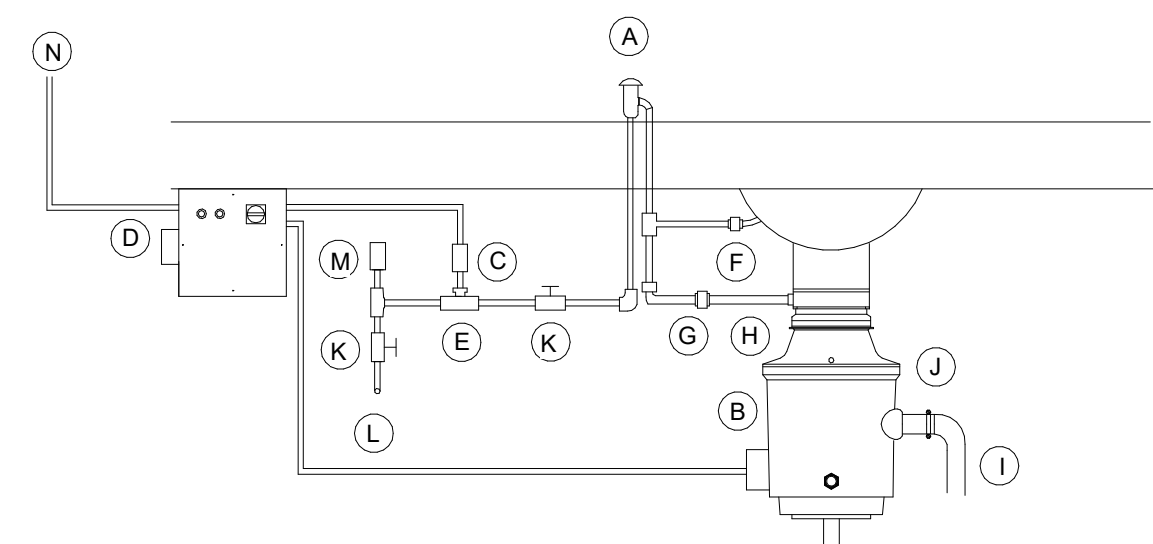
4 DISPOSER DETAIL1
NOT TO SCALE

I	HW	HOT WATER	IV	INDIRECT WASTE (EXTEND TO F.D.)
1	CW	COLD WATER	FD	FUNNEL FLOOR DRAIN
1	HW	180°F HOT WATER	EVC	EXHAUST VENT CONNECTION
1	CWS	CHILLED WATER	SVC	SUPPLY VENT CONNECTION
1	G	GAS SUPPLY	FR	DIRECT-CONNECTED FLUE RISER
1	SS	STEAM SUPPLY	PS	PIPE SLEEVE
1	CR	CONDENSATE RETURN	AF	ABOVE FINISHED FLOOR
1	DR	DRAIN	ST	STUB UP/OUT
1	FD	FLOOR DRAIN	BTC	BRANCH TO CONN. ON EQUIP
1	FS	FLOOR SINK	DFA	DROP FROM ABOVE

3 PLUMBING SYMBOLS
NOT TO SCALE

- DO NOT ROUGH-IN FROM THIS DRAWING. REFER TO THE FOODSERVICE EQUIPMENT SUPPLIER'S DIMENSIONED SHOP DRAWINGS.
- DIMENSIONS INDICATED ARE TO BE VERIFIED BY FOODSERVICE EQUIPMENT SUPPLIER AND ADJUSTED AS REQUIRED BY EQUIPMENT AND/OR FIELD CONDITIONS.
- ACCESSORIES PROVIDED LOOSE WITH FOODSERVICE EQUIPMENT BY SECTION 11 40 00 TO BE FIELD INSTALLED BY DIVISION 22.
- DRAINAGE AND PIPING SYSTEMS TO BE CLEANED PRIOR TO FINAL CONNECTION WITH FOODSERVICE EQUIPMENT.
- HAND LAVATORY PROVIDED BY SECTION 11 40 00 AND INSTALLED BY DIVISION 22. DIV. 22 TO PROVIDE HOT WATER TEMPERING VALVE, IF REQD.
- JANITOR SINK/FAUCET PROVIDED AND INSTALLED BY DIVISION 22.
- INTERCONNECTION OF 1/2" CW TO PRE-RINSE AND DISPOSER'S CONE/BODY INLETS PIPED THRU SOLENOID AND VACUUM BREAKER BY DIVISION 22.
- ENGINEER TO VERIFY W/LOCAL CODE TO BYPASS OR PIPE THRU GREASE TRAP AND/OR INTERCEPTOR.
- 6" W.C. AT EQUIPMENT. MECHANICAL GAS SHUT-OFF VALVE BY SECTION 11 40 00. FINAL CONNECTION TO EQUIPMENT AND INSTALLATION OF MECHANICAL GAS VALVE BY DIVISION 22.

1 PLUMBING GENERAL NOTES
NOT TO SCALE



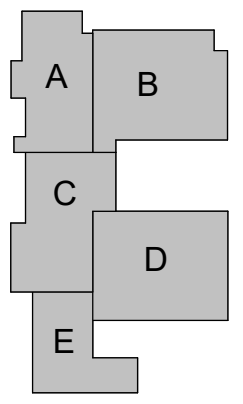
NOTE: WATER AND DRAIN CONNECTIONS INDICATED ARE THOSE REQUIRED FOR THE FOODSERVICE EQUIPMENT AND THOSE REQUIRED FOR SUPPORT EQUIPMENT FURNISHED BY DIVISION 22. FOR ADDITIONAL WATER AND DRAIN REQUIREMENTS REFER TO MECHANICAL DRAWINGS.

NOTE: REFER TO ELECTRICAL/MECHANICAL DRAWINGS FOR REQUIREMENTS OF EXHAUST FANS AND MAKE-UP AIR HANDLERS AND LOCATION OF AN INTERLOCK AND START/STOP CONTROLS TO BE LOCATED WITHIN FOODSERVICE AREA BY DIVISION 26.

2 PLUMBING COORDINATION NOTES
NOT TO SCALE

- ALL EXHAUST HOOD CONNECTIONS AND CONDENSATE CONNECTIONS FURNISHED INSTALLED BY DIVISION 22.
- ALL EXPOSED FIRE SYSTEM PIPING TO BE CHROME PLATED OR STAINLESS STEEL.
- NUMBER NOT USED.
- ALL PIPING WITHIN COUNTER BODY OR UNDER FABRICATED COUNTERS TO BE RUN TO A CONNECTION POINT BELOW COUNTER BODY BY SECTION 11 40 00. FINAL CONNECTION BY DIVISION 22.
- NUMBER NOT USED.
- QUICK DISCONNECTS TO BE SUPPLIED BY SECTION 11 40 00 WALL GAS & WATER EQUIPMENT.
- PROTECTIVE DEVICES TO PROTECT AGAINST BACK FLOW. BACK SYPHONAGE SHALL BE INSTALLED AT ALL FIXTURES AND EQUIPMENT WHERE BACKFLOW AND/OR BACKSYPHONAGE MAY OCCUR AND WHERE A MINIMUM AIR GAP CANNOT BE PROVIDED BETWEEN THE WATER TO THE FIXTURE OR EQUIPMENT AND ITS FLOODLEVEL RIM. TO BE PROVIDED AND INSTALLED BY DIVISION 22. VACUUM BREAKERS, WHEN FURNISHED WITH EQUIPMENT, SHALL OVERRIDE ABOVE. IF ACCEPTABLE WITH APPLICABLE CODES, BUT DIV. 22 TO PIPE WHEN NOT PREPARED BY FACTORY. INTERCONNECT THRU WATER FILTER TO EQUIPMENT BY DIVISION 22.
- BACKFLOW PREVENTION BY DIVISION 22.

CONSULTANTS
STRUCTURAL
C/JG Engineers
3200 Wilcrest Drive, Suite 305
Houston, TX 77042
Tel: 713.780.3345
Fax: 713.780.3712
MEP
Salas O'Brien
10930 W. Sam Houston Pkwy. N.
Suite 900
Houston, TX 77064
Tel: 281.664.1900
Fax: 281.664.1912
FOODSERVICE
Foodservice Design Professionals
26215 Oak Ridge Drive
Spring, TX 77380-1960
Tel: 281.350.2323
Fax: 281.350.5959
CIVIL
Brooks and Sparks, Inc.
21020 Park Row Dr.
Katy, TX 77449
Tel: 281.578.9595
Fax: 281.578.9686



WEST INTERMEDIATE SCHOOL
TOMBALL INDEPENDENT SCHOOL DISTRICT
18302 CYPRESS HEIGHTS DR.
CYPRESS TX, 77433

ARCADIS
TEXAS ARCADIS INC.
10205 WESTHEIMER SUITE 800
HOUSTON, TX 77042
tel 713.953.4897, fax 713.977.4620

PROJECT #: ---
DATE: 2023-07-28
DRAWN: Author
CHECKED: Checker
DATE: 2023-07-28
ISSUE: BID SET

K1.4

FS PLUMBING PLAN



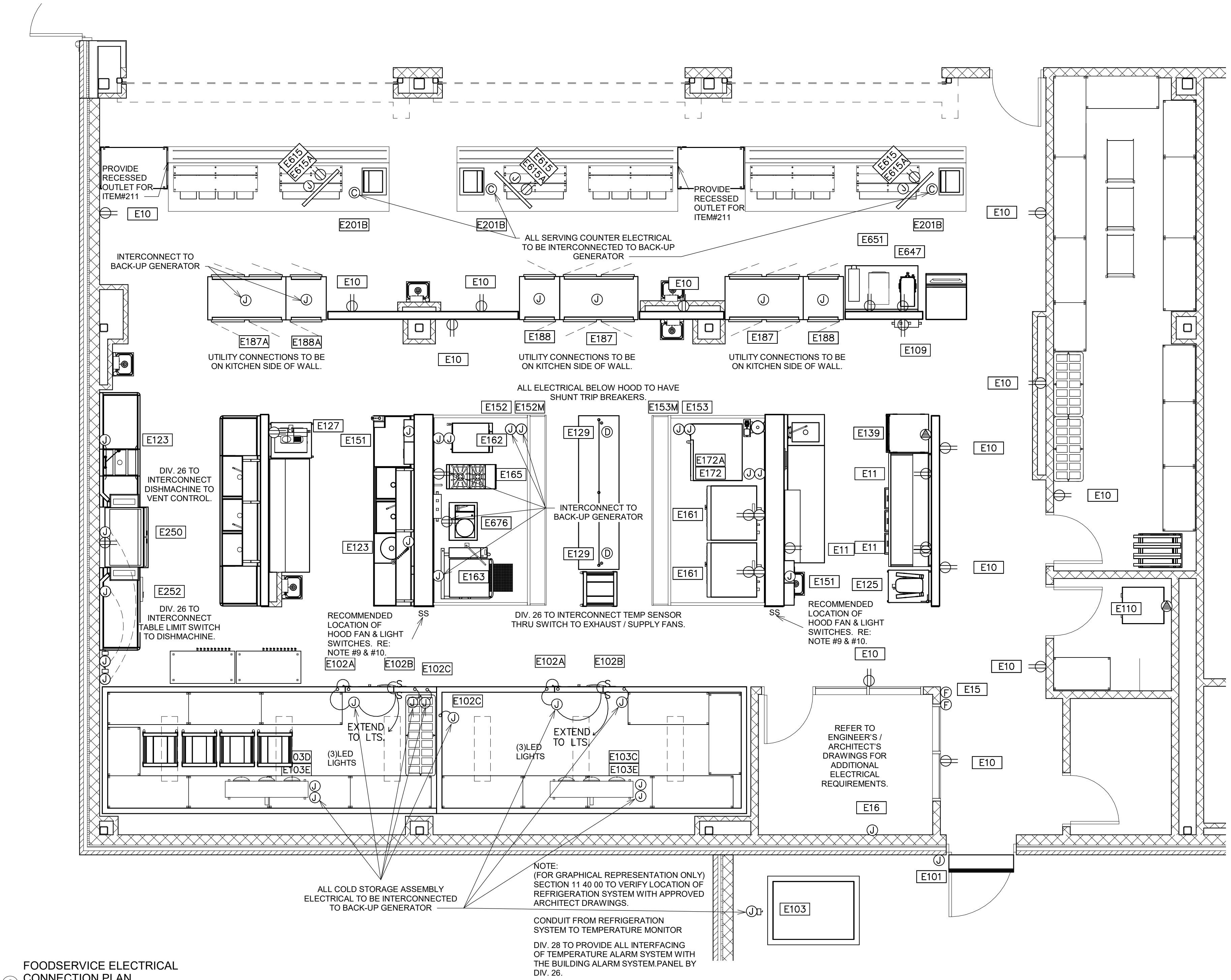
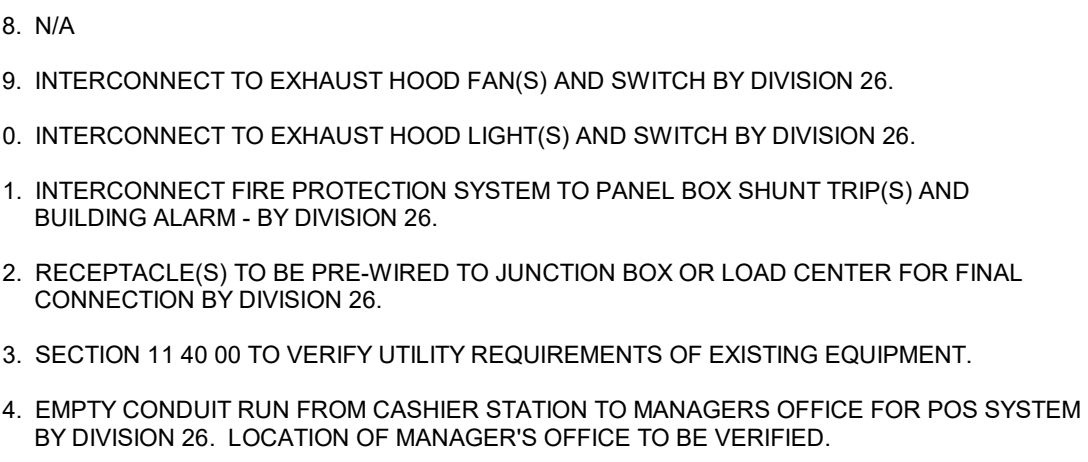
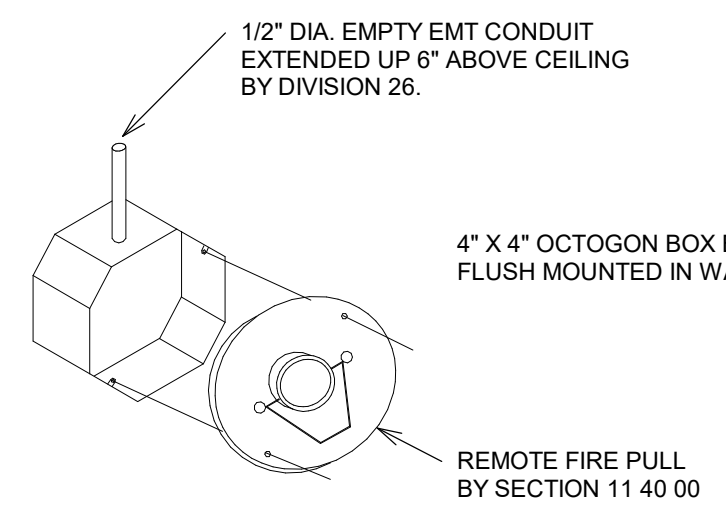
CONSULTANTS

STRUCTURAL
CJG Engineers
3200 Wilcrest Drive, Suite 305
Houston, TX 77042
Tel: 713.780.3345
Fax: 713.780.3712


MEP
Salas O'Brien
10320 W. Sam Houston Pkwy. N.
Suite 900
Houston, TX 77064
Tel: 281.664.1901
Fax: 281.664.1912

FOODSERVICE
Foodservice Design Professionals
26215 Oak Ridge Drive
Spring, TX 77380-1960
Tel: 281.350.2323
Fax: 281.350.5959

CIVIL
Briggs and Sparks, Inc.
21020 Park Row Dr.
Katy, TX 77449
Tel: 281.578.9595
Fax: 281.578.9686



FOODSERVICE ELECTRICAL
CONNECTION PLAN
1/4" = 1'-0"

PROJECT #: ---		
DATE: 2023-07-28		
DRAWN: JLK		
CHECKED: GM		
DATE	ISSUE	
2023-07-28	BID SET	

K1.5

FS ELECTRICAL
PLAN

CIVIL
Brooks and Sparks, Inc.
21020 Park Row Dr.
Katy, TX 77449
Tel: 281.578.9595
Fax: 281.578.9686

**WEST INTERMEDIATE
SCHOOL**

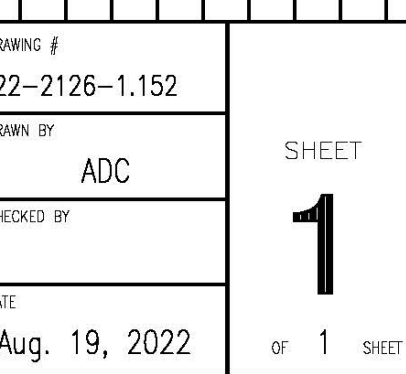
TOMBALL INDEPENDENT SCHOOL DISTRICT
18302 CYPRESS HEIGHTS DR.
CYPRESS, TX 77422

ARCADIS
TEXAS ARCADIS INC.
10205 WESTHEIMER SUITE 800
HOUSTON, TX 77042
tel 713.953.4897, fax 713.977.4622

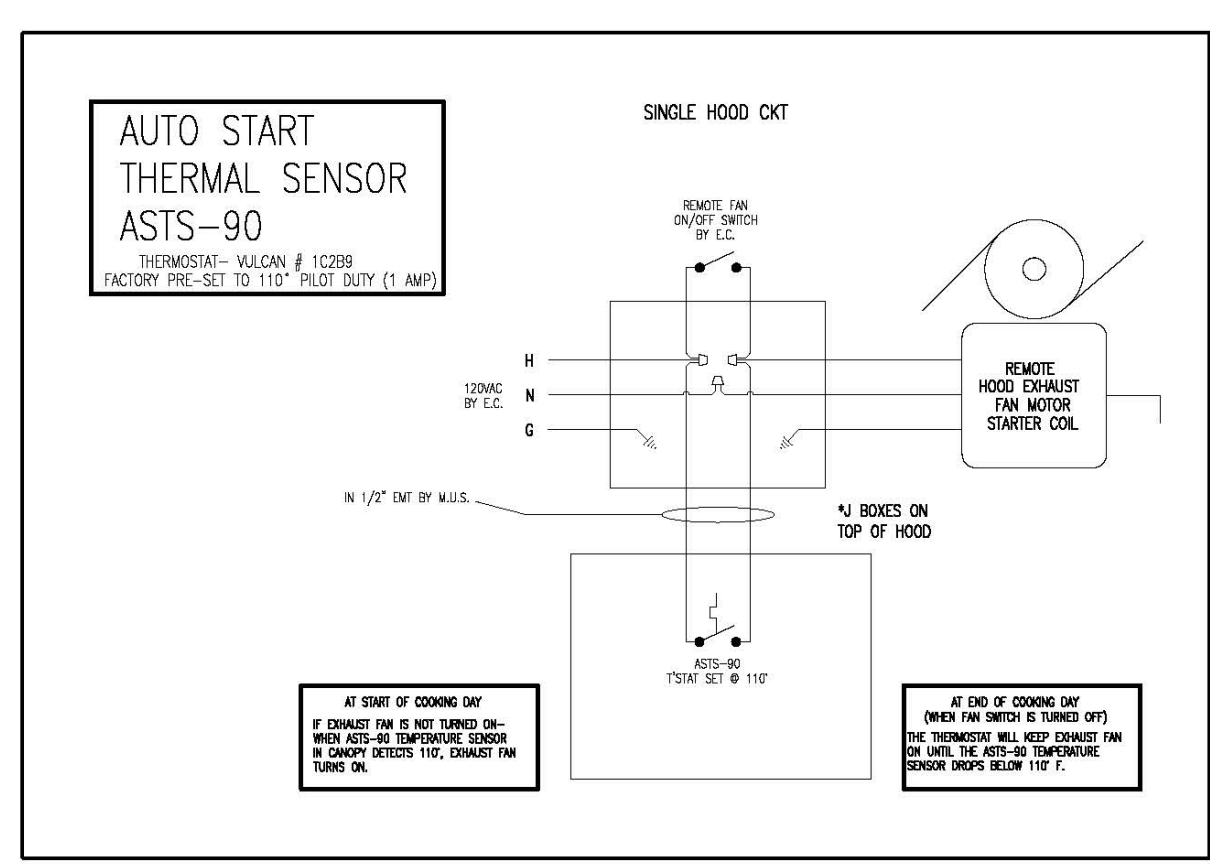
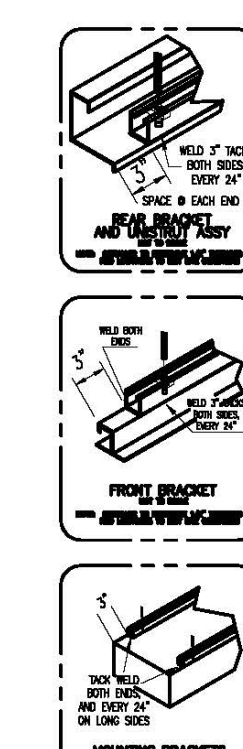
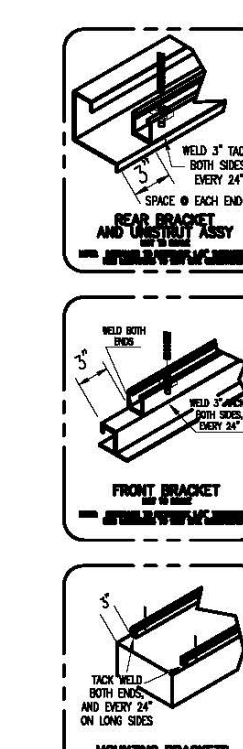
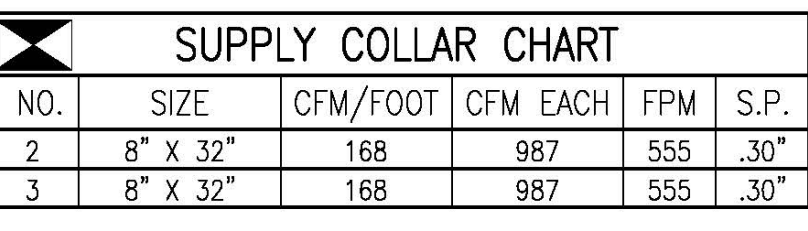
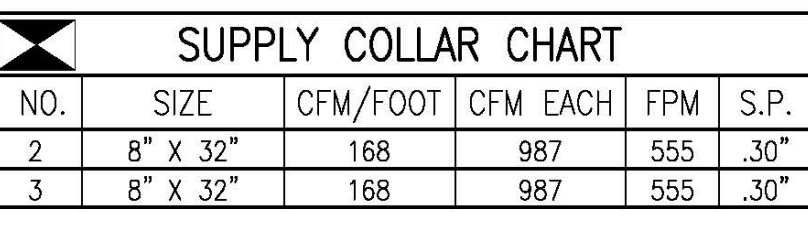
PROJECT #: ---	
DATE:	2023-07-28
DRAWN:	Author
CHECKED:	Checker
DATE	ISSUE
2023-07-28	BID SET

K1.6

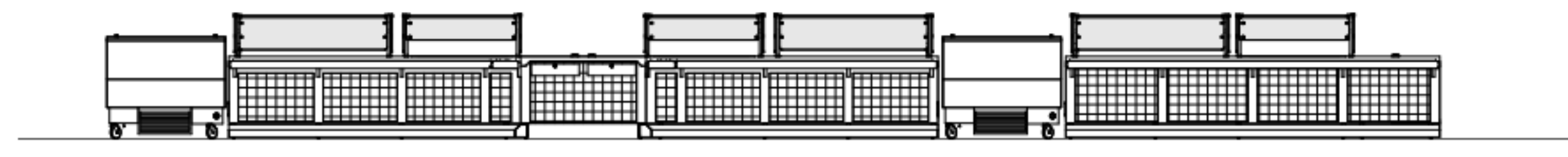
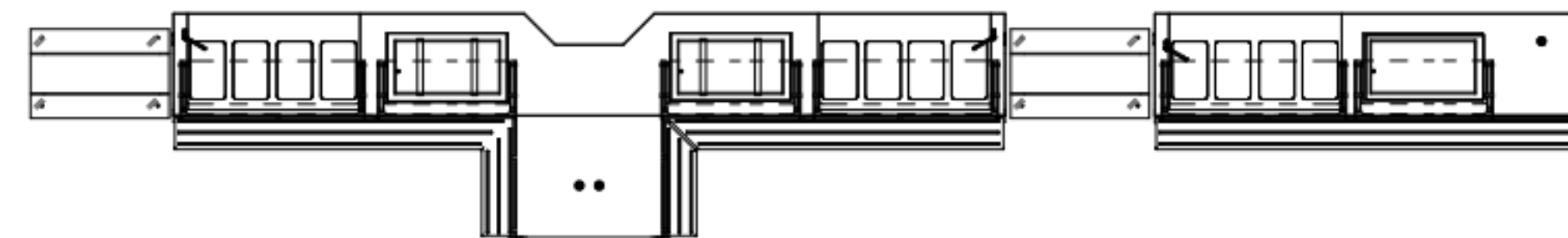
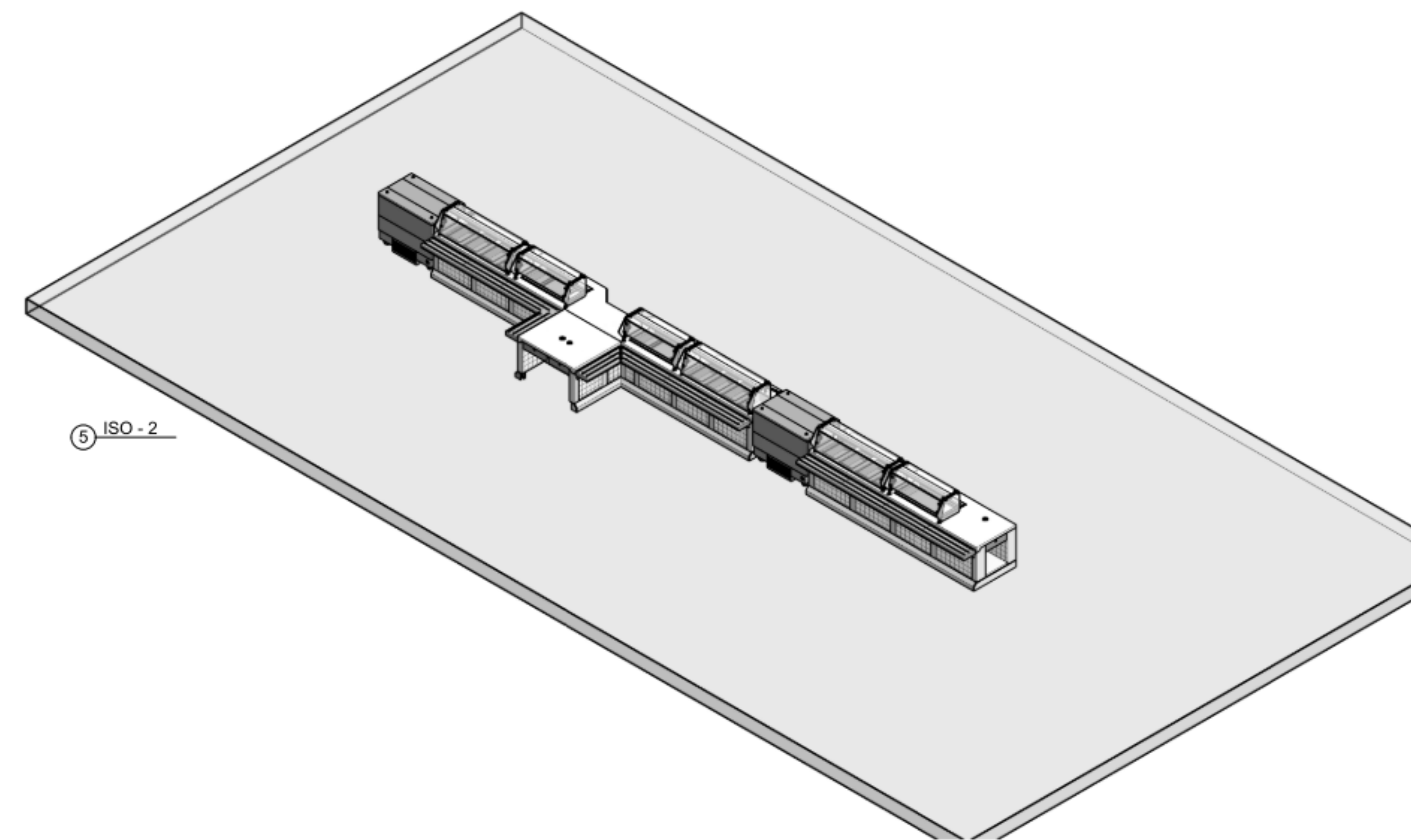
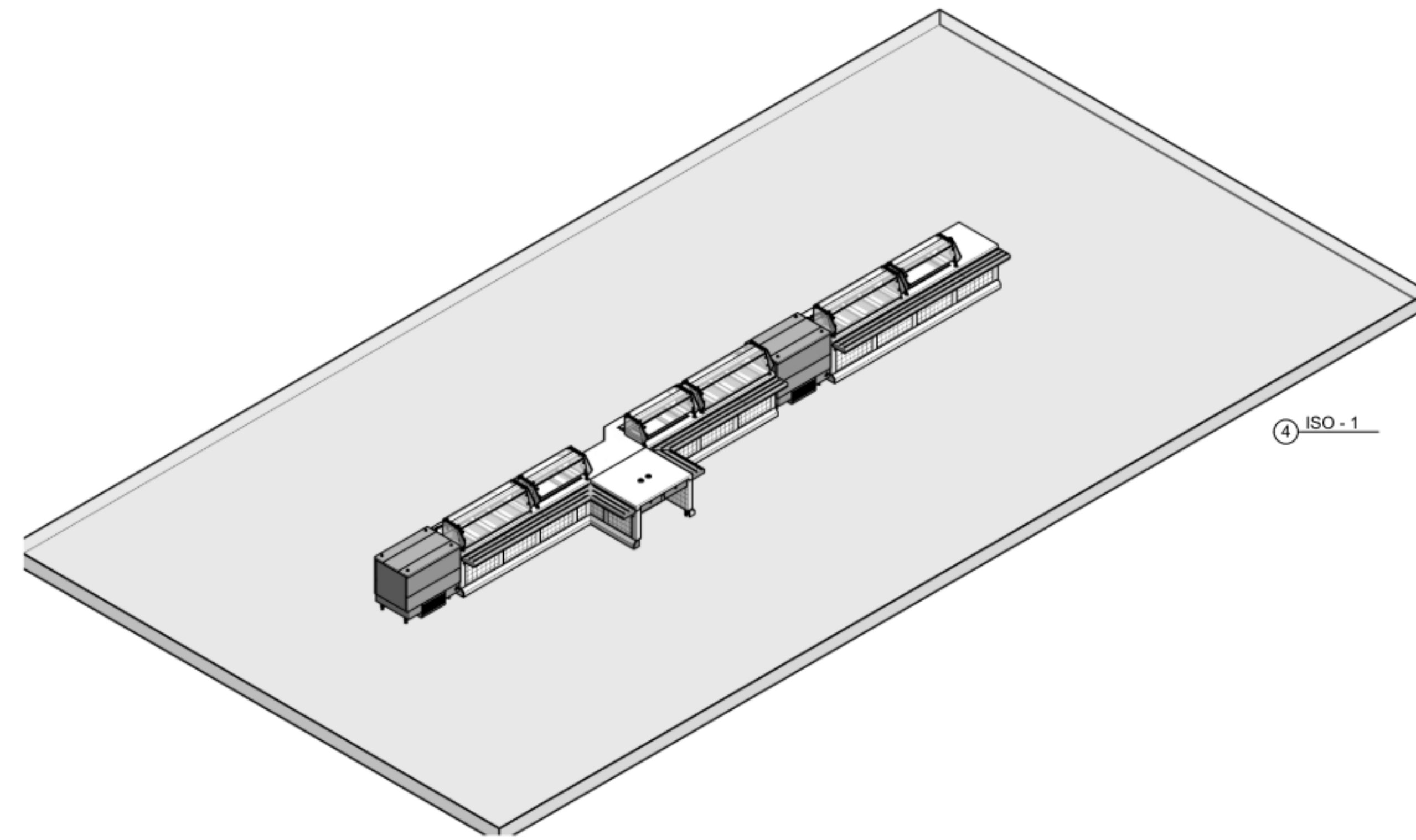
FS EXHAUST HOODS



NOTE TO G.C. AND CEILING GRID INSTALLERS :
FASTENERS FOR CEILING GRID SURROUNDING KITCHEN HOOD MUST NOT PENETRATE HOOD CAPTURE AREA OR HOOD GREASE PLENUM. IMPROPER PENETRATIONS THROUGH HOOD IN THESE AREAS VIOLATE HOOD U.L. PROCEDURE AND LOCAL MECHANICAL CODE.



The logo for the Food Service Consultants International (FCSI) Society International. It is a circular emblem with "FOODSERVICE CONSULTANTS" at the top and "SOCIETY INTERNATIONAL" at the bottom. In the center, it says "MELISSA MOORE" above a large "FCSI" acronym, with the number "48854119" below it. A black banner at the bottom of the emblem reads "PROFESSIONAL MEMBER".



JUERGEN
INTERMEDIATE
SCHOOL

1000

MOD-U-SERVE

COMMERCIAL
KITCHENS
INC.

2320 PEYTON ROAD
HOUSTON, TEXAS 77032
281 442 8001

[illegible]

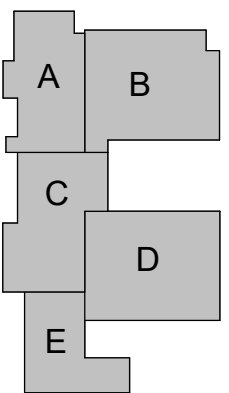
CONSULTANTS

STRUCTURAL
CJG Engineers
3200 Wilcrest Drive, Suite 305
Houston, TX 77042
Tel: 713.780.3345
Fax: 713.780.3712


MEP
Oscar O'Brien
10938 W. Sam Houston Pkwy. N.
Houston, TX 77060
Tel: 281.664.1900
Fax: 281.664.1912


FOODSERVICE
Foodservice Design Professionals
26215 Oak Ridge Drive
Spring, TX 77380-1960
Tel: 281.350.2323
Fax: 281.350.5959

CIVIL
Brooks and Sparks, Inc.
21029 Park Row N.
Katy, TX 77449
Tel: 281.578.9595
Fax: 281.578.9686



**WEST INTERMEDIATE
SCHOOL**
TOMBALL INDEPENDENT SCHOOL DISTRICT
18302 CYPRESS HEIGHTS DR.
CYPRESS TX, 77433



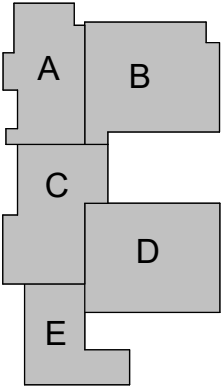
PROJECT #: ---		
DATE: 2023-07-28		
DRAWN: Author		
CHECKED: Checker		
DATE	ISSUE	
2023-07-28	BID SET	

K1.9

FS SERVING COUNTERS



CONSULTANTS
STRUCTURAL
C/JG Engineers
3200 Wilcrest Drive, Suite 305
Houston, TX 77042
Tel: 713.780.3345
Fax: 713.780.3712
MEP
Salas O'Brien
10930 W. Sam Houston Pkwy. N.
Suite 900
Houston, TX 77064
Tel: 281.664.1900
Fax: 281.664.1912
FOODSERVICE
Foodservice Design Professionals
26215 Oak Ridge Drive
Spring, TX 77380-1960
Tel: 281.350.2323
Fax: 281.350.5959
CIVIL
Brooks and Sparks, Inc.
21020 Park Row Dr.
Katy, TX 77449
Tel: 281.578.9595
Fax: 281.578.9686

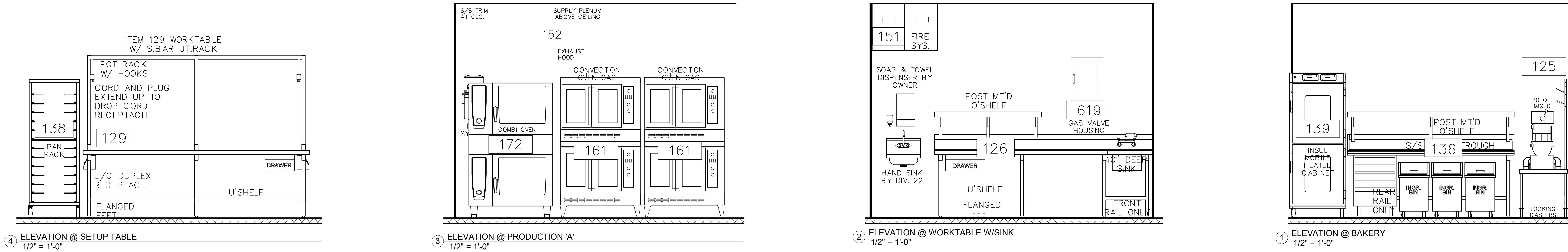
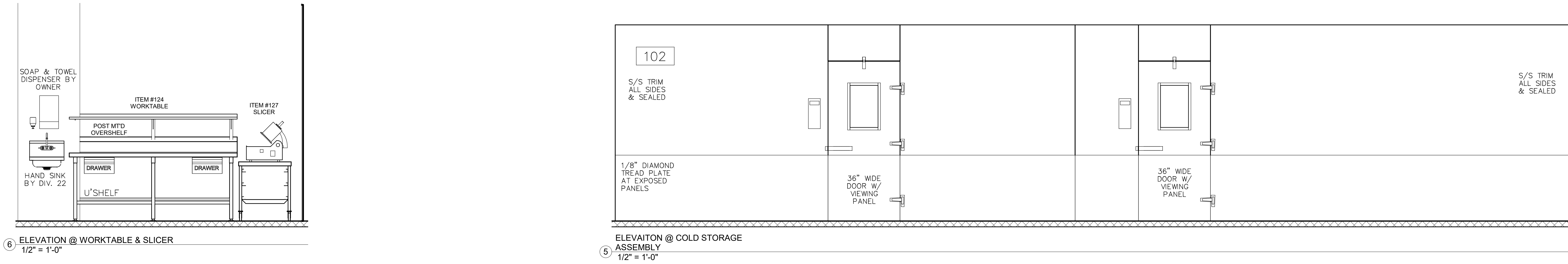
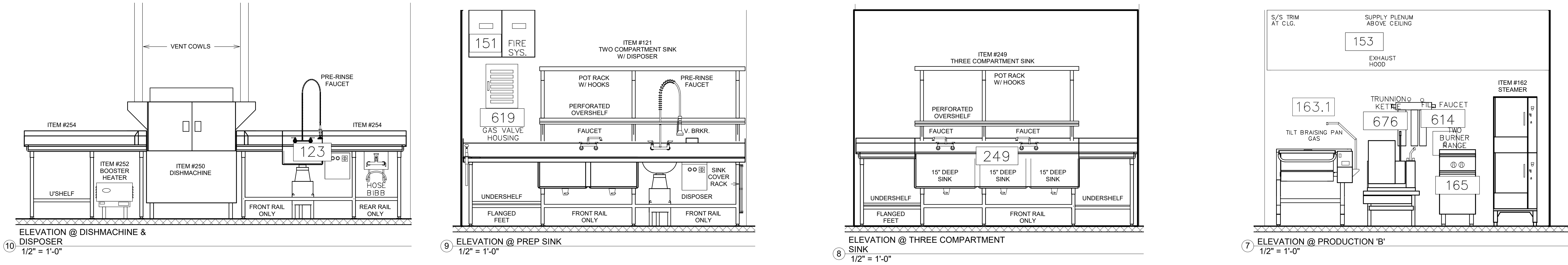



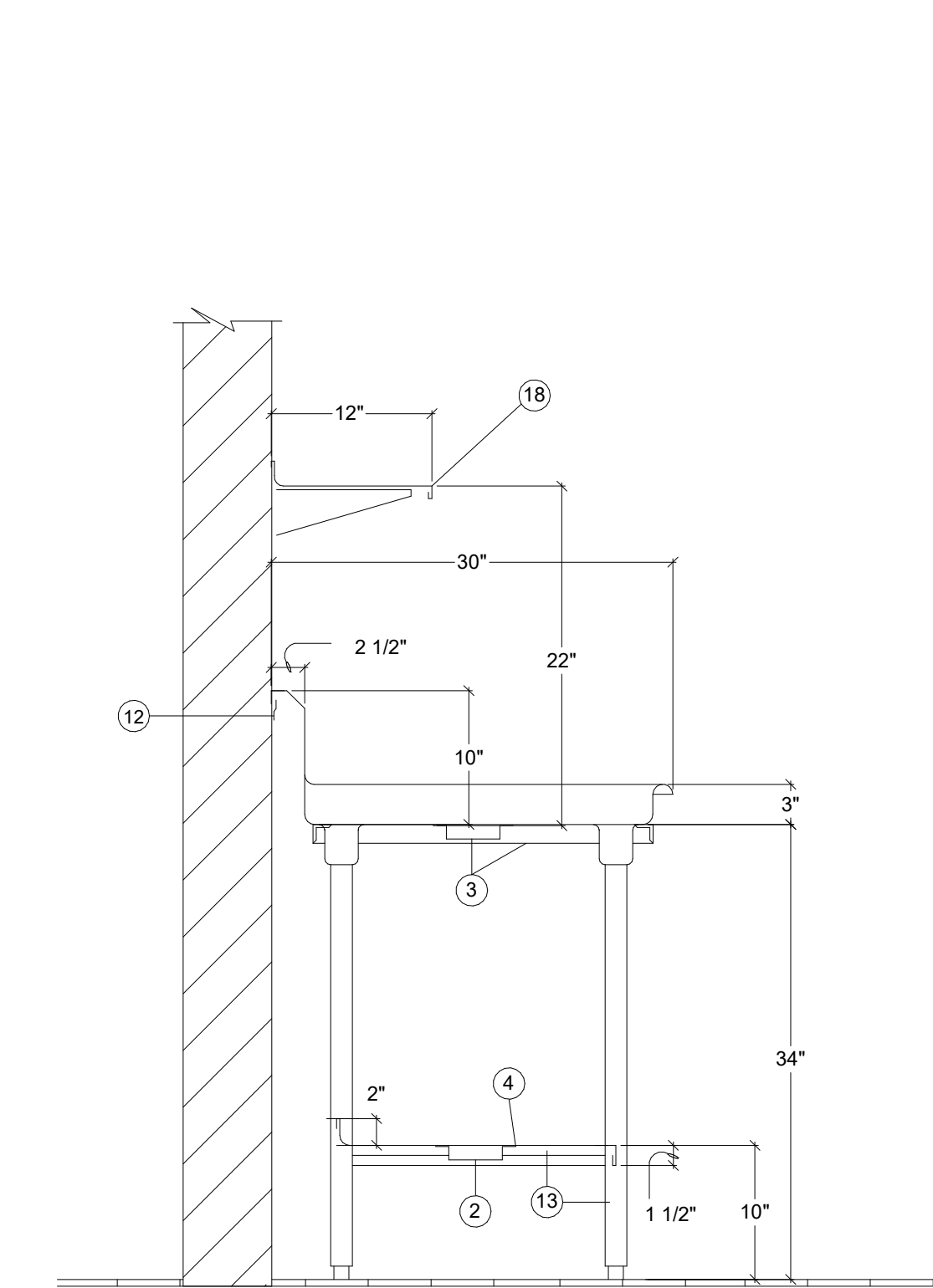
**WEST INTERMEDIATE
SCHOOL**
TOMBALL INDEPENDENT SCHOOL DISTRICT
18302 CYPRESS HEIGHTS DR.
CYPRESS TX, 77433

ARCADIS
TEXAS ARCADIS INC.
10205 WESTHEIMER SUITE 800
HOUSTON, TX 77042
tel 713.953.4897, fax 713.977.4620

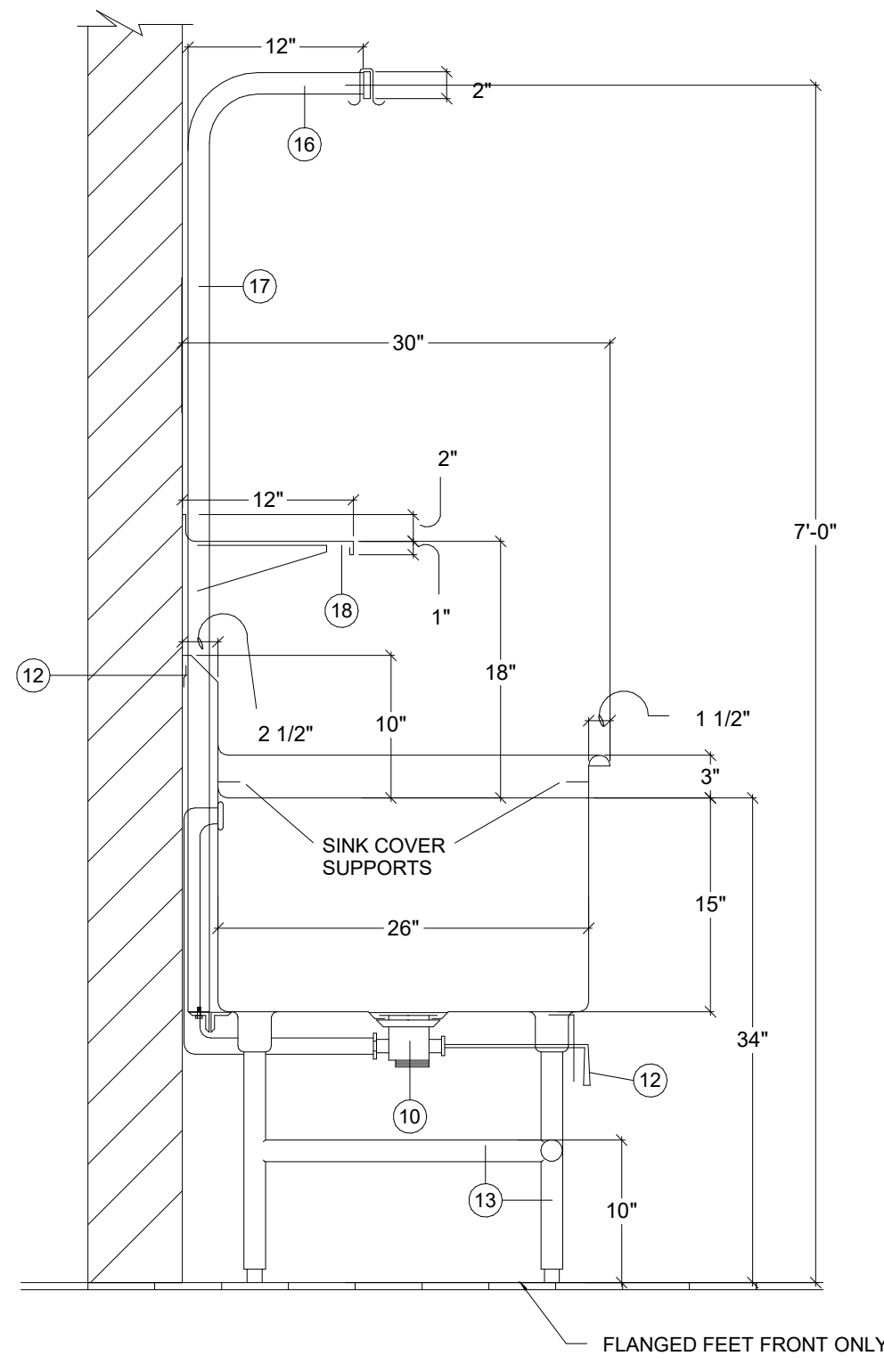
PROJECT #: ---
DATE: 2023-07-28
DRAWN: Author
CHECKED: Checker
DATE: 2023-07-28
ISSUE: BID SET

K1.10
FS ELEVATIONS

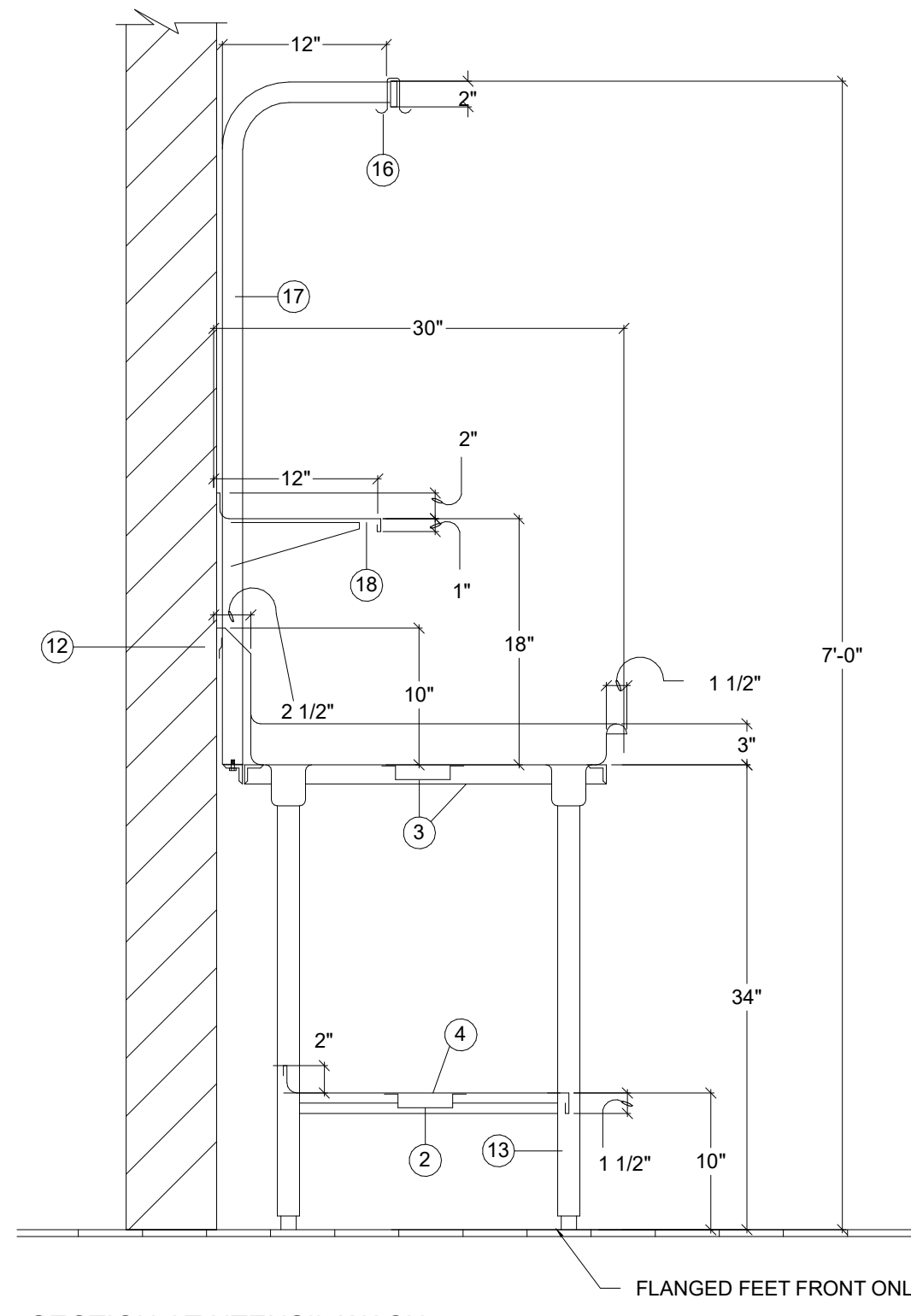




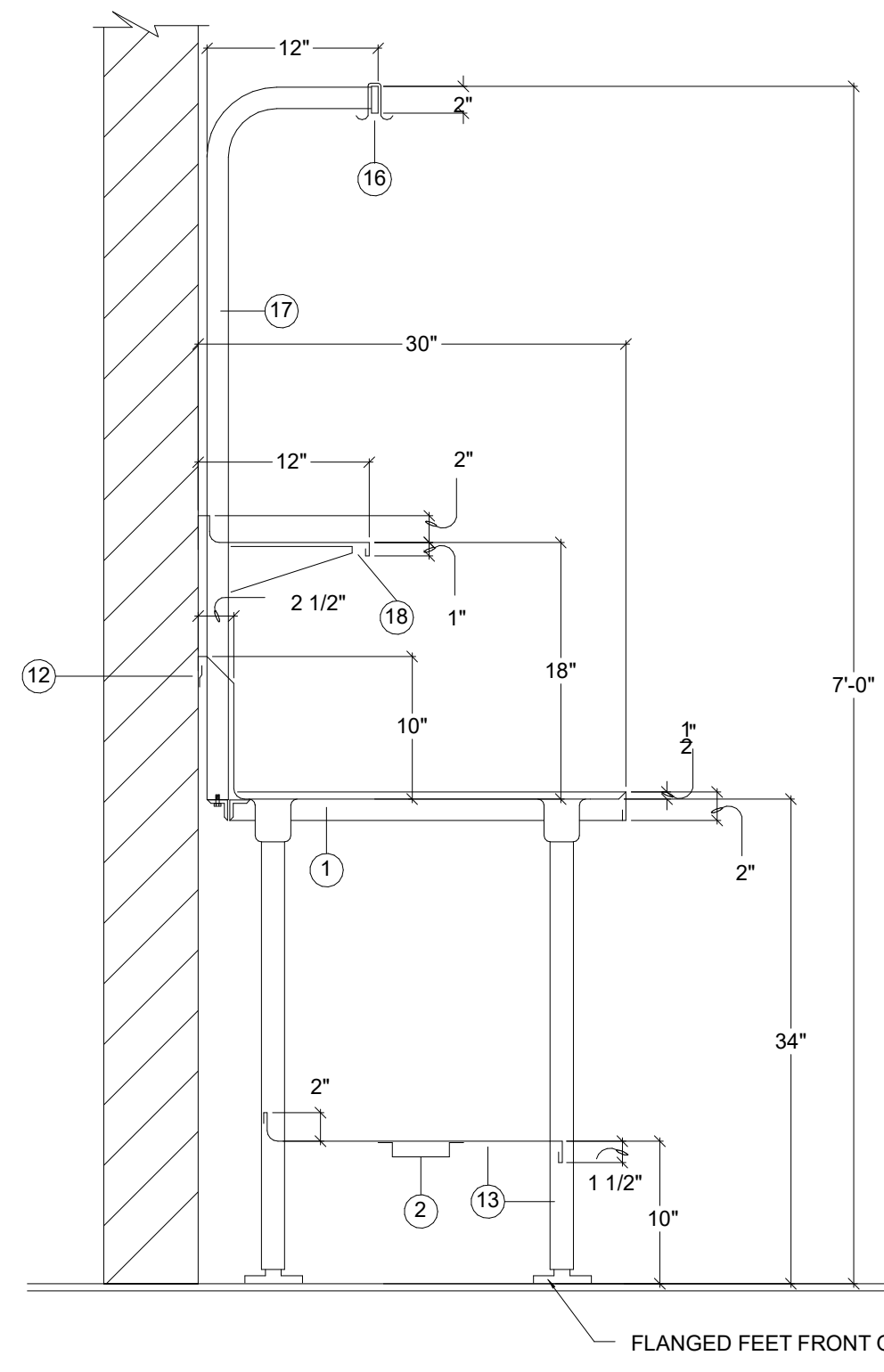
1 SECTION AT CLEAN/SOILED DISHTABLE
NOT TO SCALE



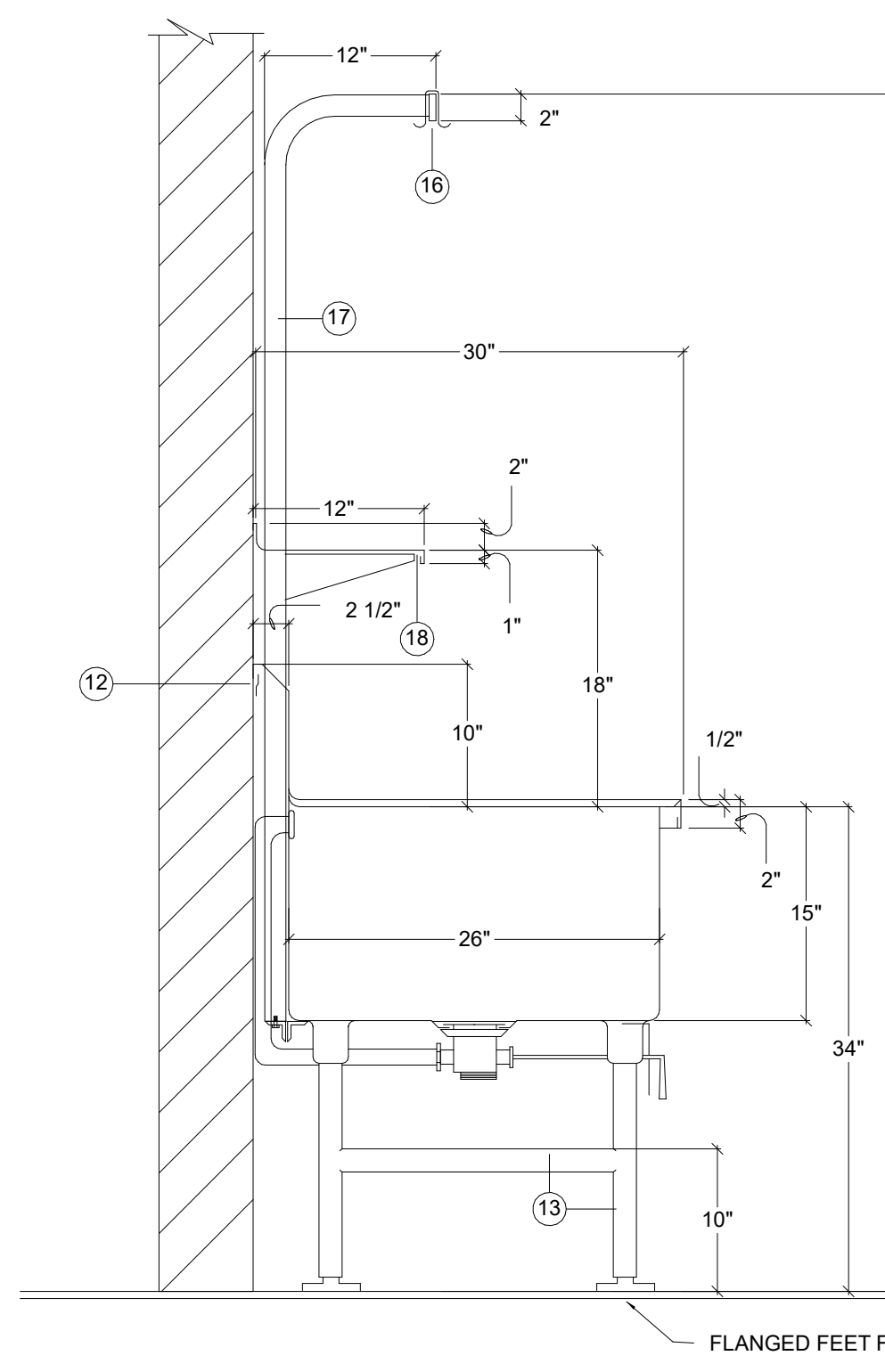
2 SECTION AT UTENSIL WASH SINK
NOT TO SCALE



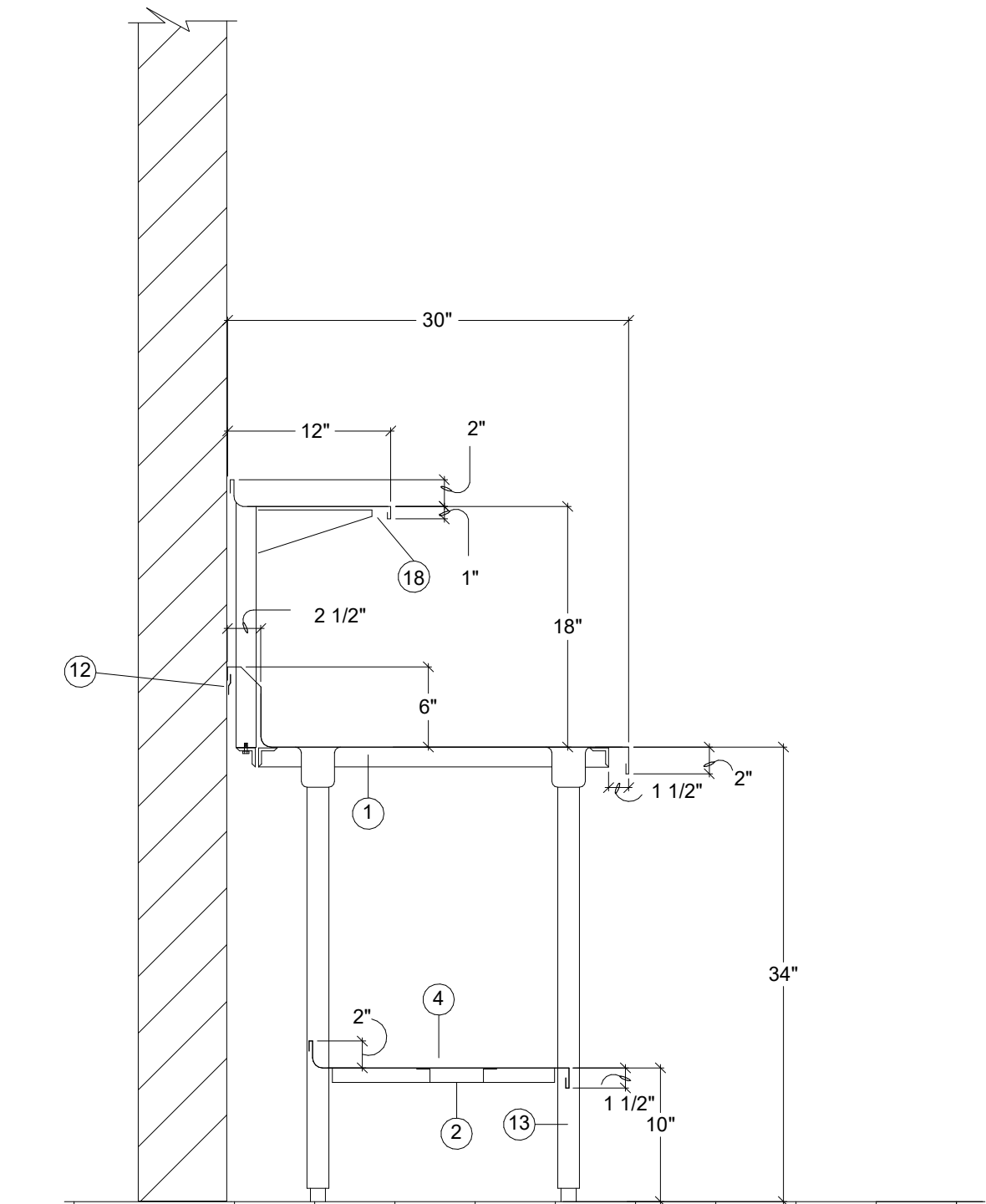
3 SECTION AT UTENSIL WASH
DRAINBOARD
NOT TO SCALE



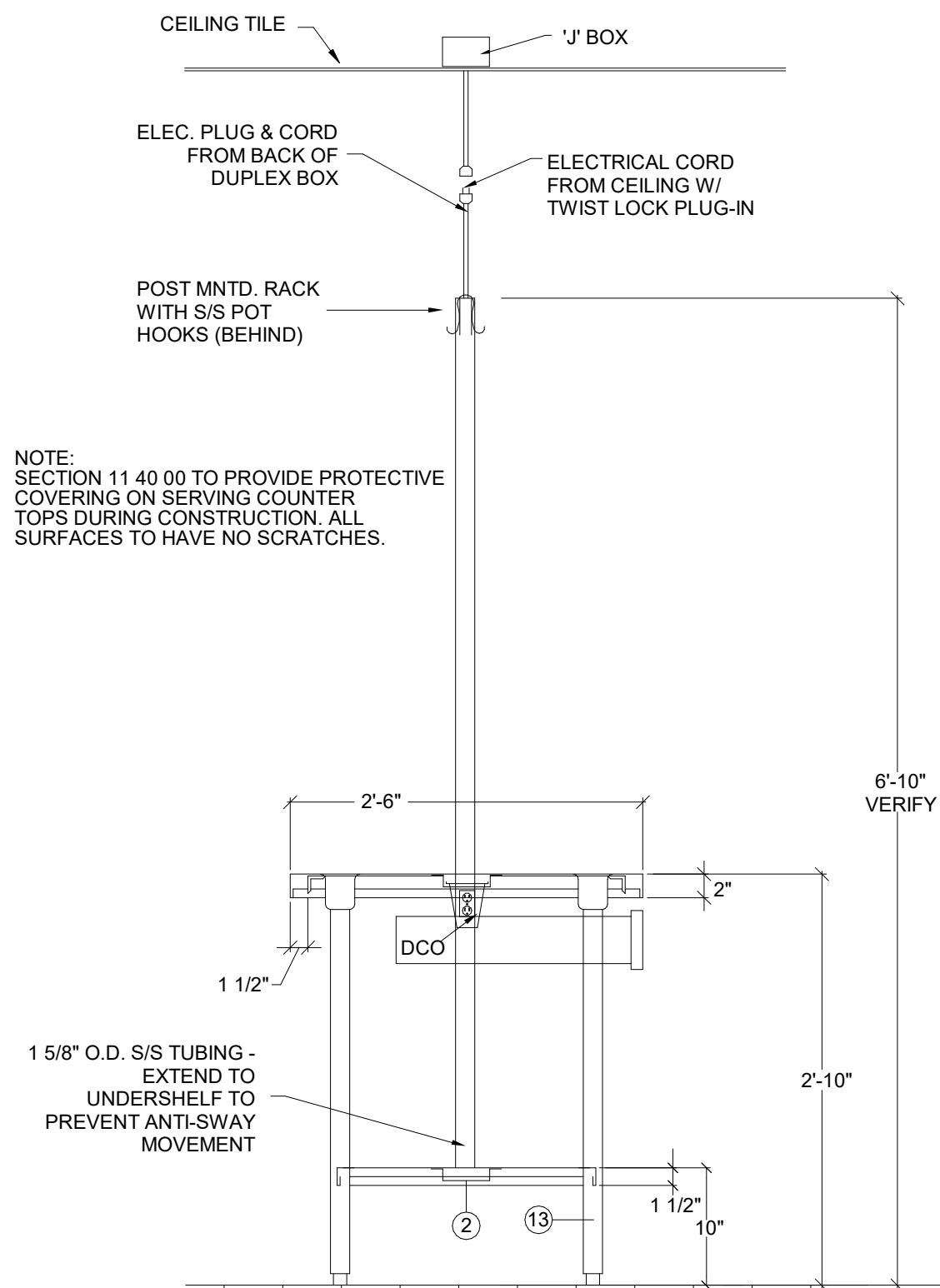
4 SECTION AT PREP SINK DRAINBOARD
NOT TO SCALE



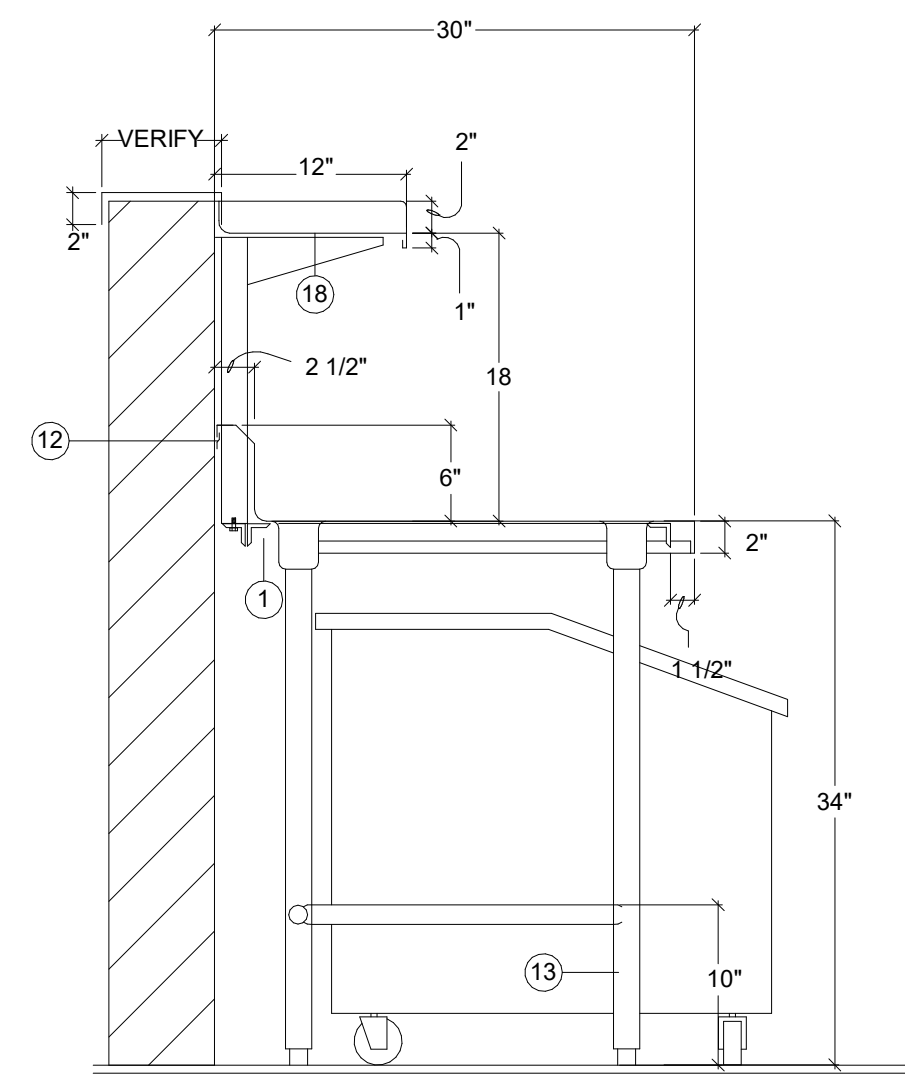
5 SECTION AT PREP TABLE SINK
NOT TO SCALE



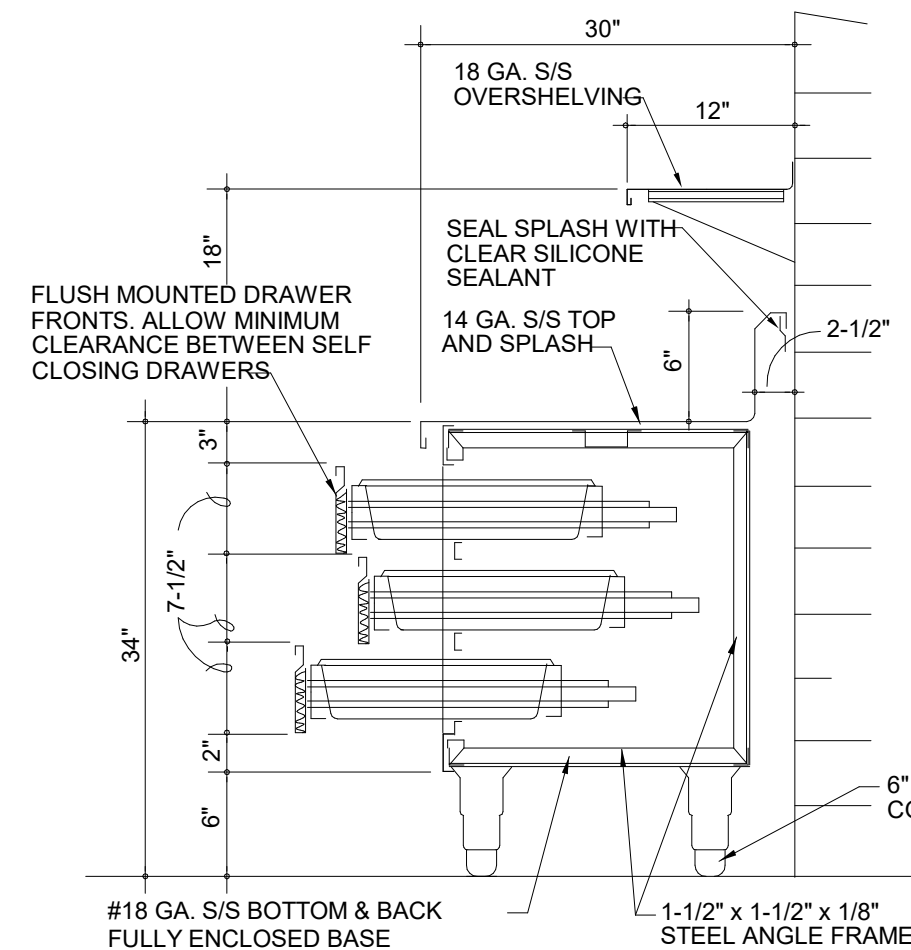
6 SECTION AT WORKTABLE
NOT TO SCALE



7 SECTION AT ISLAND WORKTABLE
NOT TO SCALE



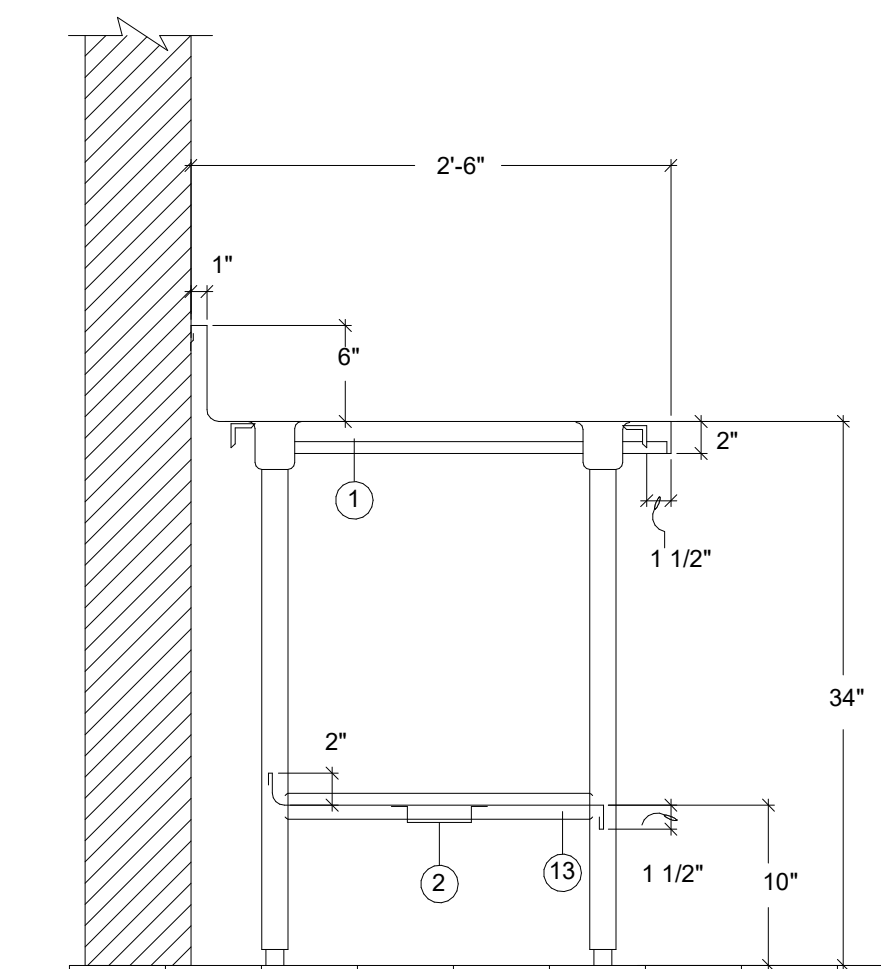
8 SECTION AT BAKERS TABLE
NOT TO SCALE



9 SECTION AT BAKERS TABLE DRAWERS
NOT TO SCALE

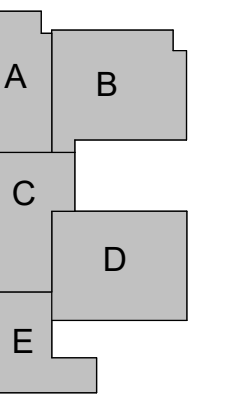
- 1 1/2" X 1 1/2" X 1/8" GALVANIZED ANGLE IRON.
- 1" X 4" 14 GAUGE STAINLESS STEEL HAT CHANNEL.
- 16 GAUGE STAINLESS STEEL C-CHANNEL.
- 16 GAUGE STAINLESS STEEL UNDERSHELF, COVE UP REAR 2", TURN DOWN FRONT 1 1/2".
- 3/4" MARINE GRADE PLYWOOD BY SECTION 11 40 00 WITH TILE FRONT BY TRADE CONTRACTOR. VERIFY FINISH WITH ARCHITECTURAL DRAWINGS.
- COLD PAN - 2" RIGID INSULATION WITH 1" C.P. DRAIN - 16 GAUGE STAINLESS STEEL SECTION FALSE BOTTOM. PERFORATE FALSE BOTTOM WITH 1/4" DIA. HOLES AT 3" O.C.
- 18 GAUGE STAINLESS STEEL INSULATED DOUBLE PAN DOOR WITH RECESSED PULL.
- MANIFOLD DRAINS AT HOT FOOD UNITS WITH 1" TYPE 'K' COPPER AND EXTEND TO VAVLE IN PLUMBING COMPARTMENT.
- FINISHED TRUE AND LEVEL MASONRY BASE BY DIVISION 9.
- CLOSE COUNTER BODY AT BASE AND SEAL BY SECTION 11 40 00.
- FISHER #22314 DRAIN WITH TAILPIECE AND OVERFLOW.
- 14 GAUGE STAINLESS STEEL BRACKET WITH DRAIN HANDLE BUSHING.
- 16 GAUGE STAINLESS STEEL 'Z' CLIP TO WALL AND SEAL.
- 1 5/8" DIA. 16 GAUGE STAINLESS STEEL LEGS AND CROSS RAILS.
- 1/2" S/S TUBING DRAIN LINE - STRAP TO SHELF AND WALL - EXTEND DOWN TO TOP OF SPLASH.
- 1 5/8" DIA. 16 GAUGE STAINLESS STEEL TUBING - SUPPORT FRONT OF SHELF WITH 1/2" ALL-THREAD INSIDE TUBING EXTENDING TO STRUCTURE ABOVE.
- 1/4" S/S BAR STOCK WELDED TO TOP OF EACH POST - POT HOOKS TO BE COMPONENT HARDWARE #J77-4401 SPACED 8" O.C.
- 1 5/8" 16 GAUGE STAINLESS STEEL TUBING - BOLT TO ANGLE IRON AND EXTEND UP THRU SPLASH TO 7'-0" A.F.F.
- OVERSHELF - 16 GAUGE STAINLESS STEEL, COVE UP REAR 2", TURN FRONT AND ENDS DOWN 1", ENDS TO BE CAPPED WITH EASED CORNERS WHERE ADJACENT TO WALL / FIXTURE.
- 18 GA. S/S LOUVERED PANEL.
- 18 GAUGE STAINLESS STEEL LOUVERED DOUBLE PAN DOOR WITH RECESSED PULL.
- NUMBER NOT USED.
- 18 GA. STAINLESS STEEL INSULATED DOUBLE PAN SLIDING DOOR WITH COMPONENT HARDWARE COMPONENTS
- A. #B57 - (VERIFY LENGTH) EXTRUDED ALUMINUM TRACK.
- B. #B58-5511 & #B58-5521 FRONT & REAR DOOR SHEAVES.
- C. #B62-1093 DOOR GUIDE.
- D. #B60-1086 DOOR STOPS WHERE NEEDED.
- E. #P62-1010 RECESS PULLS.

10 SECTION DETAIL NOTES
NOT TO SCALE



11 SECTION AT WORKTABLE W/O
OVERSHELF
NOT TO SCALE

CONSULTANTS
STRUCTURAL
C/JG Engineers
3200 Wilcrest Drive, Suite 305
Houston, TX 77042
Tel: 713.780.3345
Fax: 713.780.3712
MEP
Salas O'Brien
10930 W. Sam Houston Pkwy. N.
Suite 900
Houston, TX 77064
Tel: 281.664.1900
Fax: 281.664.1912
FOODSERVICE
Foodservice Design Professionals
26215 Oak Ridge Drive
Spring, TX 77380-1960
Tel: 281.350.2323
Fax: 281.350.5959
CIVIL
Brooks and Sparks, Inc.
21020 Park Row Dr.
Katy, TX 77449
Tel: 281.578.9595
Fax: 281.578.9686



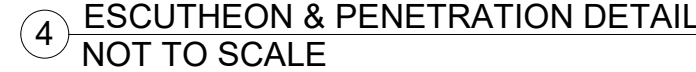
**WEST INTERMEDIATE
SCHOOL**
TOMBALL INDEPENDENT SCHOOL DISTRICT
18302 CYPRESS HEIGHTS DR.
CYPRESS TX, 77433

ARCADIS
TEXAS ARCADIS INC.
10205 WESTHEIMER SUITE 800
HOUSTON, TX 77042
tel 713.953.4897, fax 713.977.4620


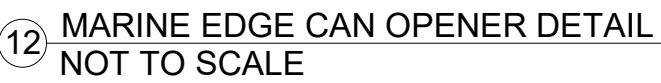
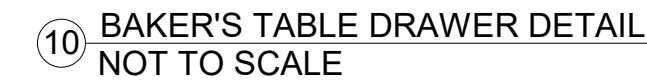
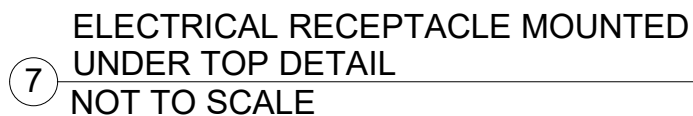
PROJECT #: ---
DATE: 2023-07-28
DRAWN: Author
CHECKED: Checker
DATE: 2023-07-28
ISSUE: BID SET

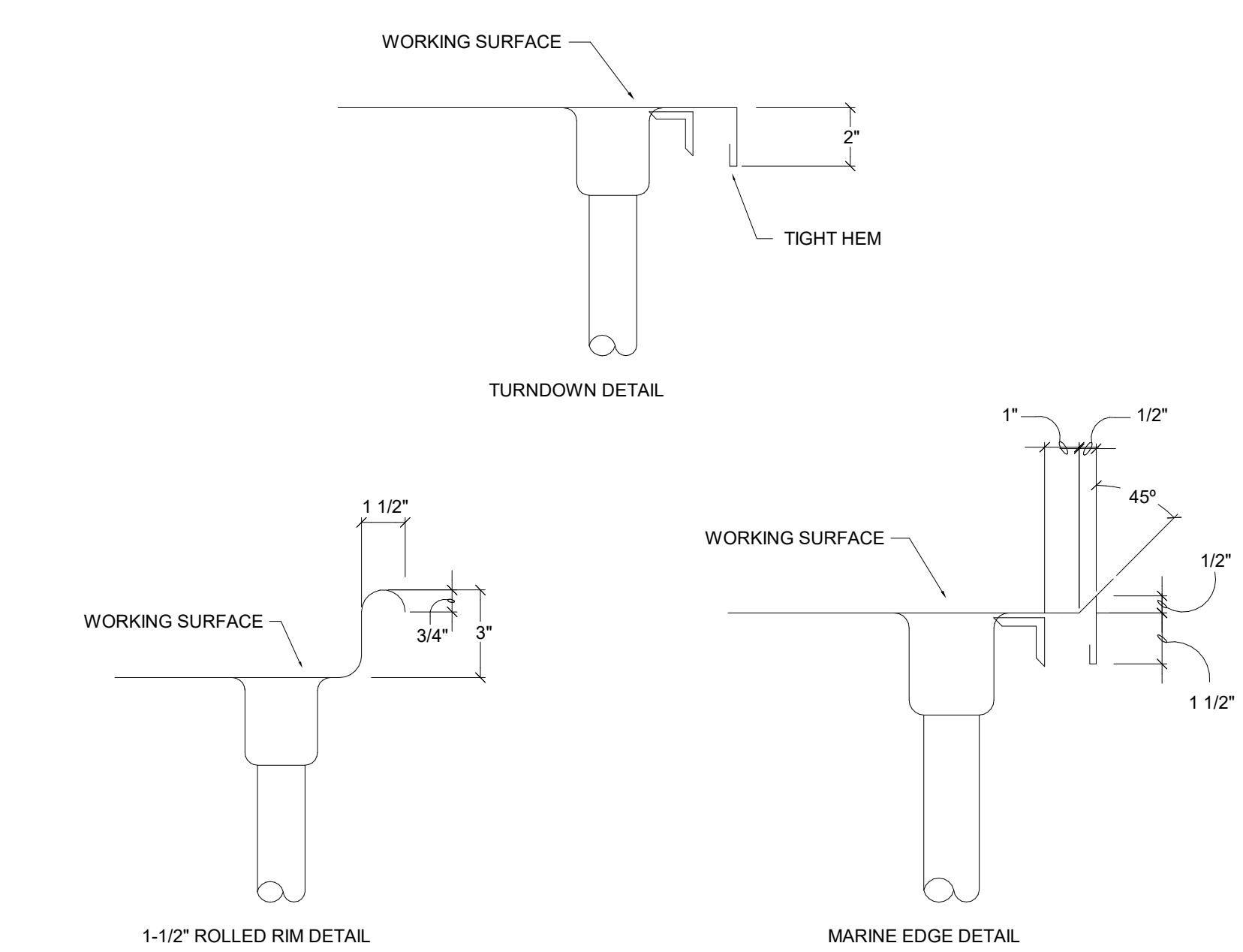
K1.11
FS SECTIONS &
DETAILS



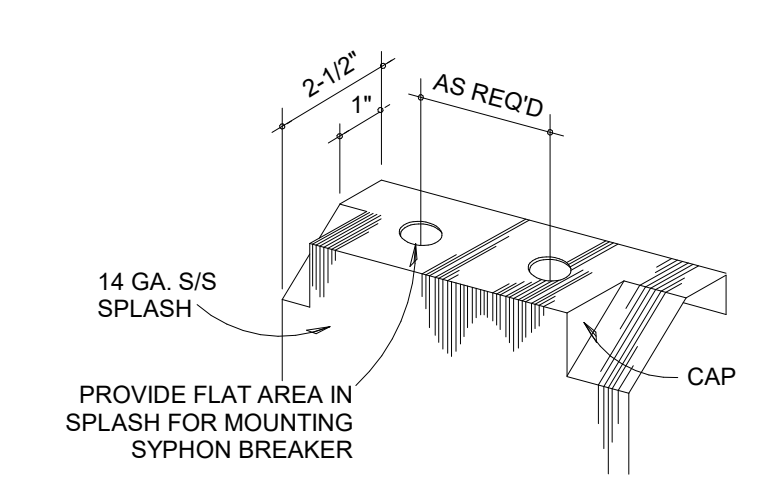


8 DRAWER ASSEMBLY DETAIL
NOT TO SCALE

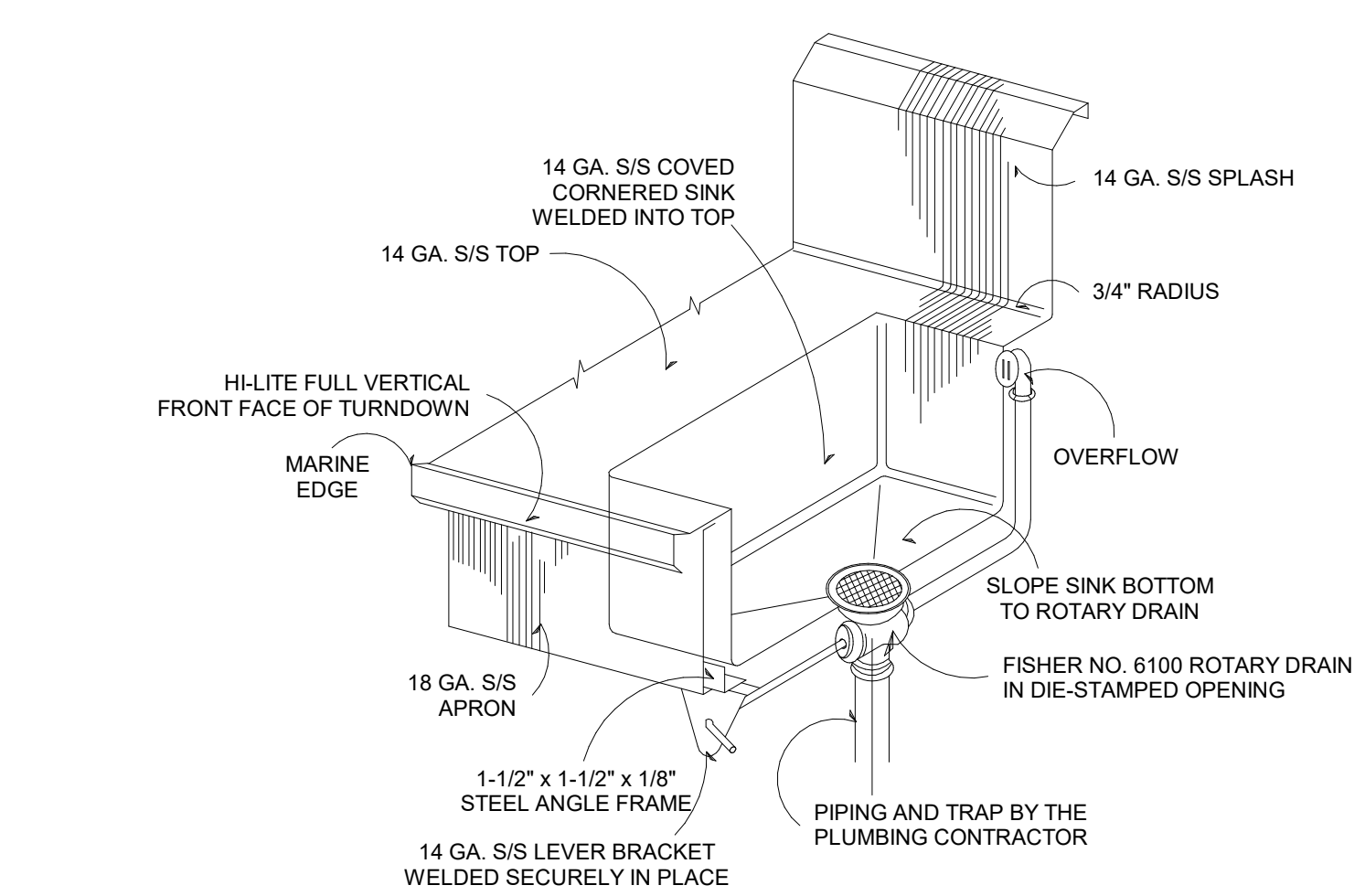




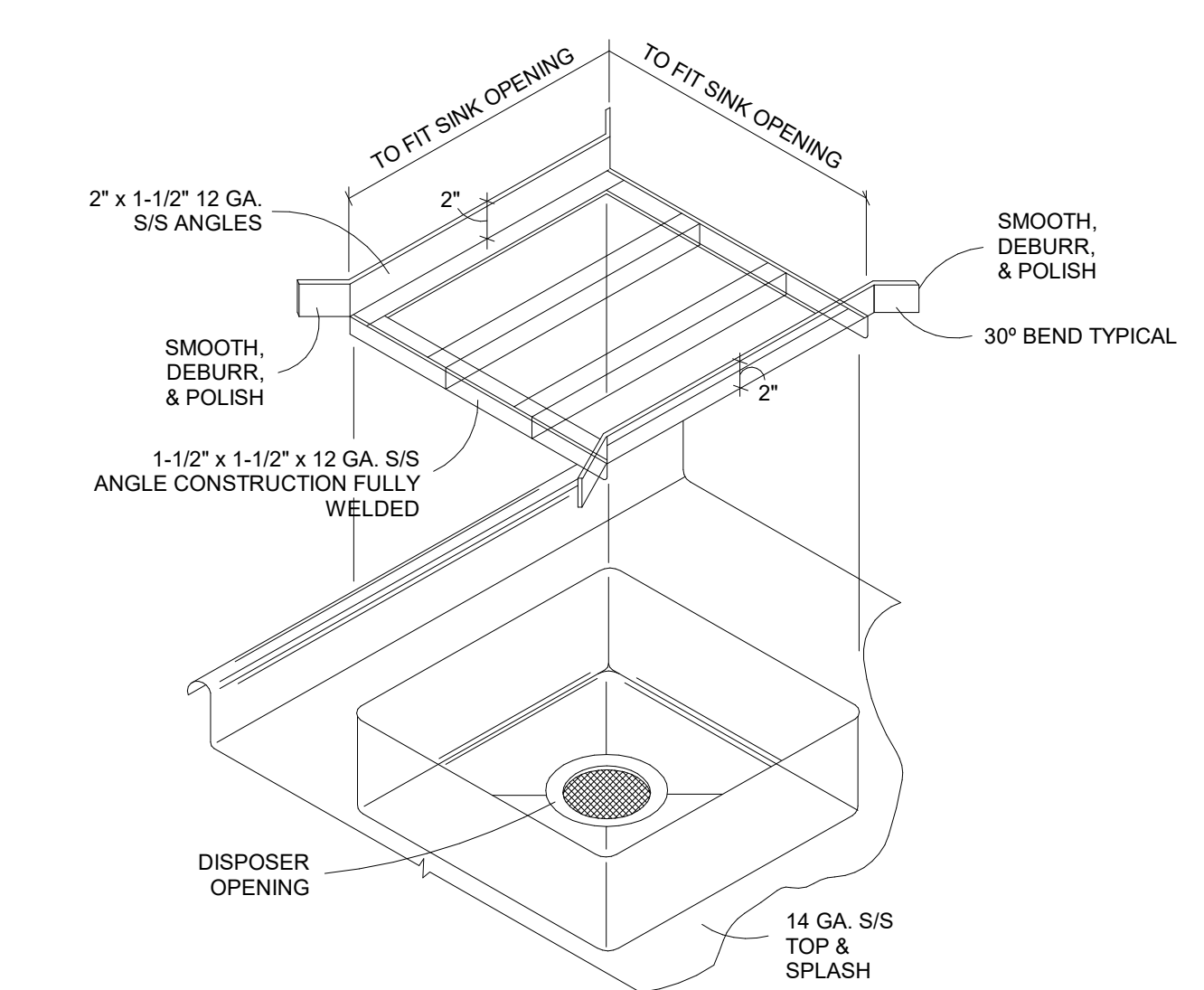
1 EDGE DETAILS
NOT TO SCALE



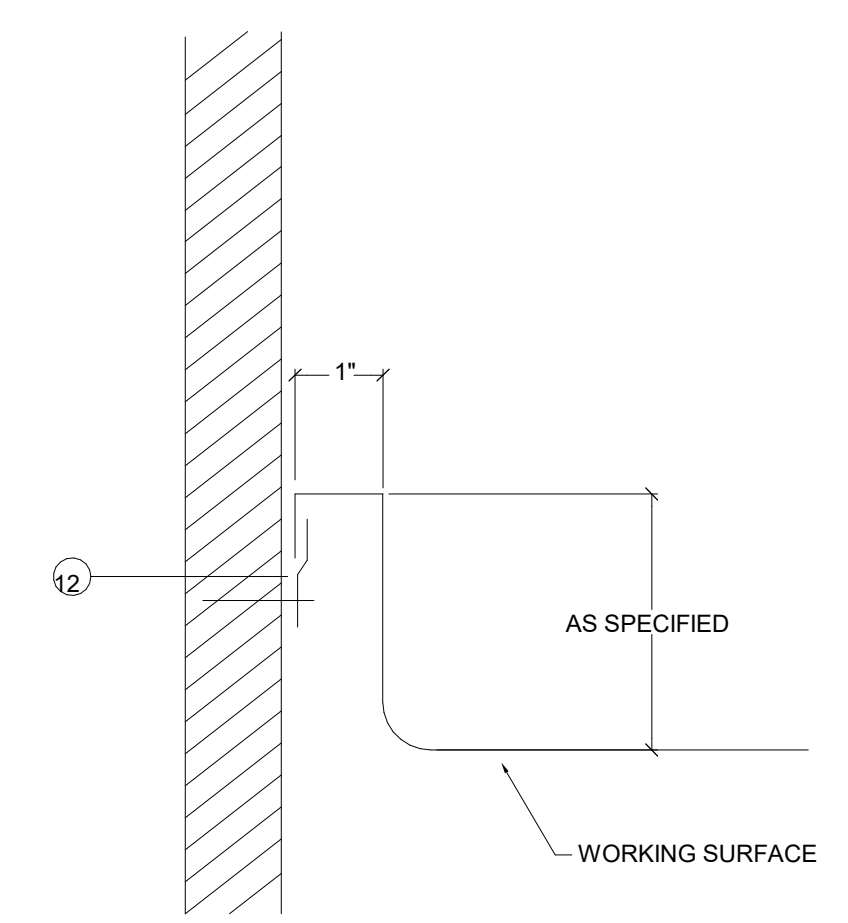
4 SPLASH DETAIL AT SYPHON BREAKER
NOT TO SCALE



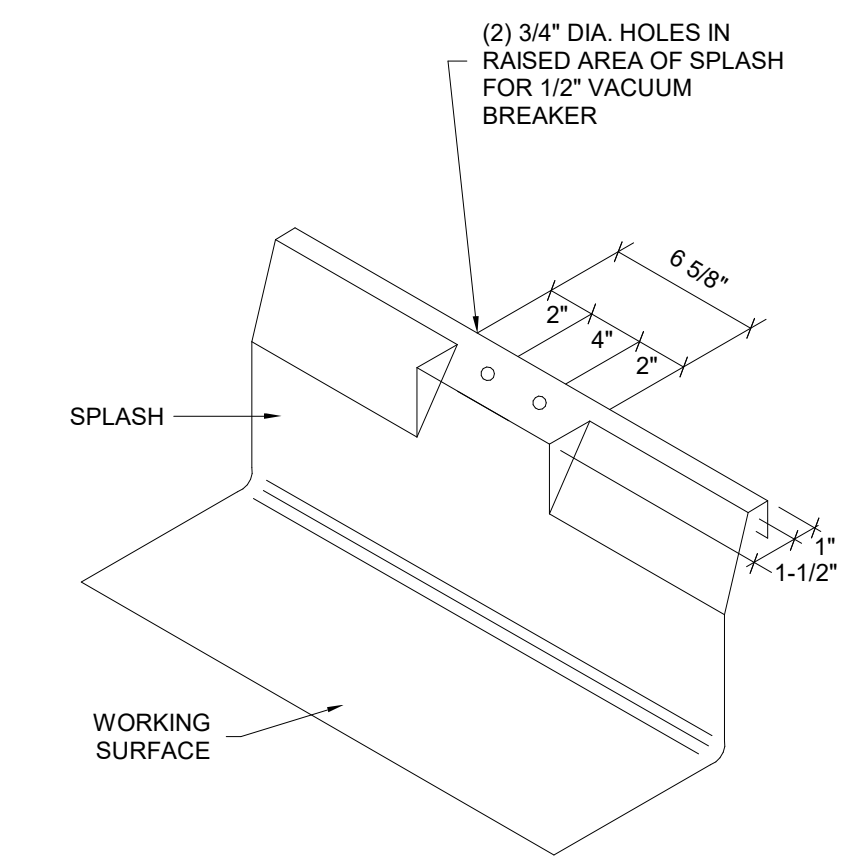
8 SINK ASSEMBLY DETAIL
NOT TO SCALE



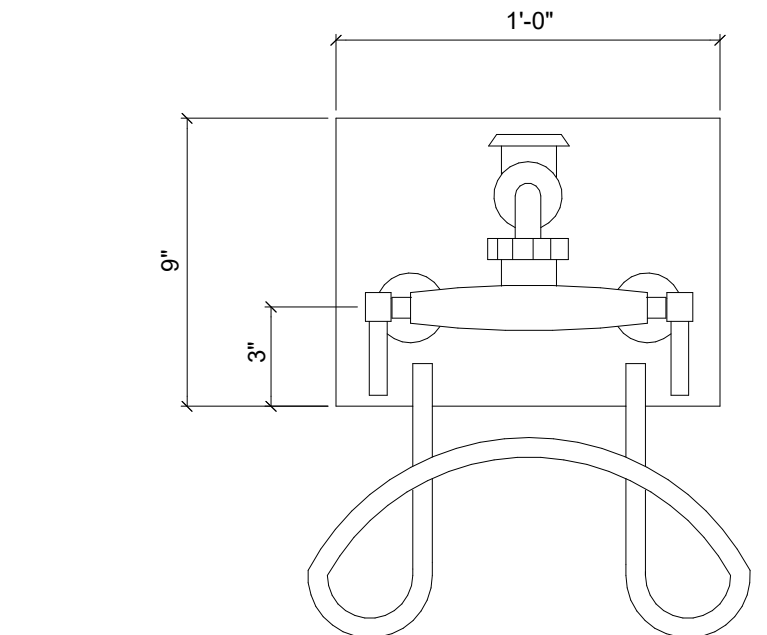
10 REMOVABLE ANGLE SLIDE RACK
DETAIL
NOT TO SCALE



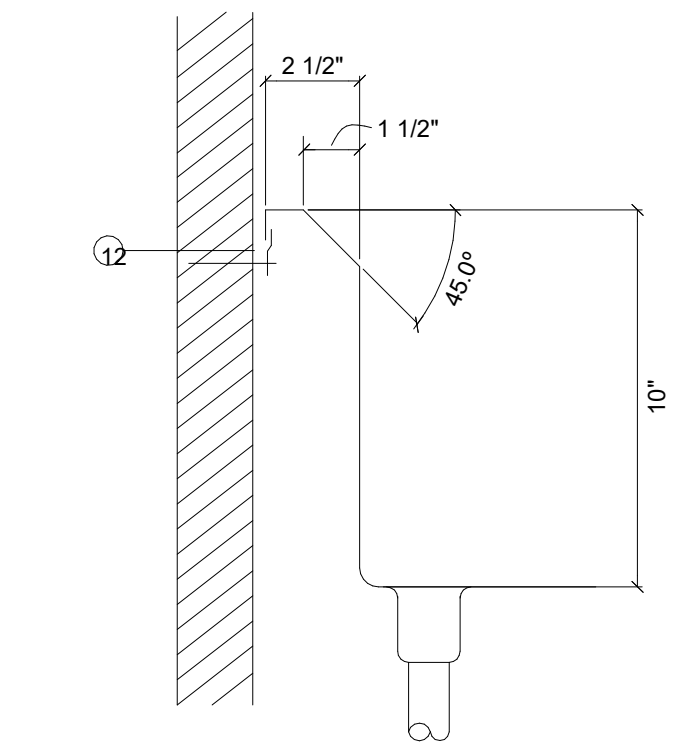
2 1" SQUARE SPLASH
NOT TO SCALE



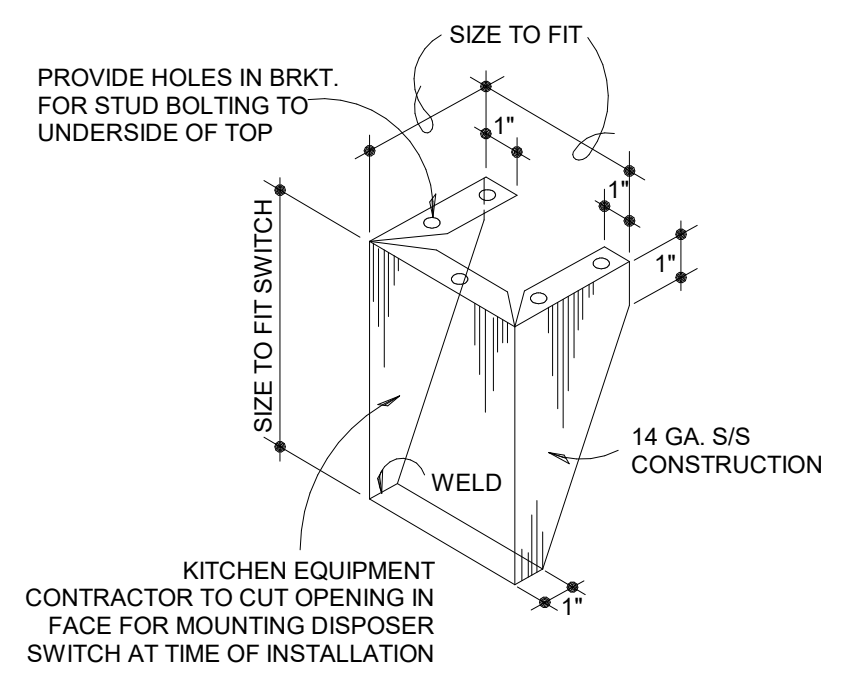
6 VACUUM BREAKER DETAIL
NOT TO SCALE



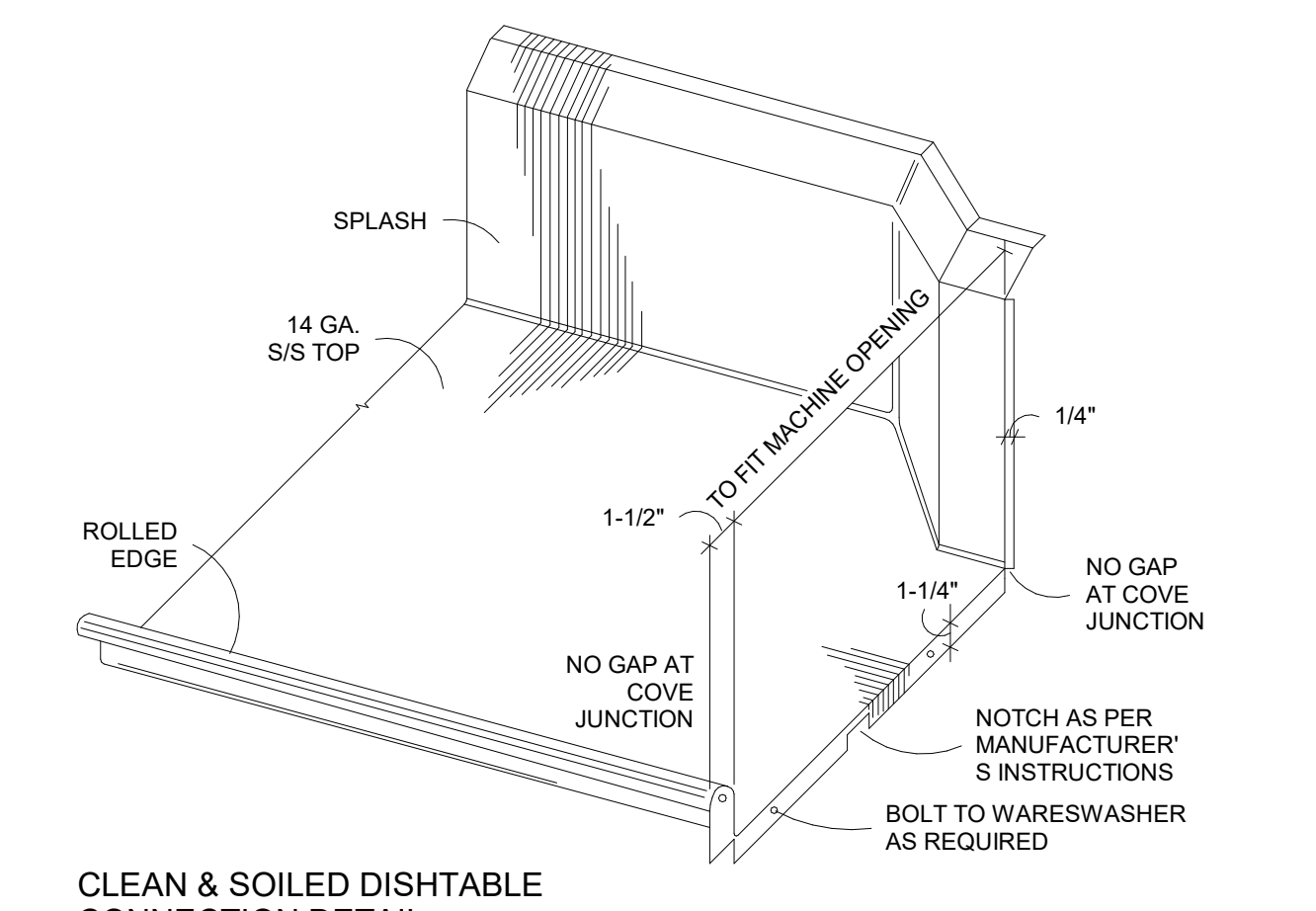
9 HOSE BIBB DETAIL
NOT TO SCALE



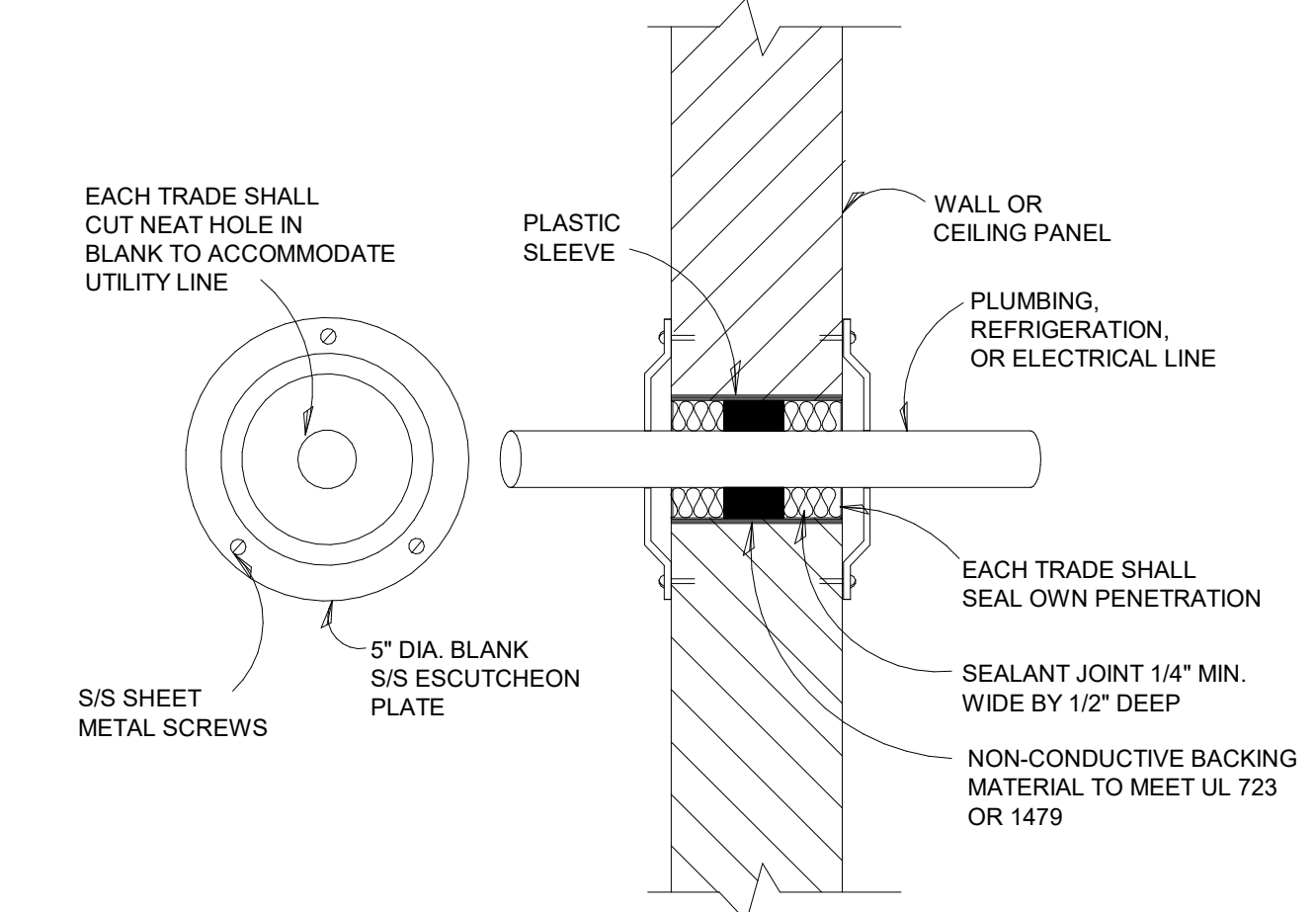
3 45° ANGLED BACKSPLASH DETAIL
NOT TO SCALE



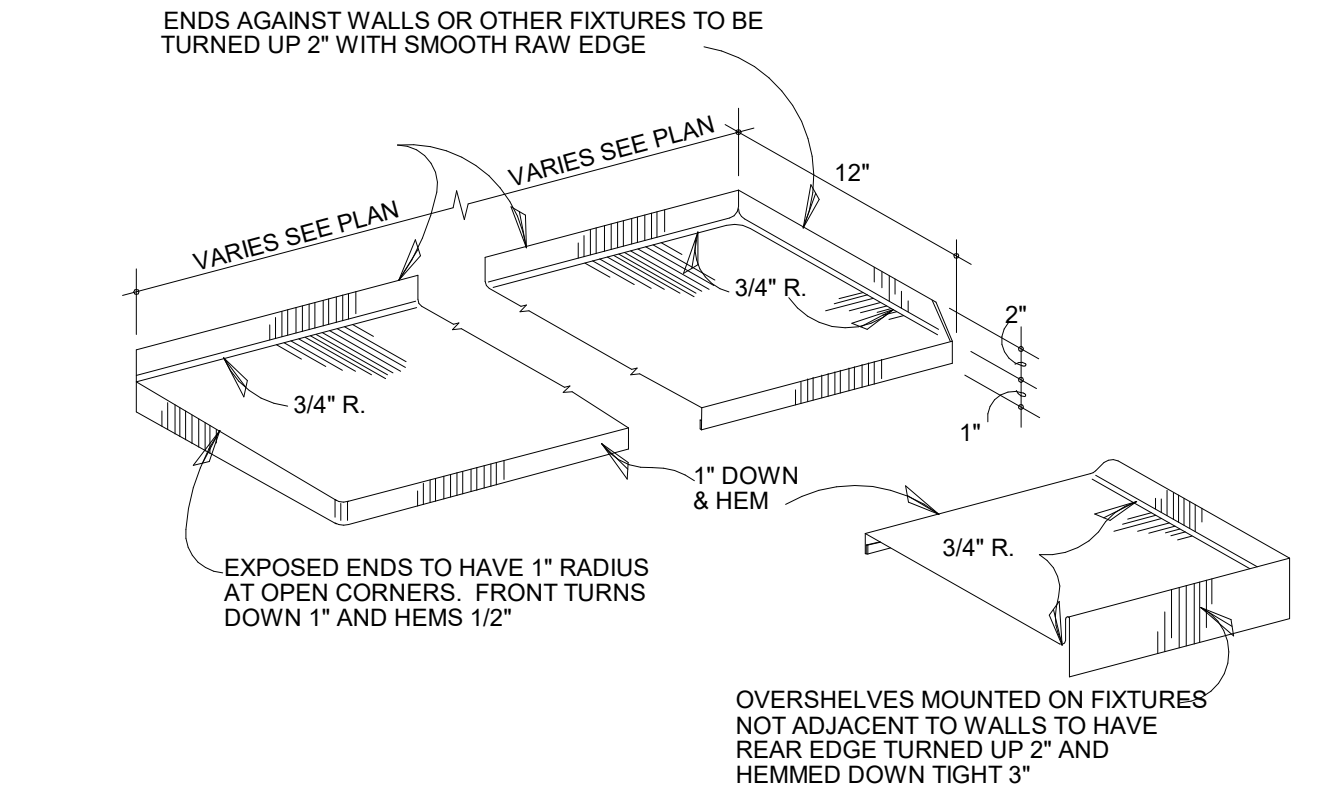
7 DISPOSER SWITCH BRACKET DETAIL
NOT TO SCALE



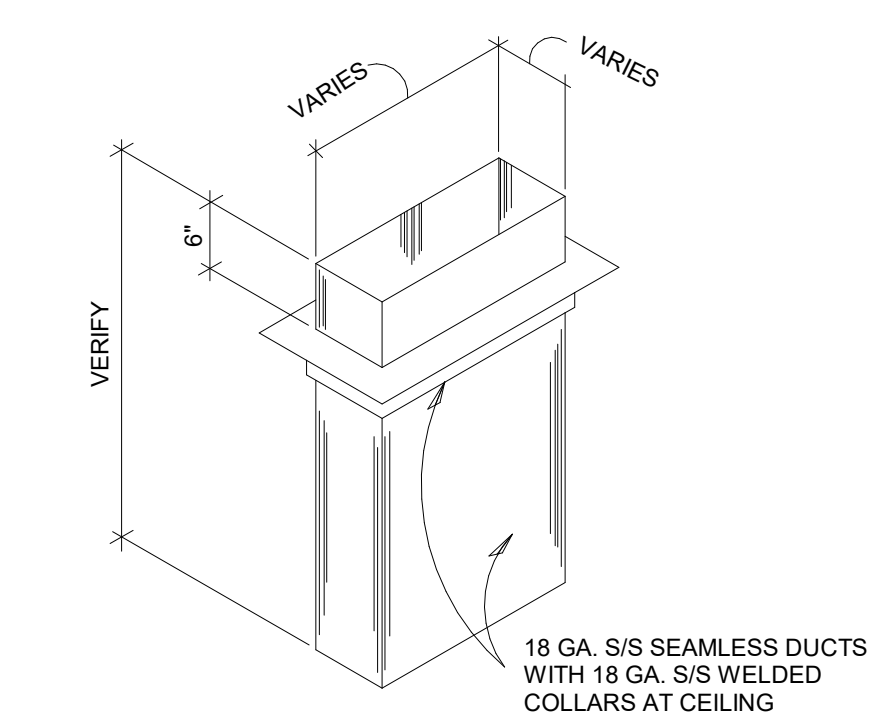
15 CLEAN & SOILED DISHTABLE
CONNECTION DETAIL
NOT TO SCALE



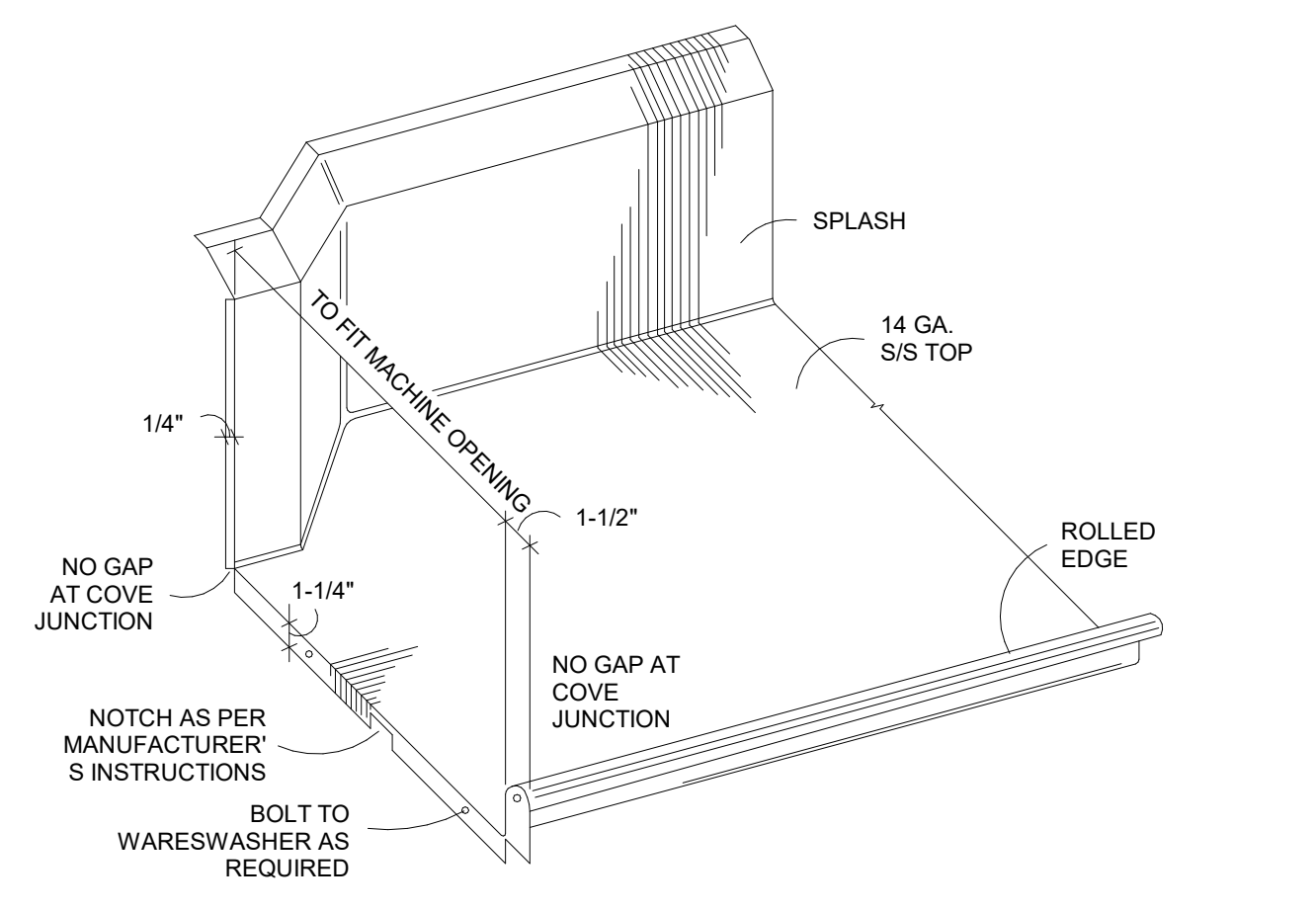
16 COLD STORAGE ASSEMBLY WALL
PENETRATION DETAIL
NOT TO SCALE



17 SECTION AT WALL SHELF
NOT TO SCALE



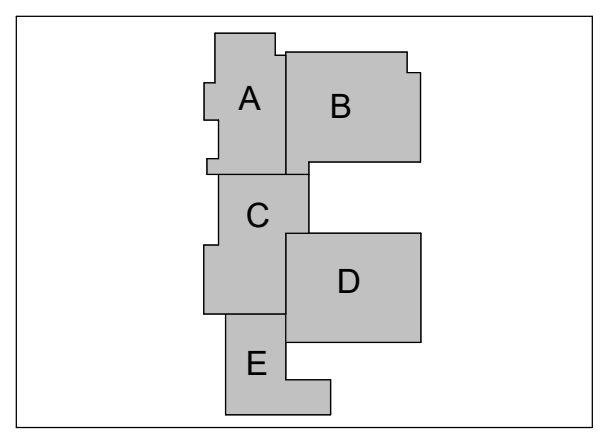
14 VENT RISER DETAIL
NOT TO SCALE



- A. WORK SHALL BE DONE IN AN APPROVED WORKMANLIKE MANNER, TO COMPLETE SATISFACTION OF THE CONSULTANT.
- B. STAINLESS STEEL SHALL BE U.S. STANDARD GAUGES AS CALLED FOR: 18-8, TYPE 304, NOT OVER .012% MAXIMUM CARBON, NO. 4 FINISH.
- C. GALVANIZED IRON SHALL BE ARMO OR EQUAL. FRAMEWORK OF GALVANIZED IRON SHALL BE WELDED CONSTRUCTION, HAVING WELDS SMOOTH, AND WHERE GALVANIZING HAS BURNED OFF, TOUCHED UP WITH HIGH-GRADE ALUMINUM BRONZE.
- D. LEGS AND CROSSRAILS SHALL BE CONTINUOUSLY WELDED, UNLESS THERWISE NOTED, AND GROUND SMOOTH.
- E. BOTTOM OF LEGS AT FLOOR SHALL BE FITTED WITH SANITARY STAINLESS STEEL BULLET-TYPE FOOT, WITH NO LESS THAN 1/2" ADJUSTMENT.
- F. LEGS SHALL BE FASTENED TO EQUIPMENT AS FOLLOWS:
01. TO SINKS BY MEANS OF CLOSED GUSSETS. GUSSETS SHALL BE STAINLESS STEEL, REINFORCED WITH BUSHING, HAVING SET SCREWS FOR SECURING LEGS.
02. TO TABLES AND DRAINBOARDS WITH CLOSED GUSSETS WHICH SHALL BE WELDED TO GALVANIZED HAT SECTIONS OR CHANNELS, 14 GAUGE OR HEAVIER, EXPOSED HAT SECTIONS HAVING CLOSED ENDS. BRACING SHALL BE UNDERSIDE OF TOPS.
- G. CLOSED GUSSETS SHALL BE 3" MINIMUM DIAMETER AT TOP, WELDED TO FRAME MEMBERS OR TO SINK BOTTOM.
- H. ROLLS SHALL BE 1 1/2" DIAMETER, EXCEPT AS DETAILED TO THE CONTRARY, WITH CORNERS BULLNOSED, GROUND, AND POLISHED.
- I. SEAMS AND JOINTS SHALL BE SHOP-WELDED WHERE POSSIBLE. WELDS TO BE GROUND AND POLISHED TO MATCH ORIGINAL FINISH. MATERIALS 18 GAUGE OR HEAVIER SHALL BE WELDED.
- J. METAL TOPS SHALL BE ONE-PIECE WELDED CONSTRUCTION UNLESS SPECIFIED OTHERWISE, REINFORCED ON UNDERSIDE WITH GALVANIZED HAT SECTIONS OR CHANNELS WELDED IN PLACE. CROSSBRACE TO BE NOT MORE THAN 30" ON CENTERS.
- K. HARDWARE SHALL BE SOLID MATERIALS AND EXCEPT WHERE EXPOSED OR SPECIFIED TO THE CONTRARY, OF CAST BRASS, CHROME-PLATED. IDENTIFY ALL HARDWARE WITH MANUFACTURER'S NAME AND NUMBER SO THAT BROKEN OR WORN PARTS MAY BE ORDERED AND REPLACED.
- L. FABRICATE SINK COMPARTMENTS WITH 3/4" COVERED VERTICAL AND HORIZONTAL CORNERS. MULTIPLE-COMPARTMENT PARTITIONS TO BE DOUBLE THICKNESS, CONTINUOUSLY WELDED WHERE SHEETS JOIN AT TOP. FRONT OF MULTIPLE-COMPARTMENT PARTITIONS TO BE CONTINUOUS ON EXTERIOR. BOTTOMS SHALL BE CREASED TO DRAIN.
- M. ENDS OF FIXTURES, SPLASHBACKS, SHELVES, ETC., SHALL BE FINISHED FLUSH TO WALLS OR ADJOINING FIXTURES.
- N. DISHTABLES, DRAINBOARDS, SPLASHBACKS, AND TURN-UP EDGES SHALL HAVE RADIUS BENDS IN ALL HORIZONTAL AND VERTICAL CORNERS, COVED AT INTERSECTIONS.
- O. ROUNDED AND COVED CORNERS OR RADIUS BENDS SHALL BE 1/2" RADIUS OR LONGER.
- P. UNDERSIDES OF TOPS TO BE COATED WITH HEAVY-BODIED RESINOUS MATERIAL COMPOUND FOR PERMANENT, NON-FLAKING ADHESION TO METAL, 1/8" THICK, APPLIED AFTER REINFORCING MEMBERS HAVE BEEN INSTALLED, DRYING WITHOUT DIRT-CATCHING CREVICES.
- Q. SHELVES ARE TO BE TURNED UP 2" ON THE BACK EDGE. TURN OTHER EDGES DOWN 1 1/2" TO FORM OPEN CHANNELS. REINFORCE SHELF UNITS TO SUPPORT 40 LBS. PER SQUARE FOOT LOADING, PLUS 100% IMPACT LOADING.
- R. TRIMWORK AND FRAMING AT MASONRY OPENINGS SHALL BE 18 GAUGE STAINLESS STEEL AND FORMED SO AS TO FIT SNUG TO WALLS AND ADJACENT SURFACES. FRAMING SHALL EXTEND A MINIMUM OF 2" ON EACH SURFACE. SEAL TRIMWORK TO WALLS. REFER TO DRAWINGS.
- S. METAL COMPONENTS, UNLESS SPECIFIED OR NOTED OTHERWISE, TO BE THE FOLLOWING GAUGES:
- | | |
|---------------------|--------------------------|
| TABLETOPS | 14 GAUGE STAINLESS STEEL |
| WALL SHELVES | 16 GAUGE STAINLESS STEEL |
| UNDERSHELVES | 16 GAUGE STAINLESS STEEL |
| SINKS & DRAINBOARDS | 14 GAUGE STAINLESS STEEL |
| EXHAUST DUCTS | 18 GAUGE STAINLESS STEEL |
| LEGS - 1 5/8" DIA. | 16 GAUGE STAINLESS STEEL |

18 CUSTOM FAB NOTES
NOT TO SCALE

CONSULTANTS
STRUCTURAL
C/JG Engineers
3200 Wilcrest Drive, Suite 305
Houston, TX 77042
Tel: 713.780.3345
Fax: 713.780.3712
MEP
Salas O'Brien
10930 W. Sam Houston Pkwy. N.
Suite 900
Houston, TX 77064
Tel: 281.664.1900
Fax: 281.664.1912
FOODSERVICE
Foodservice Design Professionals
26215 Oak Ridge Drive
Spring, TX 77380-1960
Tel: 281.350.2323
Fax: 281.350.5959
CIVIL
Brooks and Sparks, Inc.
21020 Park Row Dr.
Katy, TX 77449
Tel: 281.578.9595
Fax: 281.578.9686



**WEST INTERMEDIATE
SCHOOL**
TOMBALL INDEPENDENT SCHOOL DISTRICT
18302 CYPRESS HEIGHTS DR.
CYPRESS TX, 77433

ARCADIS
TEXAS ARCADIS INC.
10205 WESTHEIMER SUITE 800
HOUSTON, TX 77042
tel 713.953.4897, fax 713.977.4620

PROJECT #:	---
DATE:	2023-07-28
DRAWN:	Author
CHECKED:	Checker
DATE:	2023-07-28
ISSUE:	BID SET

K-1.13
FS DETAILS

