

Programs and Pathways VisionCard Spotlight: Early Childhood Screening

Mary Yackley, Supervisor for Student Health and Wellness

SPPS Board of Education

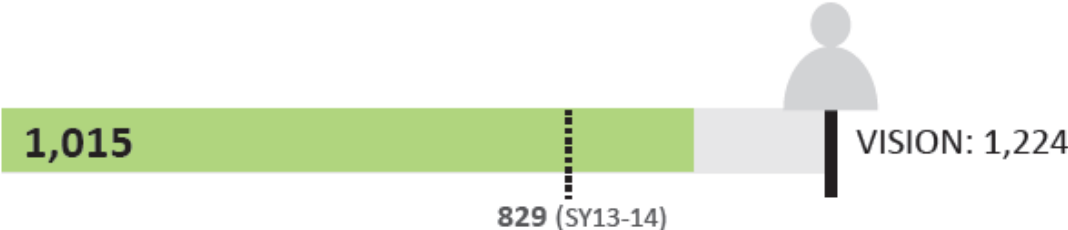
April 26, 2016



Early Childhood Screening Metric

Early Childhood Readiness

Screening: Number of 3 Year Olds Screened during SY14-15



Over 20% increase in the number of 3 year olds screened during the 2014-15 school year compared to a year earlier.

Screenings are important and required

Screenings review:

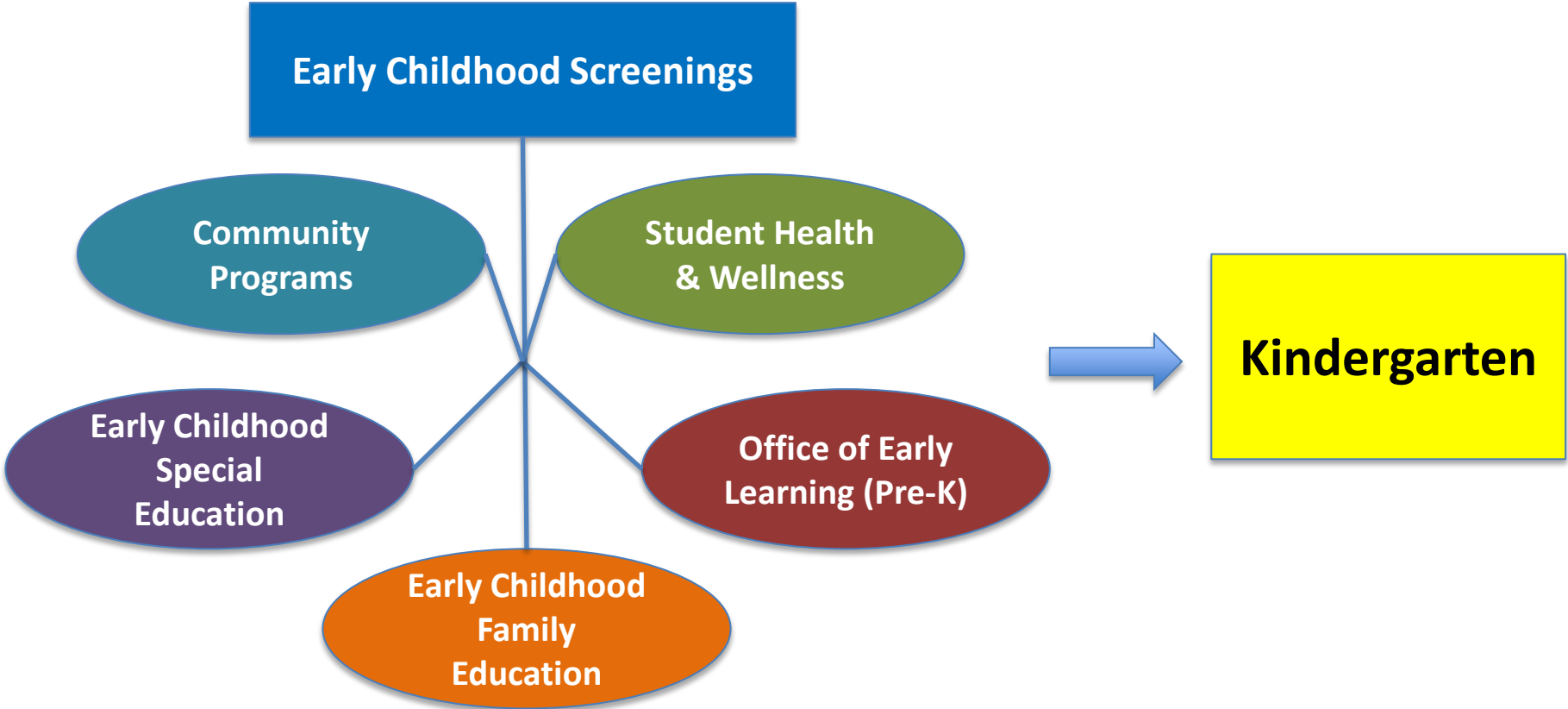
- Height and weight
- Vision and hearing
- Social/emotional
- Speech and other development areas

Annually SPPS screens over 4,000 children

- 3,000 at Student Placement Center screens
- Over 1,000 at childcare centers and community sites throughout St. Paul



Readiness for Kindergarten: A Collaborative Process



Improved Practices for Early Childhood Screenings

- Greater collaboration across system
 - Developed process map with support from Generation Next
 - Regular meetings of ECFE , ECSE, Student Health and Wellness, and Office of Early Learning
- Equipment upgrades
- Data system supports
- Increased community engagement

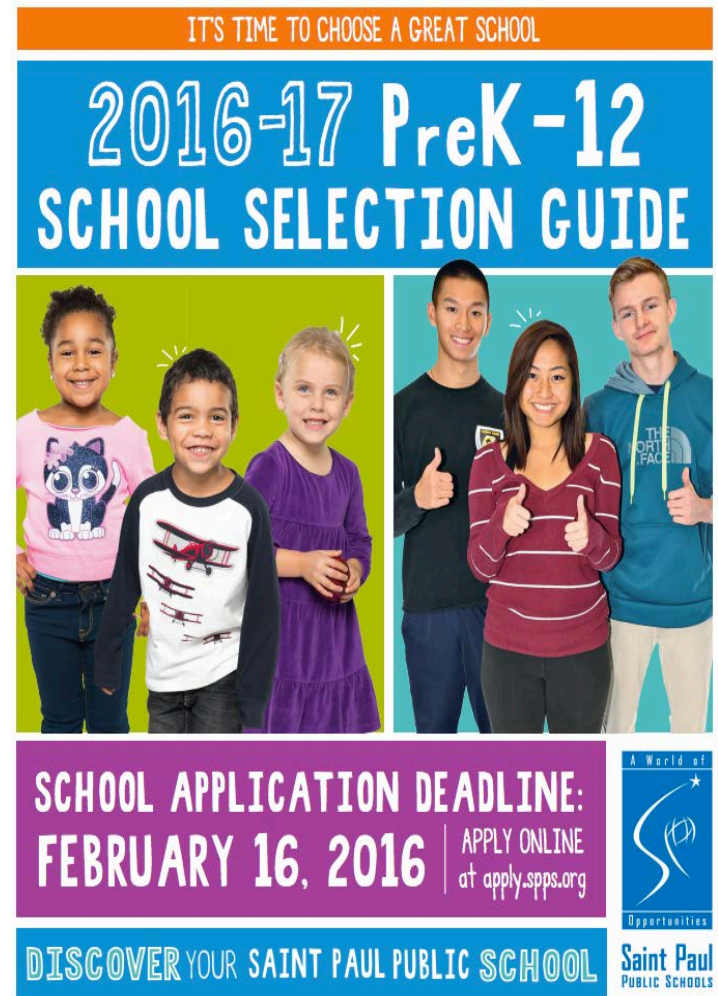


Programs and Pathways VisionCard Highlights: School Choice Season 2016

2016-17 Lottery Results

Jackie Turner, Chief Engagement Officer

SPPS Board of Education
April 26, 2016



IT'S TIME TO CHOOSE A GREAT SCHOOL

2016-17 PreK-12 SCHOOL SELECTION GUIDE

**SCHOOL APPLICATION DEADLINE:
FEBRUARY 16, 2016** | APPLY ONLINE
at apply.spps.org

DISCOVER YOUR SAINT PAUL PUBLIC SCHOOL

A World of Opportunities
Saint Paul Public Schools
A World of Opportunities

The poster features two photographs of diverse children and teenagers giving thumbs up. The top section has an orange header with the text 'IT'S TIME TO CHOOSE A GREAT SCHOOL' and a blue background with the title '2016-17 PreK-12 SCHOOL SELECTION GUIDE'. The middle section shows two photos: one of three young children and one of three teenagers. The bottom section has a purple background with the application deadline information and a blue footer with the school district logo and name.

Admission Priorities

Pre-K*		Elementary			Middle and High School
		Community	Regional	District	
1	Community School Zone	Community School Zone	Regional	Reflecting St. Paul	Magnet/ Articulation
2	Area	Reflecting St. Paul	Reflecting St. Paul	Specific Employee Consideration	Area
3	Regional	Specific Employee Consideration	Specific Employee Consideration	District	Specific Employee Consideration
4	District	Area	District	Out of District	Regional
5	Out of District	District	Out of District		District
6		Out of District			Out of District

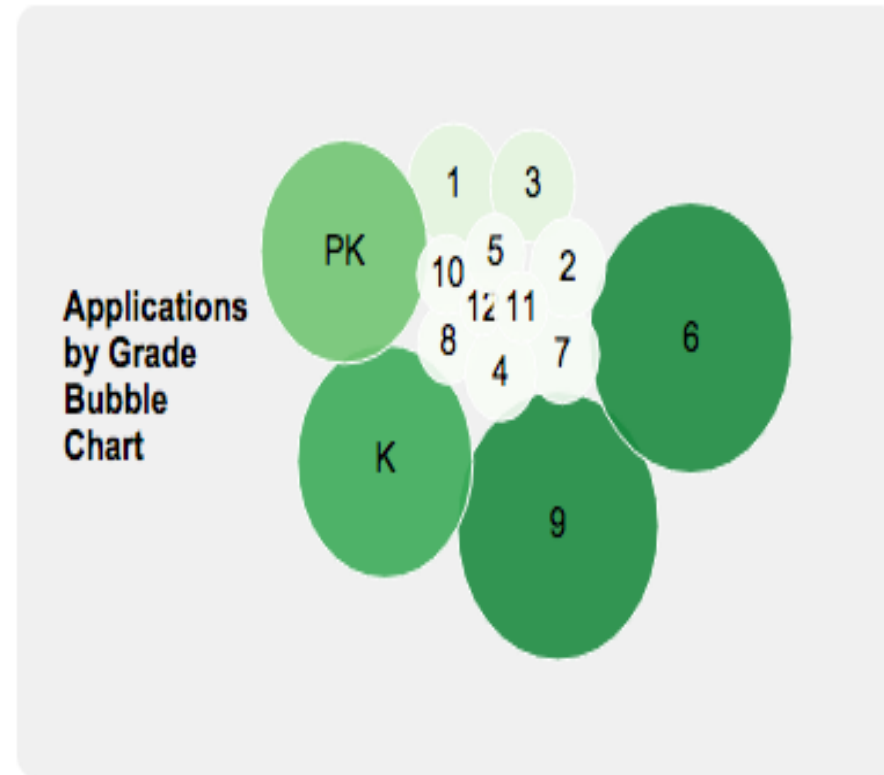
*NOTE: All Pre-K programs give priority enrollment consideration based on income guidelines, home language and/or special education.

Taken from page 6 of 2015 School Selection Guide



2016 Lottery Facts

- Completed March 31, 2016
- **6,245 on-time** participated ↓
- **2,616 Reserved Seats** ↓
- **1260 late applications** ↑
(737 placed) ↑




Kindergarten Lottery Results

- **1,772 participated** (on-time and late) ↑
- **79% of students placed received their first choice** ↓
- **86% of students were placed** ↓
 - 256 no placement

On time Kindergarten Applications:

Proportion of On-time Applications From Projected K Enrollment

% of total projected seats (including PK continuing to K)

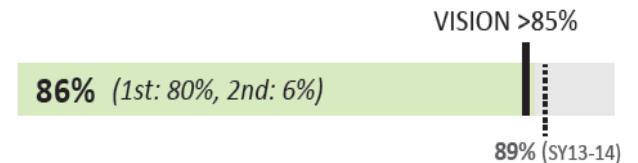


Kindergarten Choice: % families that are awarded first or second choice school for K

VISION >85%

86% (1st: 80%, 2nd: 6%)

89% (SY13-14)



Grade 1-12 Lottery Results

- 4,086 students participated ↑
- 60% of students placed received their 1st or 2nd choice ↓
- 2,616 reserved seats ↓



Continued Enrollment in SPPS

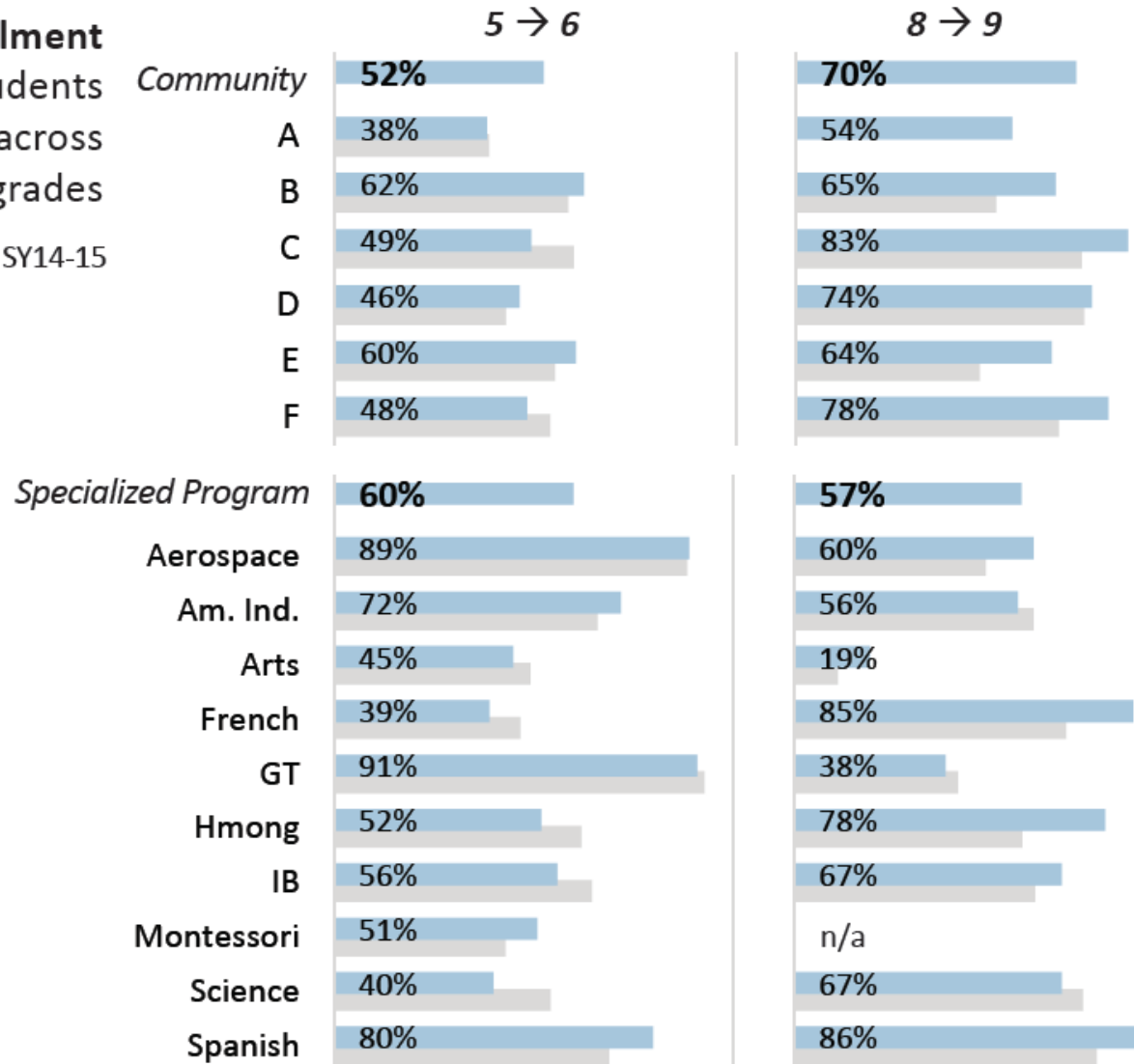
**Continued enrollment
in SPPS: % students
staying enrolled across
transition grades**
[VISION >85%]



Continued Enrollment in Pathways

Continued enrollment in Pathway: % students staying enrolled across transition grades

■ SY15-16 ■ SY14-15



Pre-Kindergarten

- **1,647** students participated ↑
- **77%** of students placed ↑
- **371** students on waiting list ↓



Schools with Waiting List

(does not include PK)

Elementary	K-8	Middle	High School
JJ Hill (107) ↑	Capitol Hill (473) ↓	Highland Park Middle (118) ↑	Central (114) ↓
St. Anthony Park (89) ↑	Farnsworth (66) ↓	Open* (137) ↓	Washington (262) ↑
Nokomis (111) ↑			Highland Park Sr. (118) ↑

*grades 6-12



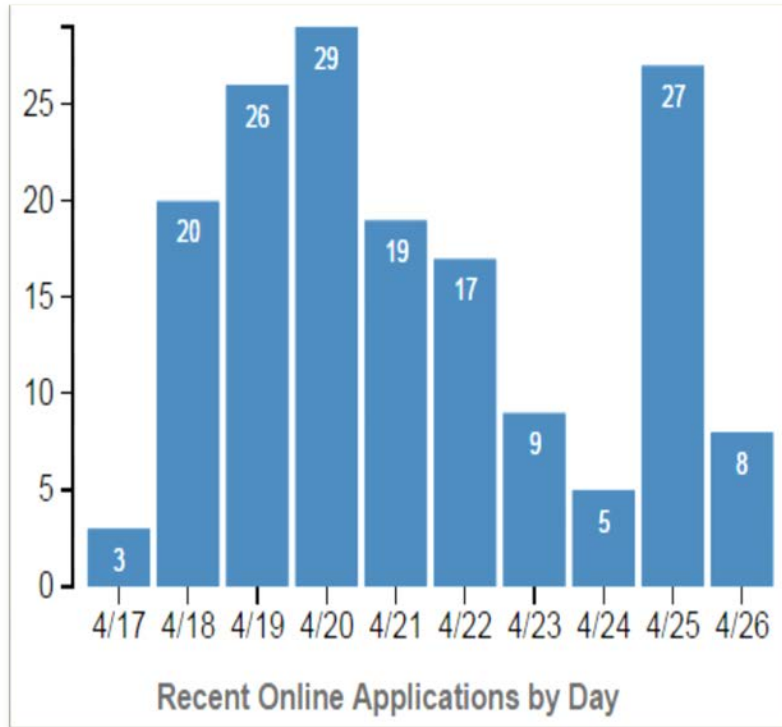
Reflecting St. Paul



- 296 Available Seats ↓
- 209 Applicants
- 120 Placed
- 42% of seats filled ↓

Capitol Hill, Chelsea, Expo, Groveland, Horace Mann, Jie Ming, JJ Hill, L'Etoile, Randolph Hgts, St. Anthony Park

What's Next



- **500+ late applications**
- Phone Calls
- Site-based Outreach
- **40 additional KG Applicants**
- Managing Incoming
 - Waitlist
 - Walk-ins
 - Online & Paper Applications

Questions/Comments

