

Personalized Learning VisionCard 2016

Idrissa Davis – Deputy Chief, Office of Technology Services

Hans Ott – Director, Office of Teaching and Learning

SPPS Committee of the Board Meeting

July 26, 2016

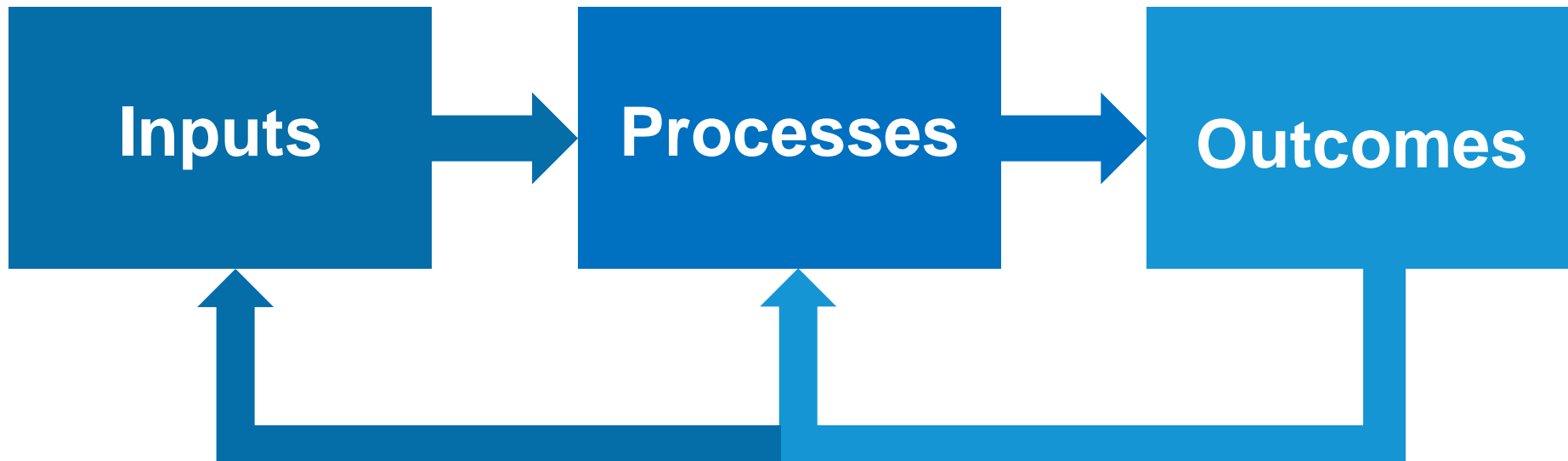


Purpose

- The purpose of this presentation is to present the 2016 VisionCard for the SSSC 2.0 focus area: Personalized Learning
- The tasks for Personalized Learning include:
 - 1. Establish personalized learning as a key strategy to accelerate student achievement.
 - 2. Provide technology tools to more schools, teachers and students.
 - 3. Use more technology to engage students in learning.
 - 4. Support and develop teacher capacity around personalized learning.



Continuous Improvement (TeamWorks model)



To improve Outcomes, VisionCards focus on Outcomes and Processes



Presentation Structure

- Tools
- Capacity Building
- Teaching and Learning



First Section: Tools Metrics

TOOLS

These measures monitor how well the district distributes and uses technology resources to achieve personalized learning



Tools: Access



100% of K-12 STUDENTS who
have 1:1 iPad access during
school hours

Vision Level

Year 2 of deployment saw full distribution of iPads to students



Tools: Bandwidth

Number of months where network capacity exceeds 80% of available bandwidth for one hour or more

0 Months in SY15-16 [39,000 student iPads]



3 Months in SY14-15 [25,209 student iPads]



Vision Level

Improvements to infrastructure make bandwidth no longer an issue

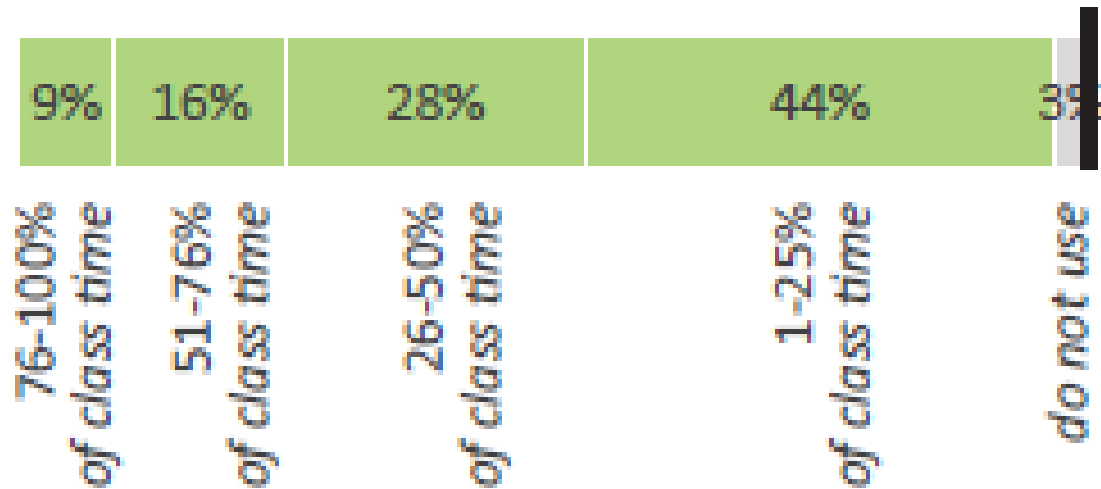


Tools: Teacher Use

% of class time TEACHERS use iPads

97% use iPads

VISION >100%



PROGRESS LEVEL

97% of teachers use iPads for some portion of class.


1 out of 4 teachers use iPads a majority of class time.

Tools: Student Use

% of STUDENTS who find the iPad "useful" or "very useful" in at least one category below

VISION >100%

95%



% of STUDENTS who find the iPad "useful" or "very useful" in doing each of the following:

91% - Doing research

75% - Homework

73% - Writing assignments

57% - Creatively expressing ideas

56% - Organizing school work

56% - Staying engaged

47% - Communicating with others

PROGRESS LEVEL

95% of students find the iPad useful among the seven categories listed



Second Section: Capacity Building

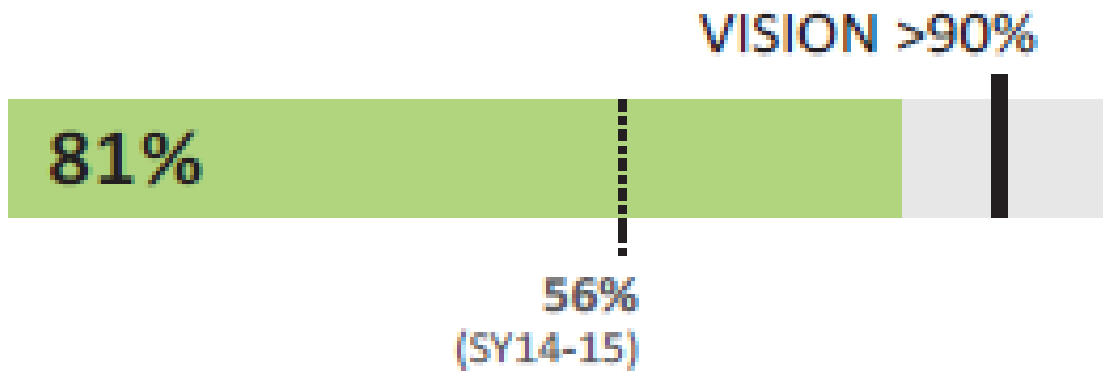
CAPACITY BUILDING

These measures monitor how well the district supports teachers in their ability to deliver personalized learning



Capacity Building: PD

% TEACHERS (school and district) who have completed the "Establishing Personalized Learning through a 1:1 iPad environment" course



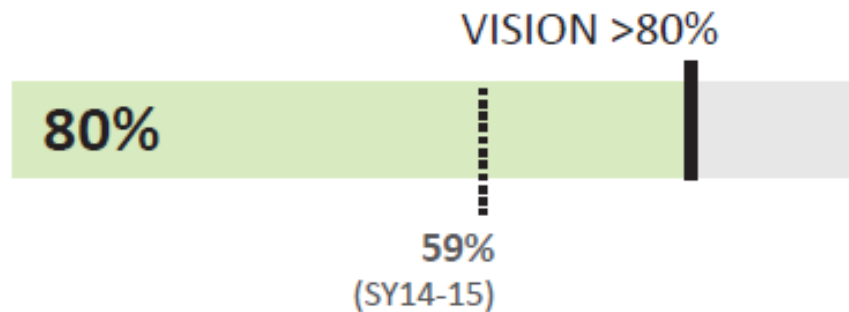
PROGRESS LEVEL

Participation has increased 25 percentage points since last year



Capacity Building: Teacher Confidence

% of instructional staff who report they are confident in their skills and abilities to integrate technology into teaching and learning



Vision Level
Strong improvement in teacher confidence

Increased 21 percentage points since last year



Capacity Building: Professional Learning

% of TEACHERS who report "The 'Essentials of Personalized Learning' are included in my professional development opportunities"

VISION >100%

81%



PROGRESS LEVEL

4 out of 5 teachers see evidence of the "Essentials of Personalized Learning" embedded in their PD courses.

Capacity Building: Professional Learning

% of TEACHERS who report "I would like to improve my skills in the effective use of technology"

VISION >98%

93%



PROGRESS LEVEL

Nearly all teachers are interested in developing their skills in the use of technology.

Third Section: Teaching and Learning

TEACHING & LEARNING

These measures monitor how personalized learning impacts teaching and learning for students and teachers



Teaching and Learning: WHAT they learn

% of TEACHERS report they provide students with multiple pathways for meeting standards “Most of the time” or “Always”



STABLE LEVEL

Nearly three-quarters of teachers provide multiple pathways for students to meet standards



Teaching and Learning: HOW they learn

% who report STUDENTS are able to make decisions about HOW they learn

Students

VISION >90%



Teachers

82% (SY14-15)



53% (SY14-15)

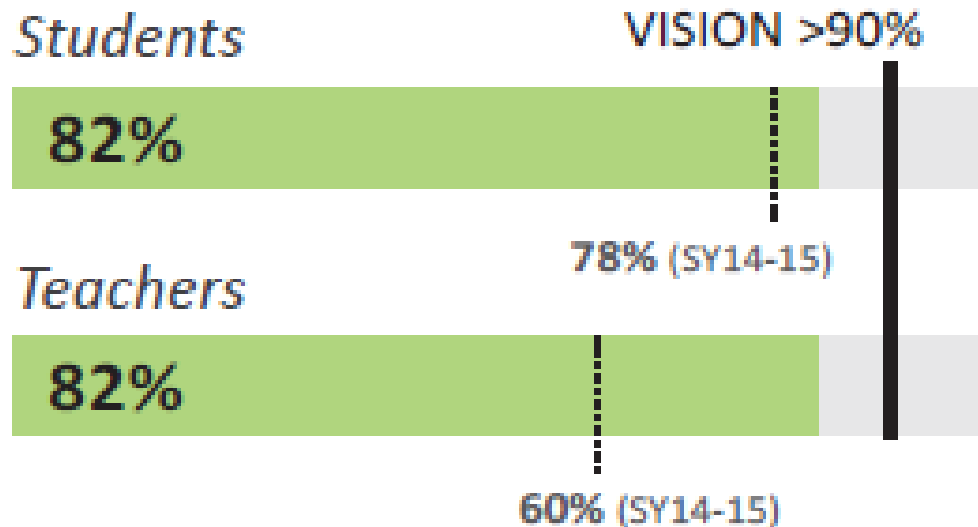
PROGRESS AND STABLE LEVELS

The ratings on this measure from students and teachers are now much more closely aligned



Teaching and Learning: Culturally Relevant

% who report STUDENTS are able to pursue interests and learning opportunities that are racially and culturally relevant



PROGRESS LEVEL

Major increase from teachers compared to year 1 of iPad deployment

Teaching and Learning

80%

of TEACHERS report,
"I am able to tailor
instruction in new
ways due to iPads."

Spotlight

Four Seasons,
Kate Garvey

https://drive.google.com/a/stpaul.k12.mn.us/file/d/0B7Kj8Hr_VpESQnNmV1FjVUZmU2s/view





Questions?

