

Star Reading Proficiency Rate (District Benchmark)

Percent of students at or above the district benchmark on the Star Reading assessment. Uses the most recent score in the given district screening window

CHOOSE TIME PERIOD

2018-2019 2019-2020 2020-2021 2021-2022 2022-2023

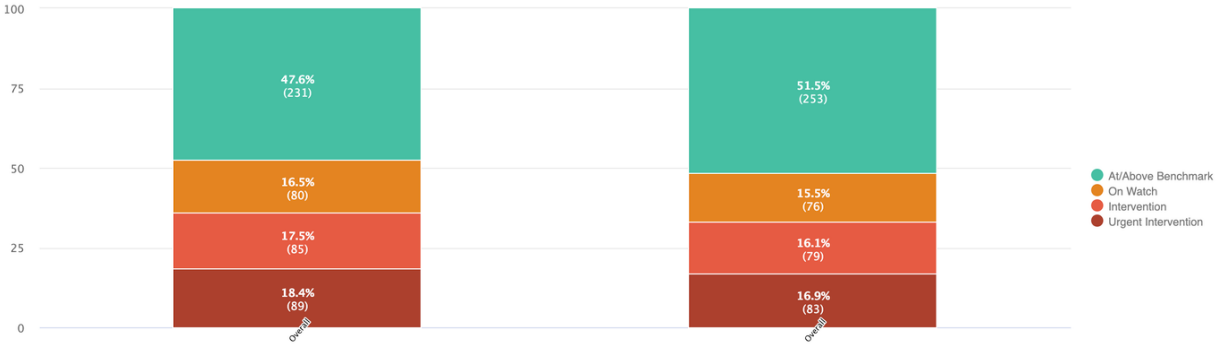
Fall Winter Spring Fall Winter Spring Fall Winter Spring Fall Winter Spring Fall Winter

CHOOSE CONTENT Overall

FILTER BY Holmes Middl... x

COMPARE BY -No comparison-

Overall – Filtered By: Holmes Middle School



Star Reading Proficiency Rate (State Benchmark)

Percent of students estimated to score at or above the state benchmark on the Star Reading assessment. Uses the most recent score in the given district screening window

CHOOSE TIME PERIOD

2018-2019 2019-2020 2020-2021 2021-2022 2022-2023

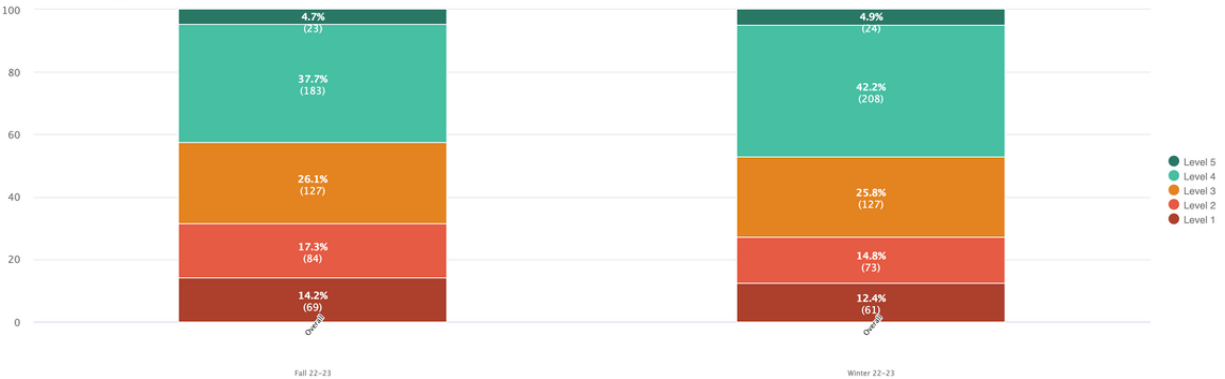
Fall Winter Spring Fall Winter Spring Fall Winter Spring Fall Winter Spring Fall Winter

CHOOSE CONTENT Overall

FILTER BY Holmes Middl... x

COMPARE BY -No comparison-

Overall – Filtered By: Holmes Middle School

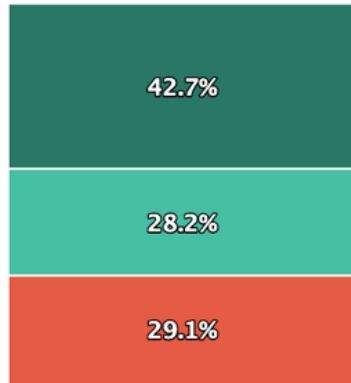


Star Reading Current Student Growth Percentile (SGP) ⓘ

Fall to Winter 2022-2023

70.9%

School Overall



- High Growth (42.7%)
- Typical Growth (28.2%)
- Low Growth (29.1%)



Explore

Star Math Proficiency Rate (District Benchmark)

Percent of students at or above the district benchmark on the Star Math assessment. Uses the most recent score in the given district screening window

CHOOSE TIME PERIOD

2022-2023

Fall Winter

CHOOSE CONTENT

Overall

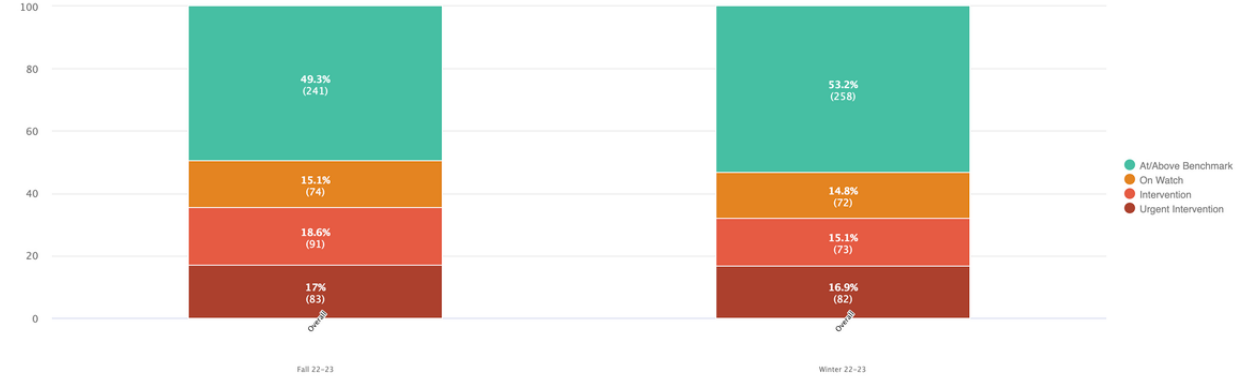
FILTER BY

Holmes Middl... x

COMPARE BY

- No comparison -

Overall – Filtered By: Holmes Middle School



Star Math Proficiency Rate (State Benchmark)

Percent of students estimated to score at or above the state benchmark on the Star Math assessment. Uses the most recent score in the given district screening window

CHOOSE TIME PERIOD

2022-2023

Fall Winter

CHOOSE CONTENT

Overall

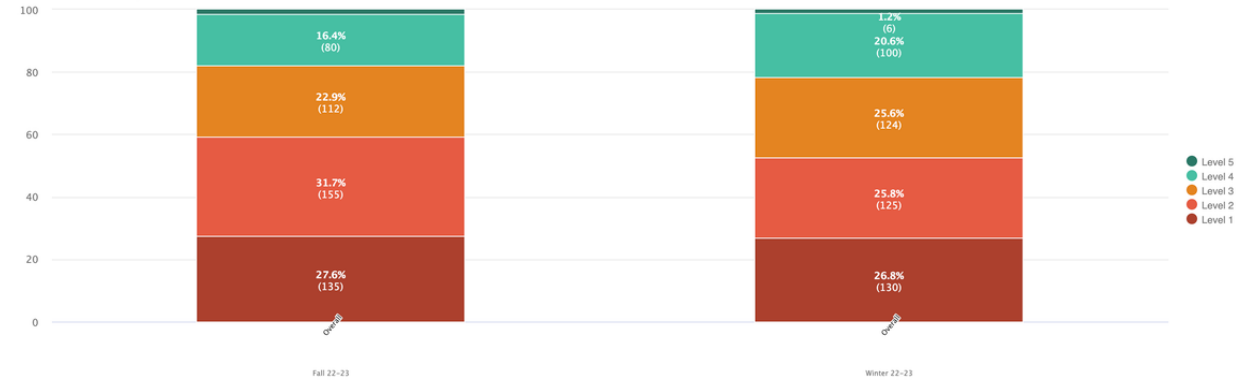
FILTER BY

Holmes Middl... x

COMPARE BY

- No comparison -

Overall – Filtered By: Holmes Middle School

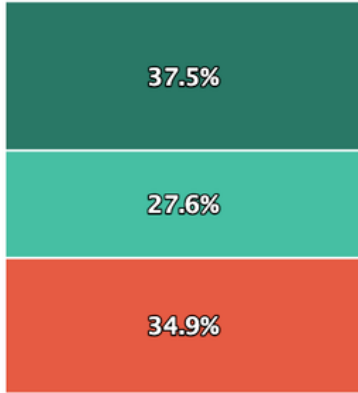


Star Math Current Student Growth Percentile (SGP) ⓘ

Fall to Winter 2022-2023

65.1%

School Overall



- High Growth (37.5%)
- Typical Growth (27.6%)
- Low Growth (34.9%)



Explore