


1 2 3
4 5
6 7 8
9 10


My Number Book
provided by
www.tlsbooks.com



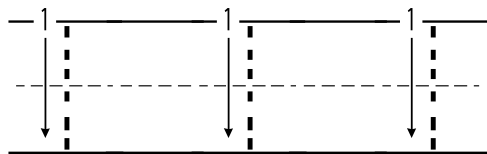
By _____

Recognizing the Number 1

Circle all the number 1's.




Trace the number 1.

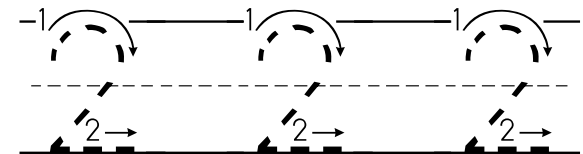


Recognizing the Number 2

Circle all the number 2's.




Trace the number 2.

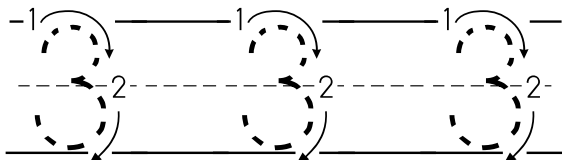


Recognizing the Number 3

Circle all the number 3's.




Trace the number 3.

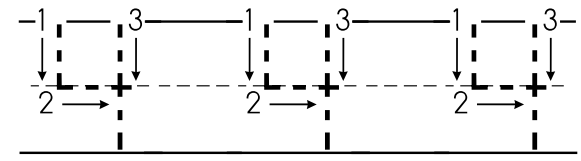


Recognizing the Number 4

Circle all the number 4's.




Trace the number 4.



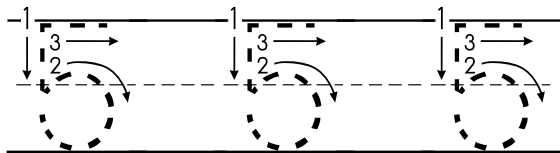
Recognizing the Number 5

Circle all the number 5's.

2 8 5 7
5 10 3
4 9 2 6
1 5 6
5 2 5
8 5




Trace the number 5.



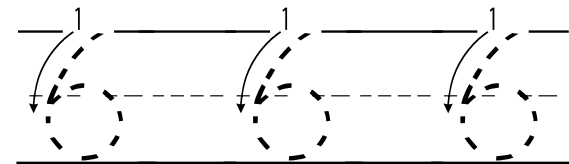
Recognizing the Number 6

Circle all the number 6's.

4 8 6
6 6 5
9 7 2
4 10 6
6 8
7 6 3




Trace the number 6.

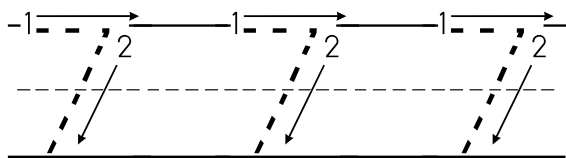


Recognizing the Number 7

Circle all the number 7's.




Trace the number 7.

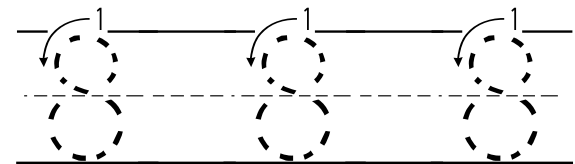


Recognizing the Number 8

Circle all the number 8's.




Trace the number 8.

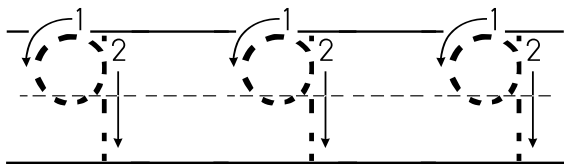


Recognizing the Number 9

Circle all the number 9's.




Trace the number 9.

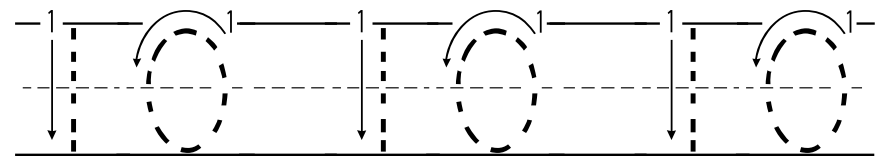


Recognizing the Number 10

Circle all the number 10's.



Trace the number 10.



To make this book, you'll need a heavy duty stapler, scissors, a ruler, and 6 pieces of 8.5" x 11" paper.

Assembly Instructions

Print all pages.

Fold each page corner to corner with the pictures/text facing out.

Trim 1/8 inch off of the open edge of all pages. Do NOT TRIM TOP AND BOTTOM. Do NOT TRIM COVER PAGE.

Collate the folded pages. Example: Place the 1-2 page folded in half with pictures out on top of the 3 - 4 page folded in half with pictures out, etc. The folded edge of your paper will be the right hand side of your book and the "open edges" will be the left side (spine side) of the book.

Place the collated, trimmed and folded pages inside the folded cover with the open edges towards the center cover fold.

Staple the outside edge of your book approximately 1/3 inch from the fold using 3-5 staples.

