



Holmes Middle School

Panorama for SEL -- Grades 6-8
Fall 2022 Surveys



Report created by
Panorama Education



Summary

Topic Description	Results	Comparison
<p>Compassion</p>	<p>50%</p> <p>▲ 3</p> <p>since last survey</p>	<p>46% Colorado Springs School District 11</p>
<p>Cultural awareness and action</p>	<p>37%</p> <p>▼ 6</p> <p>since last survey</p>	<p>44% Colorado Springs School District 11</p>
<p>Emotion Regulation</p> <p>How well students regulate their emotions.</p>	<p>44%</p> <p>▲ 1</p> <p>since last survey</p>	<p>42% Colorado Springs School District 11</p>
<p>Engagement</p> <p>How attentive and invested students are in class.</p>	<p>36%</p> <p>▲ 1</p> <p>since last survey</p>	<p>37% Colorado Springs School District 11</p>
<p>Grit</p> <p>How well students are able to persevere through setbacks to achieve important long-term goals.</p>	<p>49%</p> <p>▲ 4</p> <p>since last survey</p>	<p>47% Colorado Springs School District 11</p>
<p>Hope</p>	<p>57%</p> <p>▲ 2</p> <p>since last survey</p>	<p>53% Colorado Springs School District 11</p>
<p>Learning Strategies</p> <p>How well students deliberately use strategies to manage their own learning processes generally.</p>	<p>57%</p> <p>▲ 5</p> <p>since last survey</p>	<p>51% Colorado Springs School District 11</p>



Rigorous Expectations

How much students feel that their teachers hold them to high expectations around effort, understanding, persistence, and performance in class.

65%

▲ 5

since last survey

63%

Colorado Springs School District 11

Self-Efficacy

How much students believe they can succeed in achieving academic outcomes.

48%

0

since last survey

45%

Colorado Springs School District 11

Self-Management

How well students manage their emotions, thoughts, and behaviors in different situations.

74%

▲ 8

since last survey

68%

Colorado Springs School District 11

Sense of Belonging

How much students feel that they are valued members of the school community.

42%

▲ 4

since last survey

40%

Colorado Springs School District 11

Social Awareness

How well students consider the perspectives of others and empathize with them.

62%

▲ 4

since last survey

57%

Colorado Springs School District 11

Social Perspective-Taking

The extent to which students consider the perspectives of their teachers.

51%

▲ 1

since last survey

50%

Colorado Springs School District 11

Teacher-Student Relationships

How strong the social connection is between teachers and students within and beyond the classroom.

59%

▲ 5

since last survey

55%

Colorado Springs School District 11

443 responses



Compassion

Your average

50%

443 responses

Change

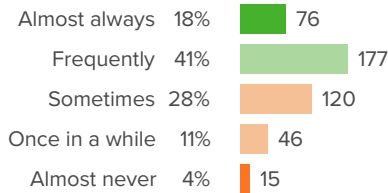
▲ 3

since last survey

District average: **46%** Colorado Springs School District
11

How did people respond?

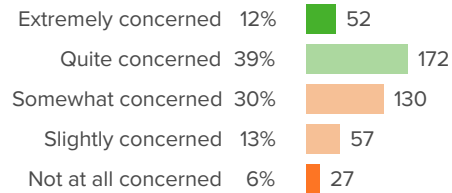
Q.1: When you see people at school who need help, how often do you try to help them?



▲ 9 from last survey

Favorable: **58%**

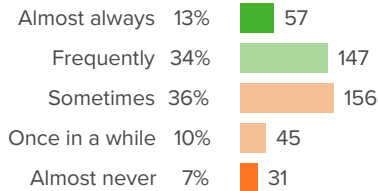
Q.2: When people at school seem upset, how concerned do you get?



▲ 1 from last survey

Favorable: **51%**

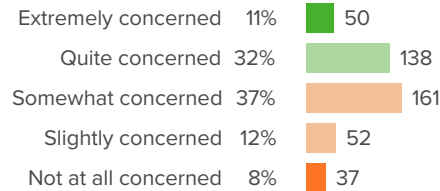
Q.3: When you see people outside of school who need help, how often do you try to help them?



▲ 4 from last survey

Favorable: **47%**

Q.4: When people outside of school seem upset, how concerned do you get?



▼ 2 from last survey

Favorable: **43%**



Cultural awareness and action

Your average

37%

443 responses

Change

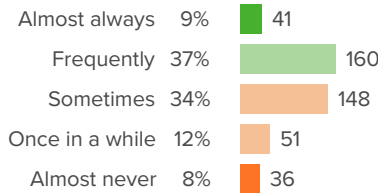
▼ **6**

since last survey

District average: **44%** Colorado Springs School District
11

How did people respond?

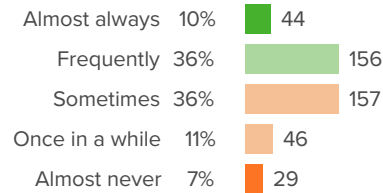
Q.1: How often do teachers encourage you to learn about people from different races, ethnicities, or cultures?



▼ **6** from last survey

Favorable: **46%**

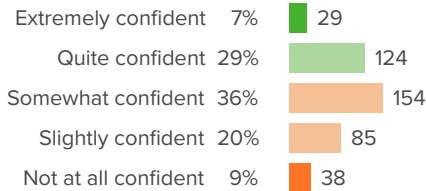
Q.2: How often do you think about what someone of a different race, ethnicity, or culture experiences?



▼ **6** from last survey

Favorable: **46%**

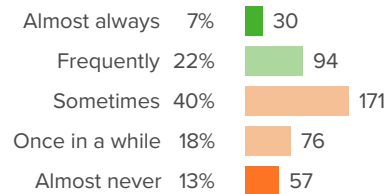
Q.3: How confident are you that students at your school can have honest conversations with each other about race?



▲ **0** from last survey

Favorable: **36%**

Q.4: At your school, how often are you encouraged to think more deeply about race-related topics?

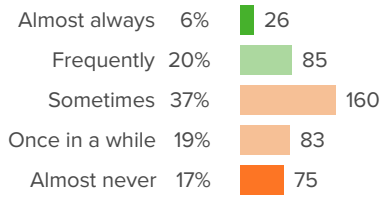


▼ **11** from last survey

Favorable: **29%**



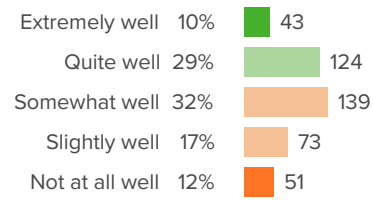
Q.5: When there are major news events related to race, how often do adults at your school talk about them with students?



▼ 8 from last survey

Favorable: **26%**

Q.6: How well does your school help students speak out against racism?



▼ 3 from last survey

Favorable: **39%**



Emotion Regulation

Your average

44%

443 responses

Change

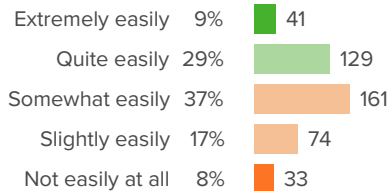
▲ 1

since last survey

District average: **42%** Colorado Springs School District 11

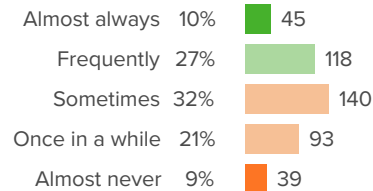
How did people respond?

Q.1: When you are feeling pressured, how easily can you stay in control?



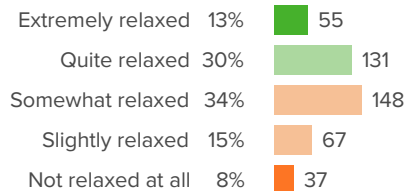
▼ 6 from last survey Favorable: **39%**

Q.2: How often are you able to pull yourself out of a bad mood?



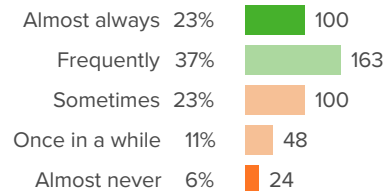
▲ 3 from last survey Favorable: **37%**

Q.3: When everybody around you gets angry, how relaxed can you stay?



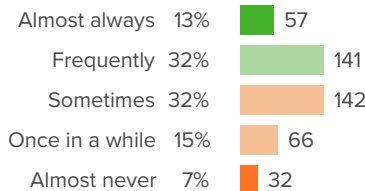
▲ 1 from last survey Favorable: **42%**

Q.4: How often are you able to control your emotions when you need to?



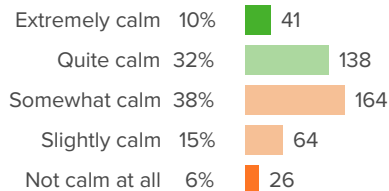
▲ 6 from last survey Favorable: **60%**

Q.5: Once you get upset, how often can you get yourself to relax?



▲ 3 from last survey Favorable: **45%**

Q.6: When things go wrong for you, how calm are you able to remain?



▼ 2 from last survey Favorable: **41%**



Engagement

Your average

36%

443 responses

Change

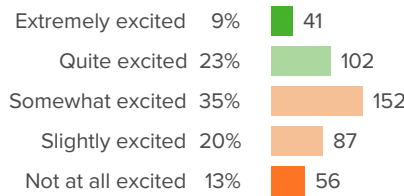
▲ 1

since last survey

District average: **37%** Colorado Springs School District
11

How did people respond?

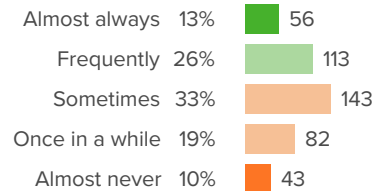
Q.1: How excited are you about going to your classes?



▲ 0 from last survey

Favorable: **33%**

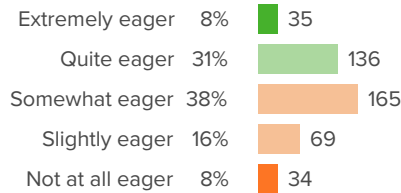
Q.2: How often do you get so focused on activities in your classes that you lose track of time?



▲ 3 from last survey

Favorable: **39%**

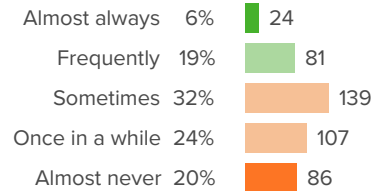
Q.3: In your classes, how eager are you to participate?



▲ 3 from last survey

Favorable: **39%**

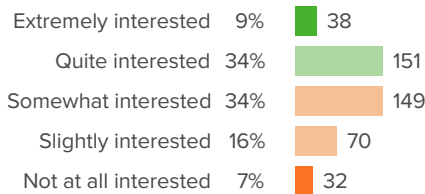
Q.4: When you are not in school, how often do you talk about ideas from your classes?



▼ 5 from last survey

Favorable: **24%**

Q.5: Overall, how interested are you in your classes?



▲ 1 from last survey

Favorable: **43%**



Grit

Your average

49%

443 responses

Change

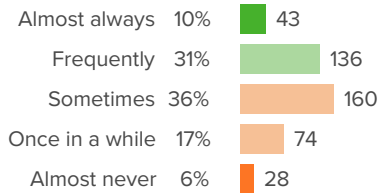
▲ 4

since last survey

District average: **47%** Colorado Springs School District
11

How did people respond?

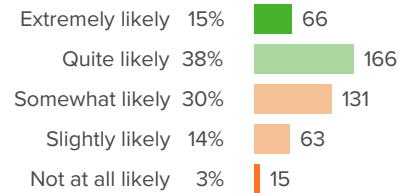
Q.1: How often do you stay focused on the same goal for several months at a time?



▲ 5 from last survey

Favorable: **41%**

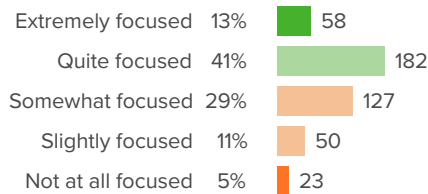
Q.2: If you fail to reach an important goal, how likely are you to try again?



▲ 8 from last survey

Favorable: **53%**

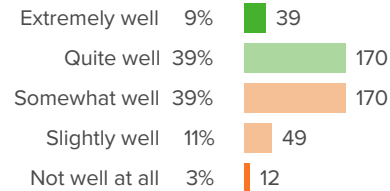
Q.3: When you are working on a project that matters a lot to you, how focused can you stay when there are lots of distractions?



▲ 0 from last survey

Favorable: **55%**

Q.4: If you have a problem while working towards an important goal, how well can you keep working?

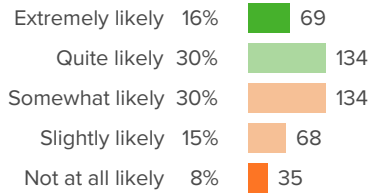


▲ 3 from last survey

Favorable: **48%**



Q.5: Some people pursue some of their goals for a long time, and others change their goals frequently. Over the next several years, how likely are you to continue to pursue one of your current goals?



▲ 0 from last survey

Favorable: **46%**



Hope

Your average

57%

443 responses

Change

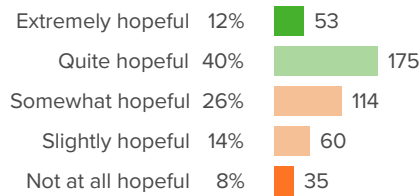
▲ 2

since last survey

District average: **53%** Colorado Springs School District
11

How did people respond?

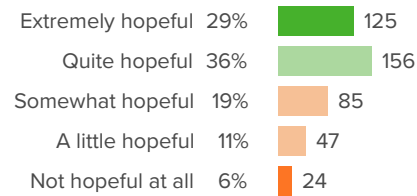
Q.1: How hopeful do you feel about school?



▲ 6 from last survey

Favorable: **52%**

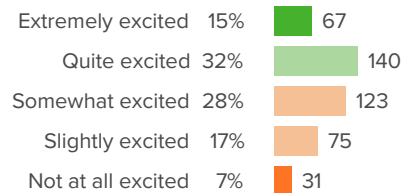
Q.2: How hopeful do you feel about life?



▲ 9 from last survey

Favorable: **64%**

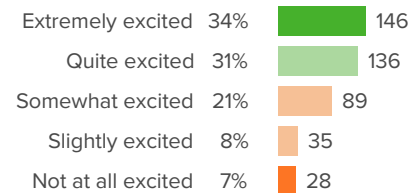
Q.3: How excited are you about your future classes?



▼ 4 from last survey

Favorable: **47%**

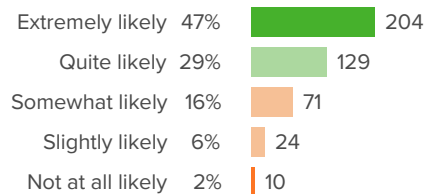
Q.4: How excited are you about your future?



▲ 3 from last survey

Favorable: **65%**

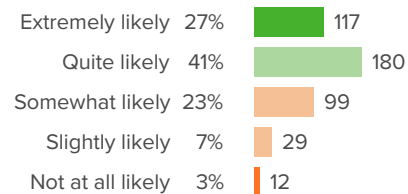
Q.5: How likely are you to graduate high school?



▲ 2 from last survey

Favorable: **76%**

Q.6: How likely are you to be successful in life?

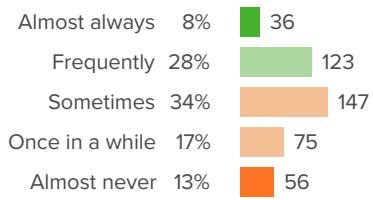


▲ 1 from last survey

Favorable: **68%**



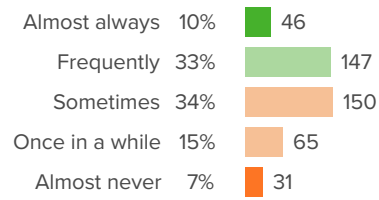
Q.7: How often do you expect good things to happen to you at school?



▼ **2** from last survey

Favorable: **36%**

Q.8: How often do you expect good things to happen to you in life?



▲ **0** from last survey

Favorable: **44%**



Learning Strategies

Your average

57%

443 responses

Change

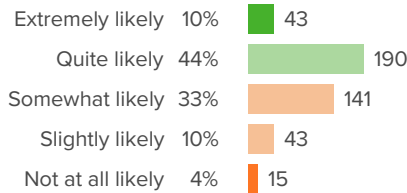
▲ 5

since last survey

District average: **51%** Colorado Springs School District 11

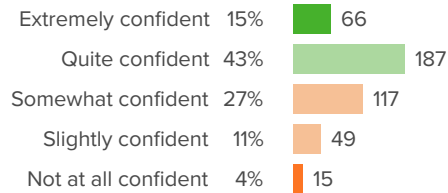
How did people respond?

Q.1: When you get stuck while learning something new, how likely are you to try a different strategy?



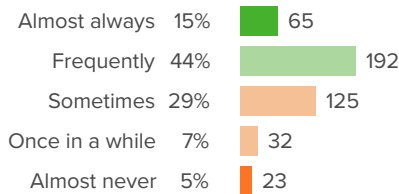
▲ 8 from last survey Favorable: **54%**

Q.2: How confident are you that you can choose an effective strategy to get your schoolwork done well?



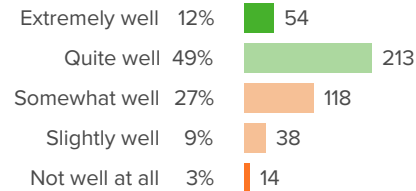
▲ 4 from last survey Favorable: **58%**

Q.3: Before you start on a challenging project, how often do you think about the best way to approach the project?



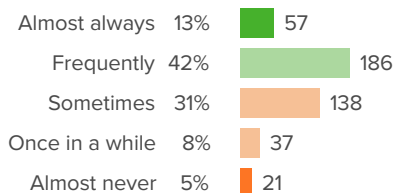
▲ 3 from last survey Favorable: **59%**

Q.4: Overall, how well do your learning strategies help you learn more effectively?



▲ 8 from last survey Favorable: **61%**

Q.5: How often do you use strategies to learn more effectively?



▲ 4 from last survey Favorable: **55%**



Rigorous Expectations

Your average

65%

443 responses

Change

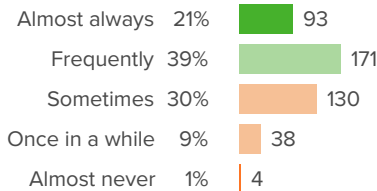
▲ 5

since last survey

District average: **63%** Colorado Springs School District
11

How did people respond?

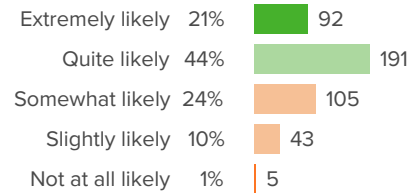
Q.1: How often do your teachers make you explain your answers?



▲ 0 from last survey

Favorable: **61%**

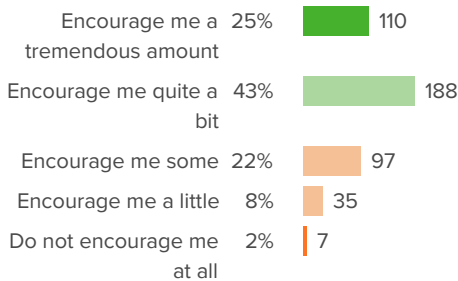
Q.2: When you feel like giving up on a difficult task, how likely is it that your teachers will make you keep trying?



▲ 8 from last survey

Favorable: **65%**

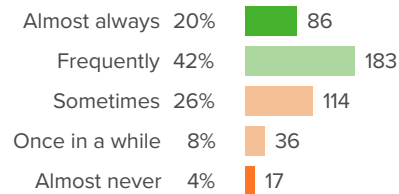
Q.3: How much do your teachers encourage you to do your best?



▲ 3 from last survey

Favorable: **68%**

Q.4: How often do your teachers take time to make sure you understand the material?

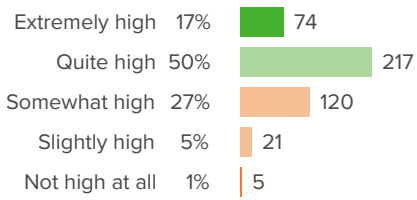


▲ 6 from last survey

Favorable: **62%**



Q.5: Overall, how high are your teachers' expectations of you?



▲ 4 from last survey

Favorable: **67%**



Self-Efficacy

Your average

48%

443 responses

Change

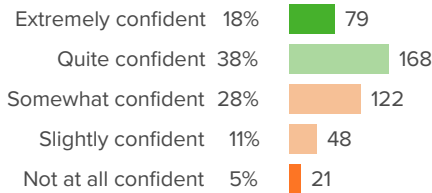
0

since last survey

District average: **45%** Colorado Springs School District 11

How did people respond?

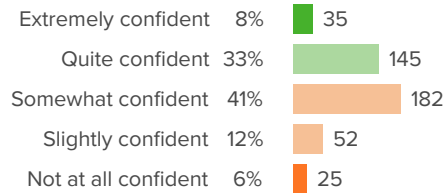
Q.1: How confident are you that you can complete all the work that is assigned in your classes?



▲ 2 from last survey

Favorable: **56%**

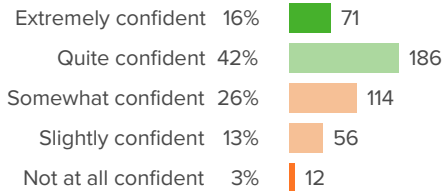
Q.2: When complicated ideas are presented in class, how confident are you that you can understand them?



▼ 1 from last survey

Favorable: **41%**

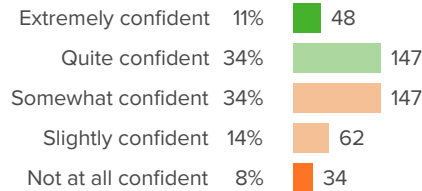
Q.3: How confident are you that you can learn all the material presented in your classes?



▲ 3 from last survey

Favorable: **59%**

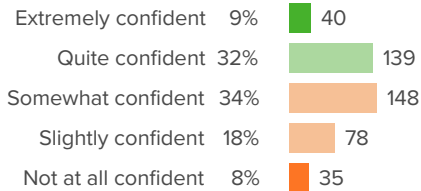
Q.4: How confident are you that you can do the hardest work that is assigned in your classes?



▲ 0 from last survey

Favorable: **45%**

Q.5: How confident are you that you will remember what you learned in your current classes, next year?



▲ 0 from last survey

Favorable: **41%**



Self-Management

Your average

74%

443 responses

Change

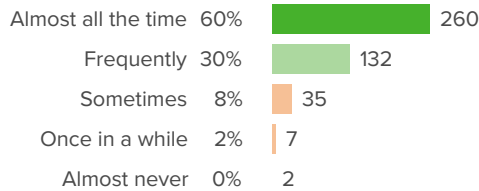
▲ 8

since last survey

District average: **68%** Colorado Springs School District
11

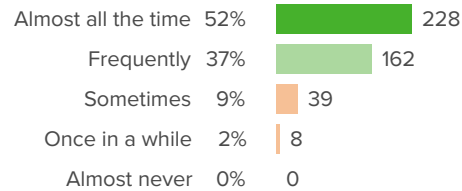
How did people respond?

Q.1: During the past 30 days...How often did you come to class prepared?



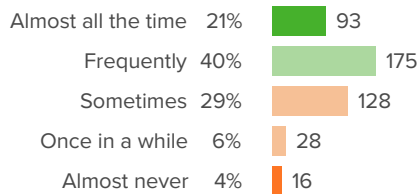
▲ 11 from last survey Favorable: **90%**

Q.2: During the past 30 days...How often did you follow directions in class?



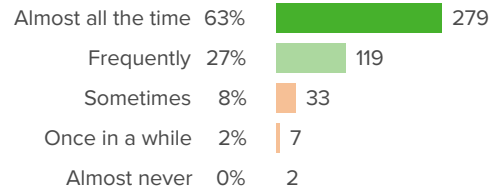
▲ 10 from last survey Favorable: **89%**

Q.3: During the past 30 days...How often did you get your work done right away, instead of waiting until the last minute?



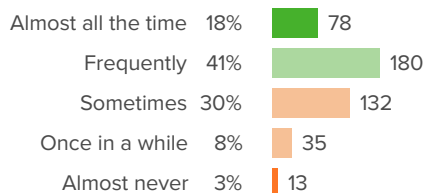
▲ 10 from last survey Favorable: **61%**

Q.4: During the past 30 days...How often were you polite to adults?



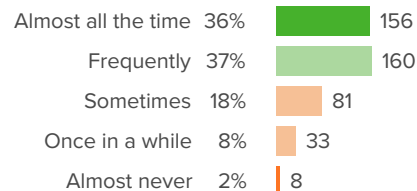
▲ 6 from last survey Favorable: **90%**

Q.5: During the past 30 days...How often did you pay attention and resist distractions?



▲ 11 from last survey Favorable: **59%**

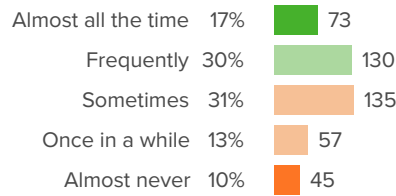
Q.6: During the past 30 days...When you were working independently, how often did you stay focused?



▲ 5 from last survey Favorable: **72%**



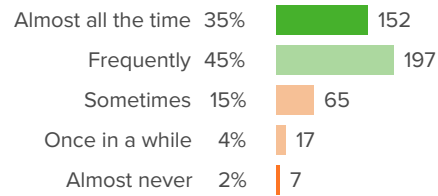
Q.7: During the past 30 days...How often did you remain calm, even when someone was bothering you or saying bad things?



▲ 3 from last survey

Favorable: **46%**

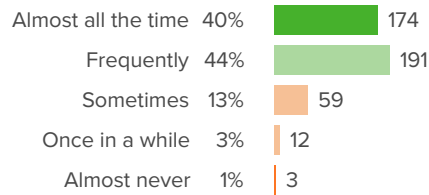
Q.8: During the past 30 days...How often did you allow others to speak without interruption?



▲ 7 from last survey

Favorable: **80%**

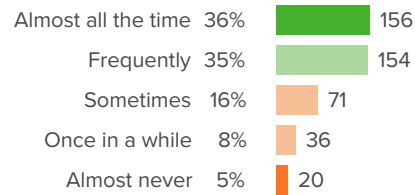
Q.9: During the past 30 days...How often were you polite to other students?



▲ 12 from last survey

Favorable: **83%**

Q.10: During the past 30 days...How often did you keep your temper in check?



▲ 11 from last survey

Favorable: **71%**



Sense of Belonging

Your average

42%

443 responses

Change

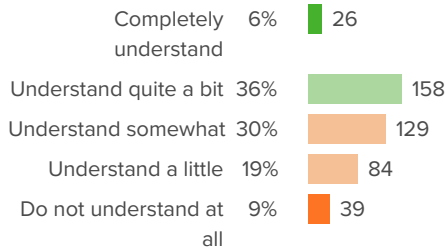
▲ 4

since last survey

District average: **40%** Colorado Springs School District 11

How did people respond?

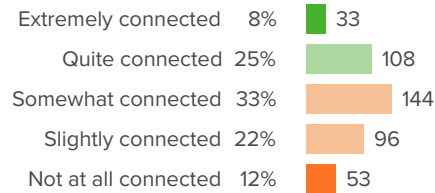
Q.1: How well do people at your school understand you as a person?



▲ 4 from last survey

Favorable: **42%**

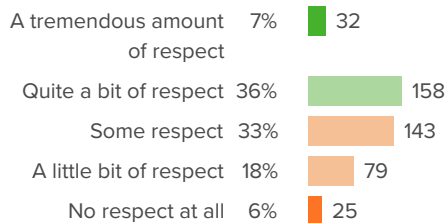
Q.2: How connected do you feel to the adults at your school?



▼ 6 from last survey

Favorable: **32%**

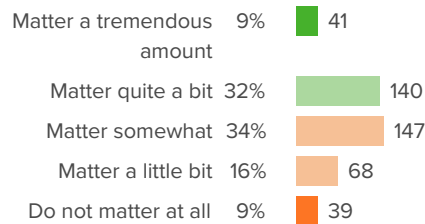
Q.3: How much respect do students in your school show you?



▲ 6 from last survey

Favorable: **43%**

Q.4: How much do you matter to others at this school?

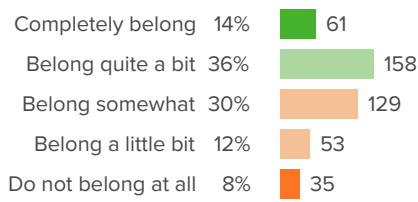


▲ 6 from last survey

Favorable: **42%**



Q.5: Overall, how much do you feel like you belong at your school?



▲ 9 from last survey

Favorable: **50%**



Social Awareness

Your average

62%

443 responses

Change

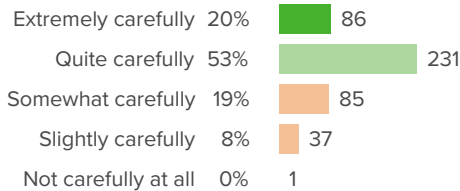
▲ 4

since last survey

District average: **57%** Colorado Springs School District 11

How did people respond?

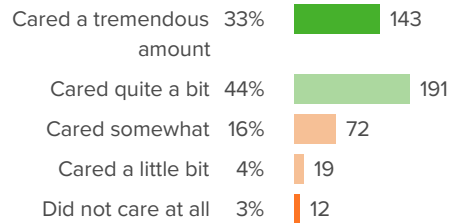
Q.1: During the past 30 days...How carefully did you listen to other people's points of view?



▲ 0 from last survey

Favorable: **72%**

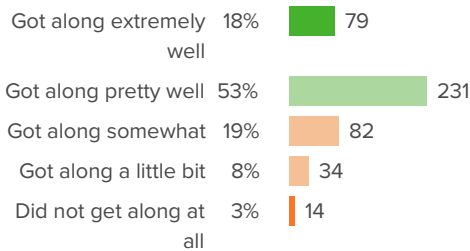
Q.2: During the past 30 days...How much did you care about other people's feelings?



▲ 3 from last survey

Favorable: **76%**

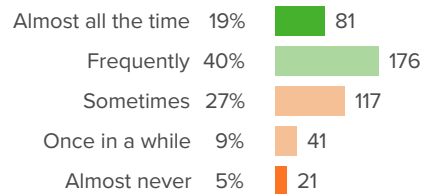
Q.3: During the past 30 days...How well did you get along with students who are different from you?



▲ 12 from last survey

Favorable: **70%**

Q.4: During the past 30 days...How often did you compliment others' accomplishments?

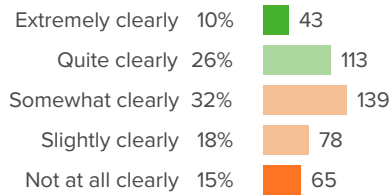


▼ 1 from last survey

Favorable: **59%**



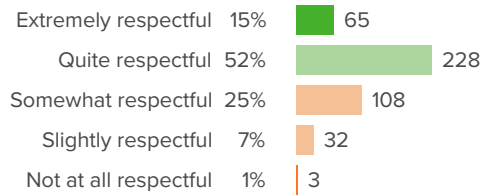
Q.5: During the past 30 days...How clearly were you able to describe your feelings?



▲ 2 from last survey

Favorable: **36%**

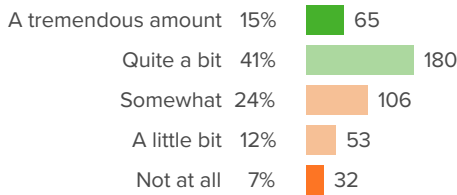
Q.6: During the past 30 days...When others disagreed with you, how respectful were you of their views?



▲ 6 from last survey

Favorable: **67%**

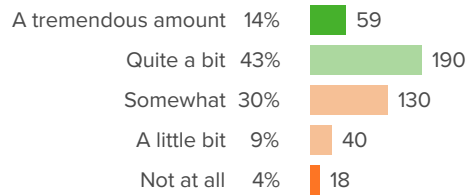
Q.7: During the past 30 days...To what extent were you able to stand up for yourself without putting others down?



▲ 5 from last survey

Favorable: **56%**

Q.8: During the past 30 days...To what extent were you able to disagree with others without starting an argument?



▲ 5 from last survey

Favorable: **57%**



Social Perspective-Taking

Your average

51%

443 responses

Change

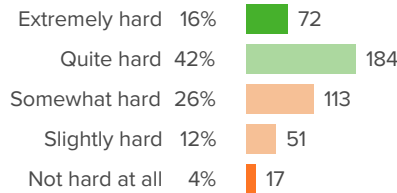
▲ 1

since last survey

District average: **50%** Colorado Springs School District
11

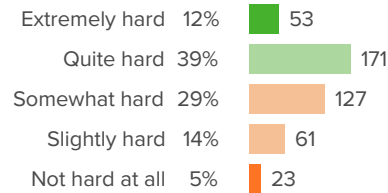
How did people respond?

Q.1: How hard do you try to understand your teachers' point of view?



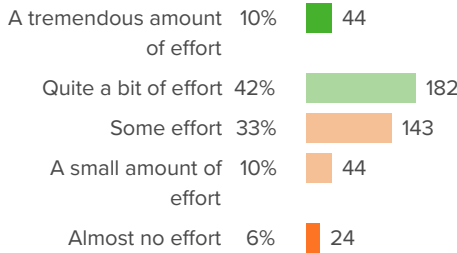
▲ 5 from last survey Favorable: **59%**

Q.2: During class, how hard do you try to understand what your teachers are feeling?



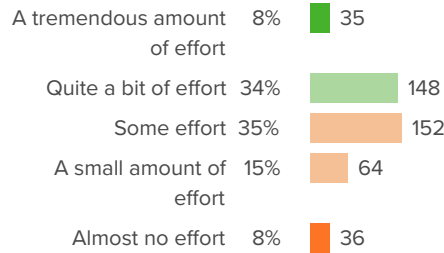
▲ 1 from last survey Favorable: **51%**

Q.3: Overall, how much effort do you put into figuring out what your teachers are thinking?



▲ 3 from last survey Favorable: **52%**

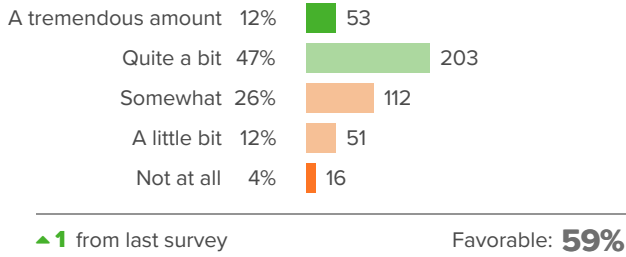
Q.4: How much effort have you put into figuring out what your teachers' goals are?



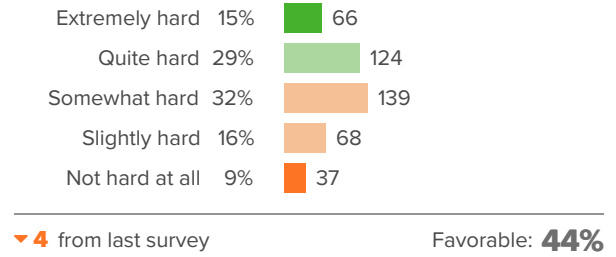
▲ 1 from last survey Favorable: **42%**



Q.5: How much do you try to understand your teachers' motivation for doing different classroom activities?



Q.6: When your teachers seem to be in a worse mood than usual, how hard do you try to understand the reasons why?





Teacher-Student Relationships

Your average

59%

443 responses

Change

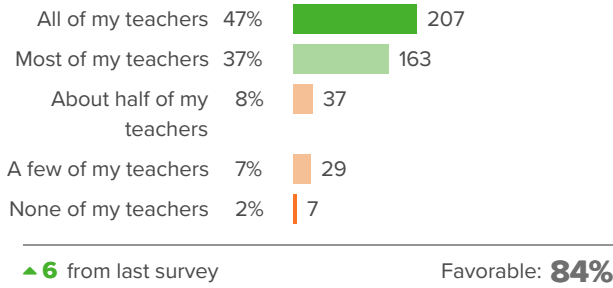
▲ 5

since last survey

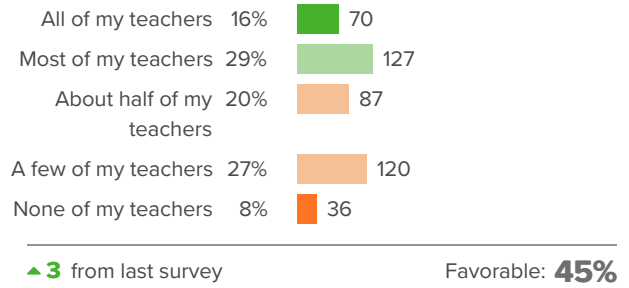
District average: **55%** Colorado Springs School District
11

How did people respond?

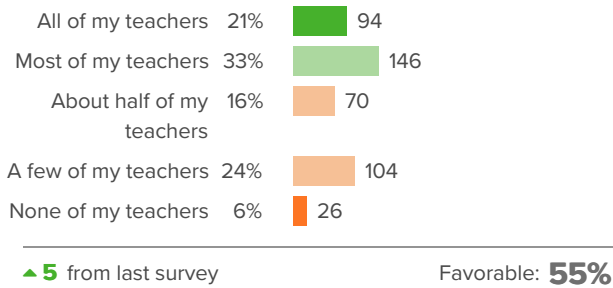
Q.1: How many of your teachers are respectful towards you?



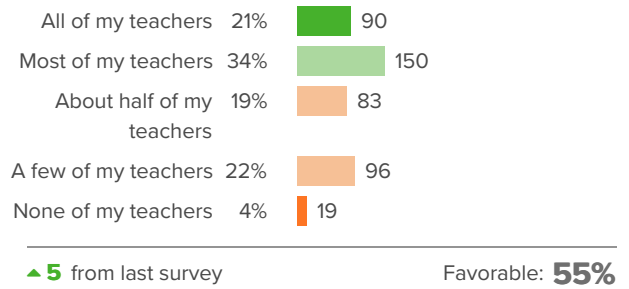
Q.2: If you walked into class upset, how many of your teachers would be concerned?



Q.3: If you came back to visit class three years from now, how many of your teachers would be excited to see you?

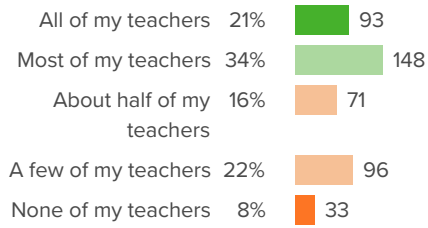


Q.4: When your teachers ask how you are doing, how many of them are really interested in your answer?





Q.5: How many of your teachers would you be excited to have again in the future?



▲ 3 from last survey

Favorable: **55%**



Background questions

How did people respond? _____

Q.1: How are you attending class?

