


New Jersey State Assessment Results



NJSLA Spring 2023 Administration

Presented October 16, 2023

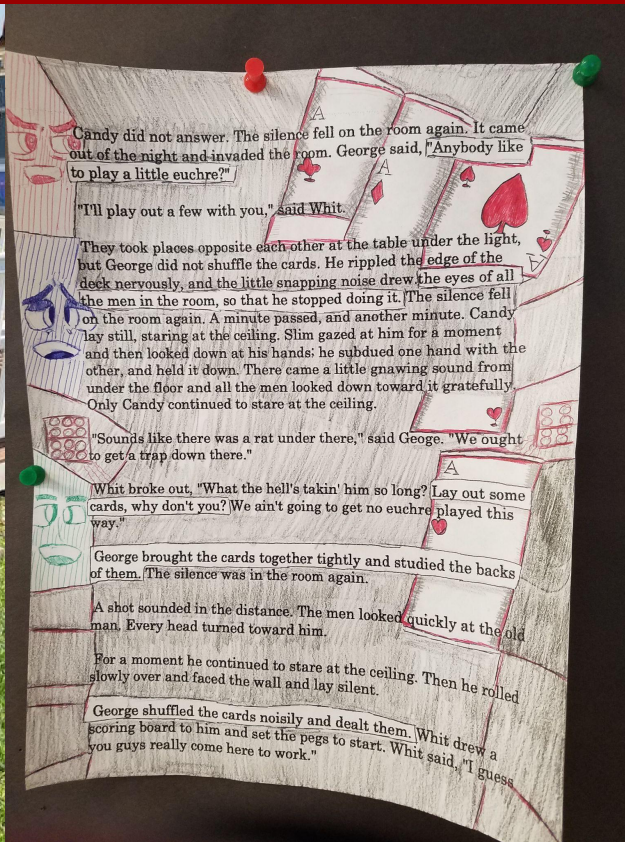


Park Ridge School District
Park Ridge, NJ

Test Scores are only a Part of the Park Ridge Story



Our students continue to actively learn



NJSLA Overview

- The NJSLA was first administered in 2019
- Replaced the PARCC exam
- Not administered in 2020 or 2021 due to COVID closures - trend analysis requires 3 years of consecutive data in the same test
- Students take NJSLA in the following grades/subjects:
 - ELA in grades 3-9
 - Math in grades 3-8, and also Algebra I, Algebra II, and Geometry
 - Science in grades 5, 8, and 11
- Statewide testing takes 180 minutes for ELA (150 for Grade 3), 180 minutes for Math, and 180 minutes for Science (240 minutes for Grade 11)

Park Ridge District Testing Rates

ELA03	96.12%	MAT03	96.15%	SCI05	96.83%
ELA04	100%	MAT04	98.92%	SCI08	100%
ELA05	96.83%	MAT05	96.83%	SCI11	98.85%
ELA06	99.01%	MAT06	99.02%		
ELA07	100%	MAT07	100%		
ELA08	99.00%	MAT08	97.56%		
ELA09	97.73%	ALG01	96.91%		
		ALG02	N/A		
		GEO	100%		

Understanding the scores - ELA/Math

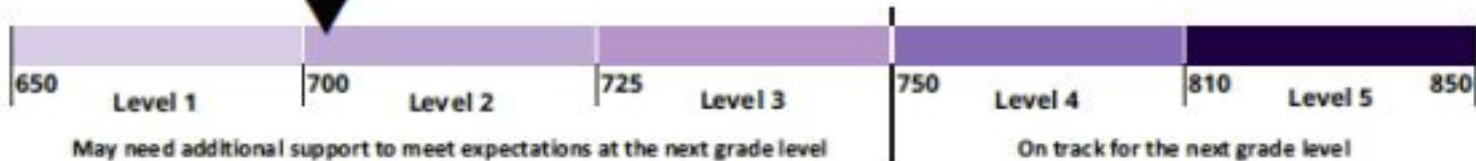
How Did FIRSTNAME Perform Overall?

Performance Level 2

- Level 5 Exceeded Expectations
- Level 4 Met Expectations
- Level 3 Approached Expectations
- Level 2 Partially Met Expectations
- Level 1 Did Not Yet Meet Expectations

Your student's score

701



For additional information regarding your student's overall performance or the use of Not-Tested or Void codes, please see the Score Interpretation Guide at <https://nj.mypearsonsupport.com>

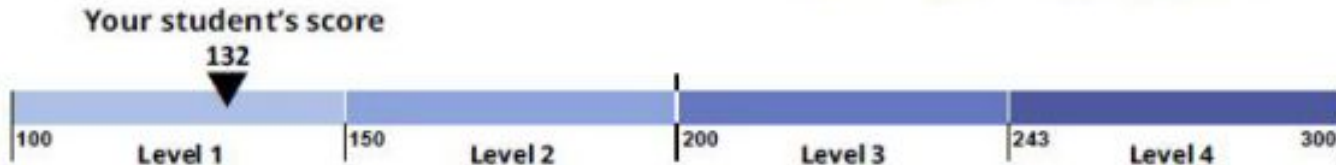
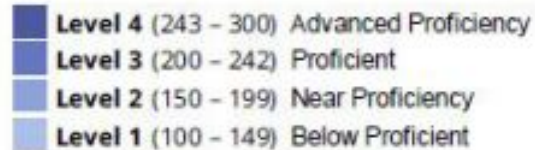
Understanding the scores - Science

How did **FIRSTNAME001** perform on the NJSLA-S?

Your student's score: **132**

Performance: **Level 1**

Below Proficient



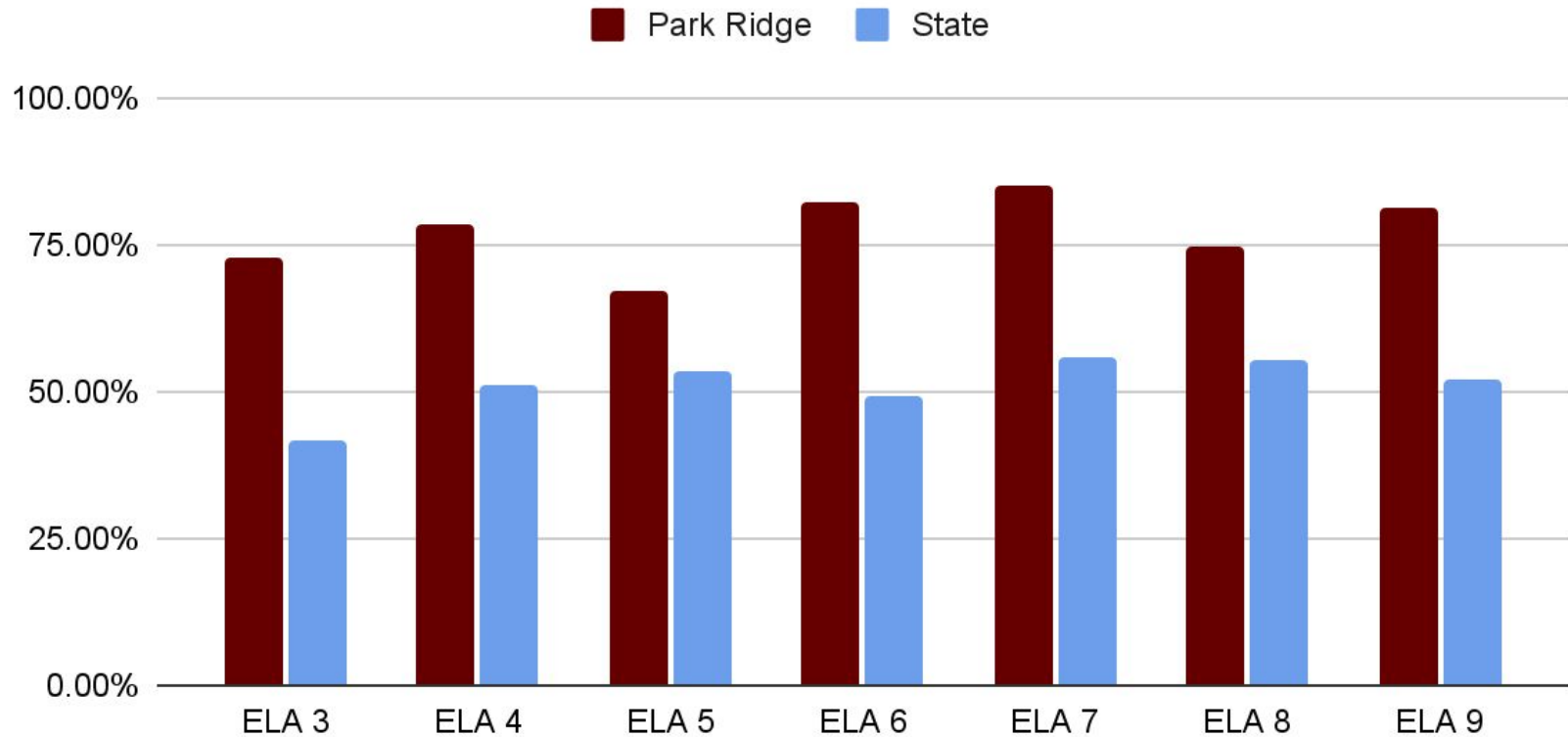
FIRSTNAME001's score on the NJSLA-S indicates that your student is at Level 1.

Students who are at Level 1 demonstrated a minimal understanding of the New Jersey Student Learning Standards-Science (NJSLS-S) by misinterpreting information from a variety of sources (e.g., text, charts, graphs, tables) and inconsistently applying the knowledge gained from scientific investigations to develop incorrect explanations or models of observed phenomena. The students had difficulty choosing and using, even with significant scaffolding, the appropriate tools to make observations and to gather, classify, and present data. The students struggled to use essential information to recognize patterns and relationships between data and designed systems. The students seldom used information to make real-world connections or predictions.

A classroom scene featuring a teacher and two young students. On the left, a young girl in a denim jacket sits on a blue and green patterned rug, holding a green toy phone to her ear while looking at an open book. In the background, wooden shelves hold blue storage bins labeled 'December', 'Biscuit', and 'Fairy Tales and Poetry'. On the right, a teacher with long dark hair sits at a wooden desk, talking to another young girl who is writing in a notebook. A green water bottle is on the desk. A large white circle with a red and yellow horizontal line is overlaid in the center, containing the text 'NJLSA-ELA Scores'.

NJLSA-ELA Scores

ELA: Percent Scoring 4 or 5

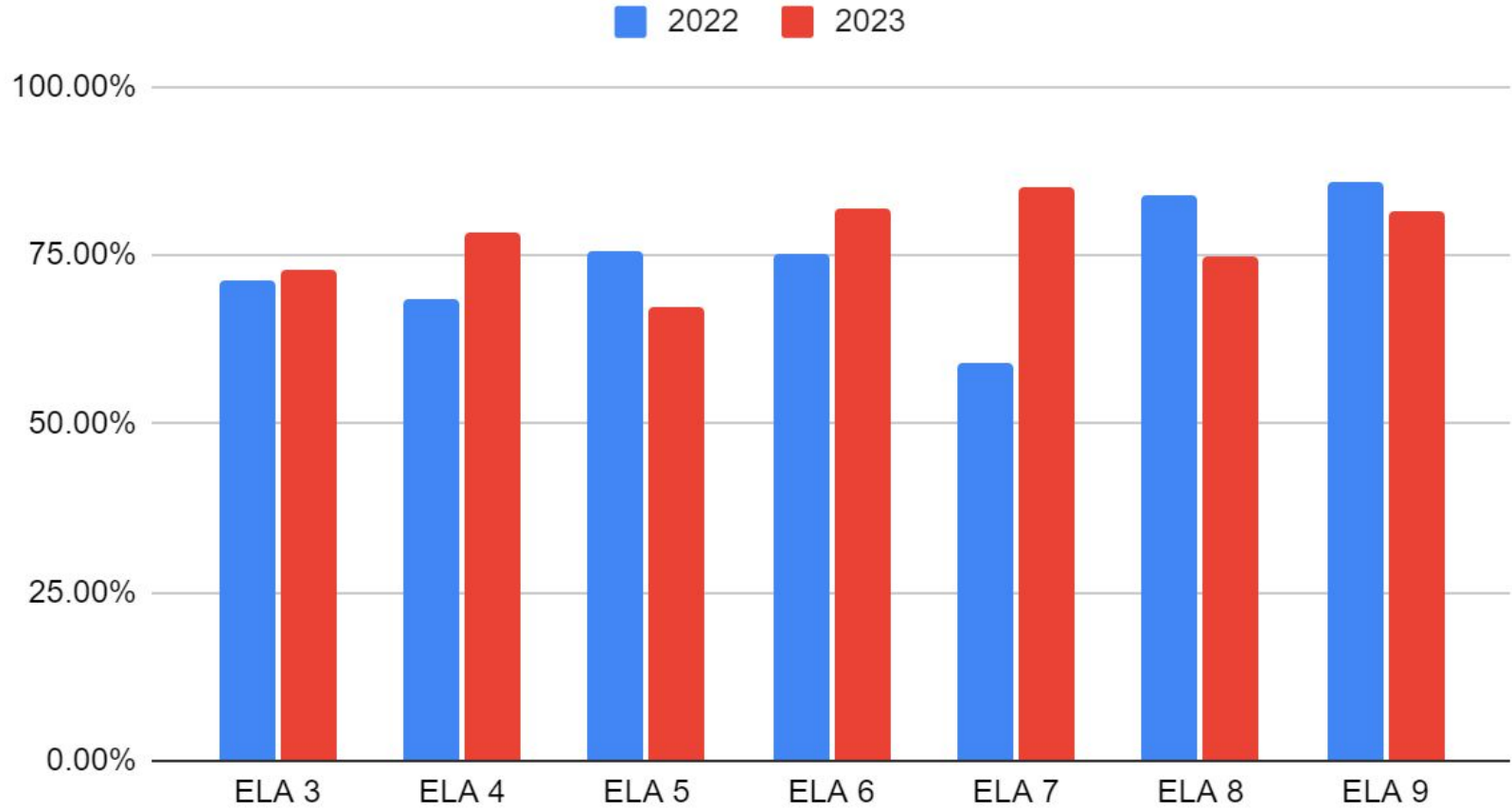


Scoring 4 or 5

ELA Score Detail

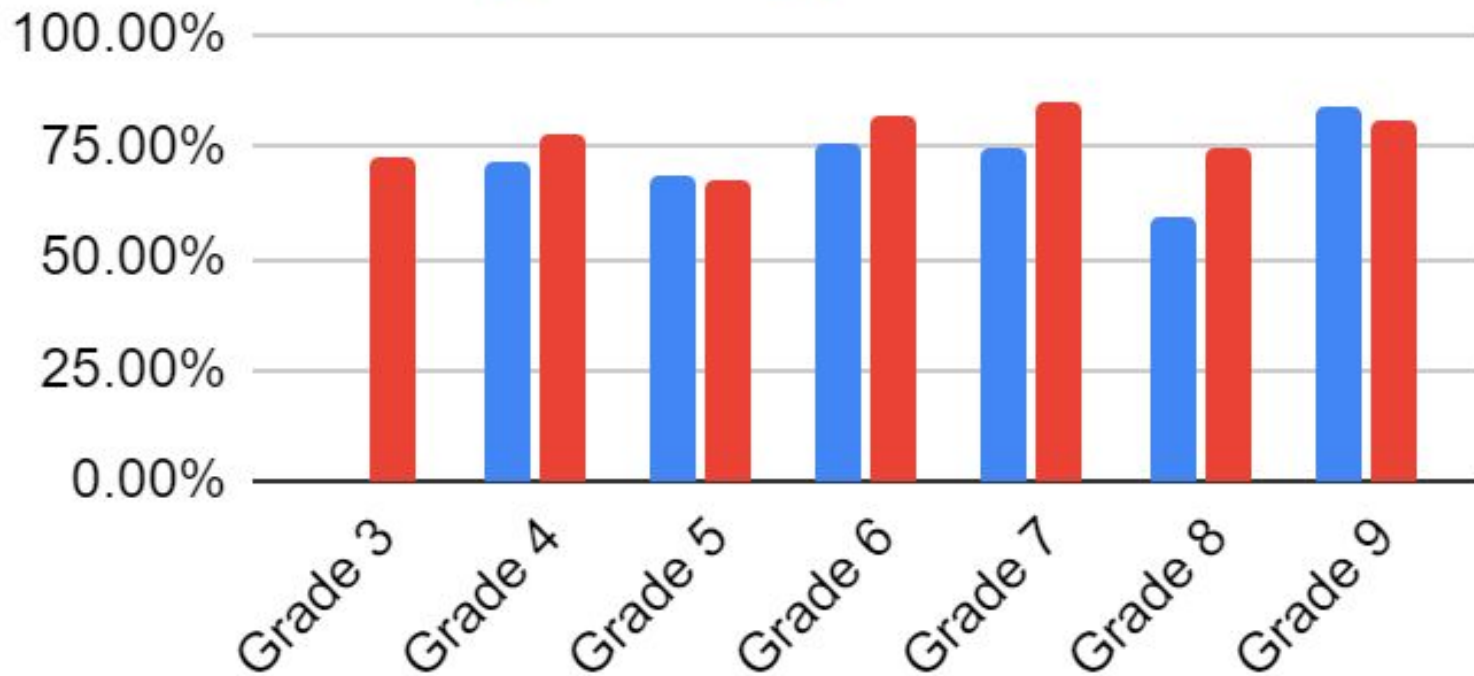
	Valid Test Scores	Not Yet Meeting (1)	Partially Meeting (2)	Approaching (3)	Meeting (4)	Exceeding (5)	District %>=4	State %>=4
Grade 3	99	4.00%	7.10%	16.20%	59.60%	13.10%	72.70%	41.90%
Grade 4	92	0.00%	2.20%	19.60%	51.10%	27.20%	78.30%	51.30%
Grade 5	61	3.30%	11.50%	18.00%	52.50%	14.80%	67.20%	53.30%
Grade 6	100	2.00%	2.00%	14.00%	66.00%	16.00%	82.00%	49.00%
Grade 7	74	0.00%	5.40%	9.50%	52.70%	32.40%	85.10%	55.70%
Grade 8	99	4.00%	12.10%	9.10%	52.50%	22.20%	74.70%	55.30%
Grade 9	86	1.20%	7.00%	10.50%	36.00%	45.30%	81.40%	52.00%

ELA Two Year Trend



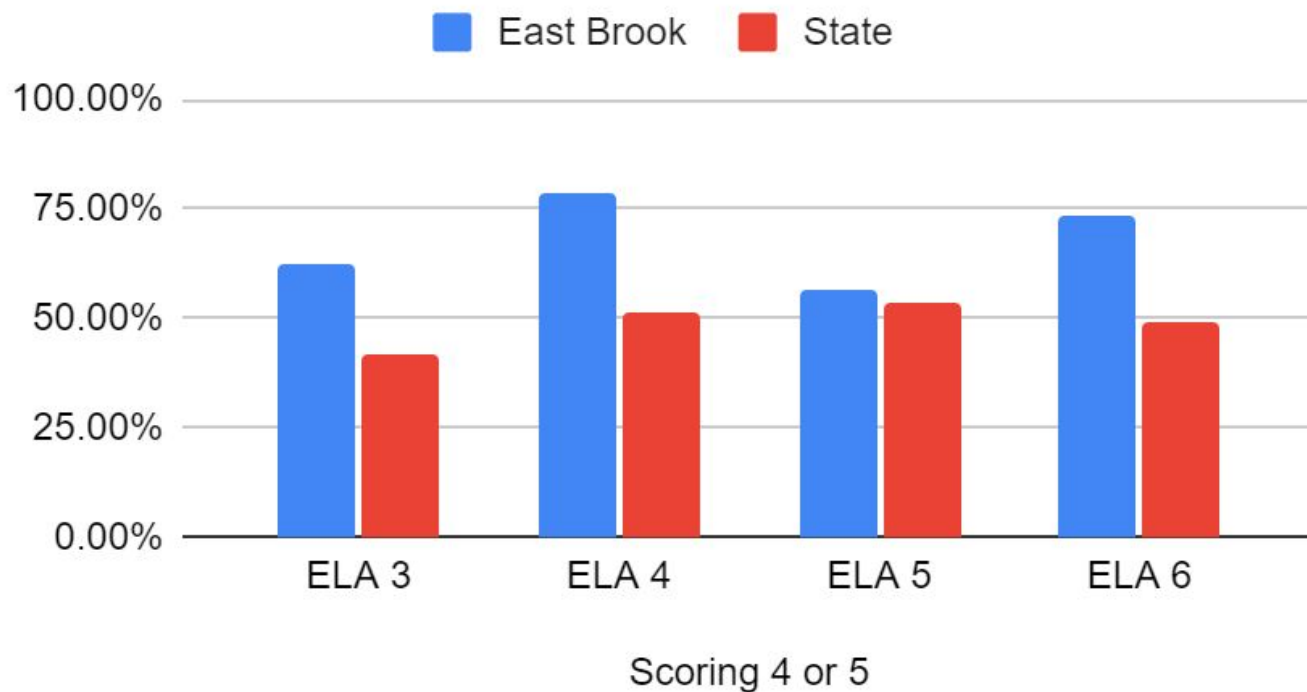
Two Year Cohorts

2022 2023



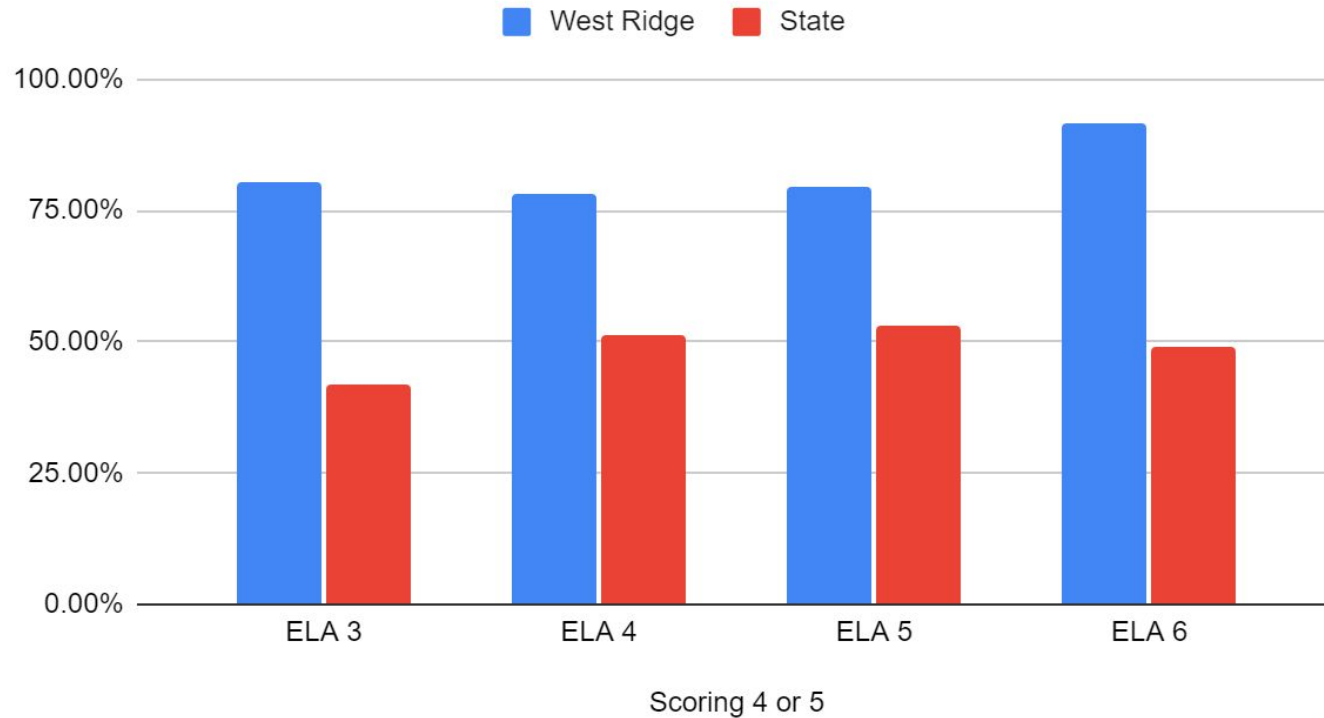
East Brook Results - ELA

East Brook and State: 4 or higher



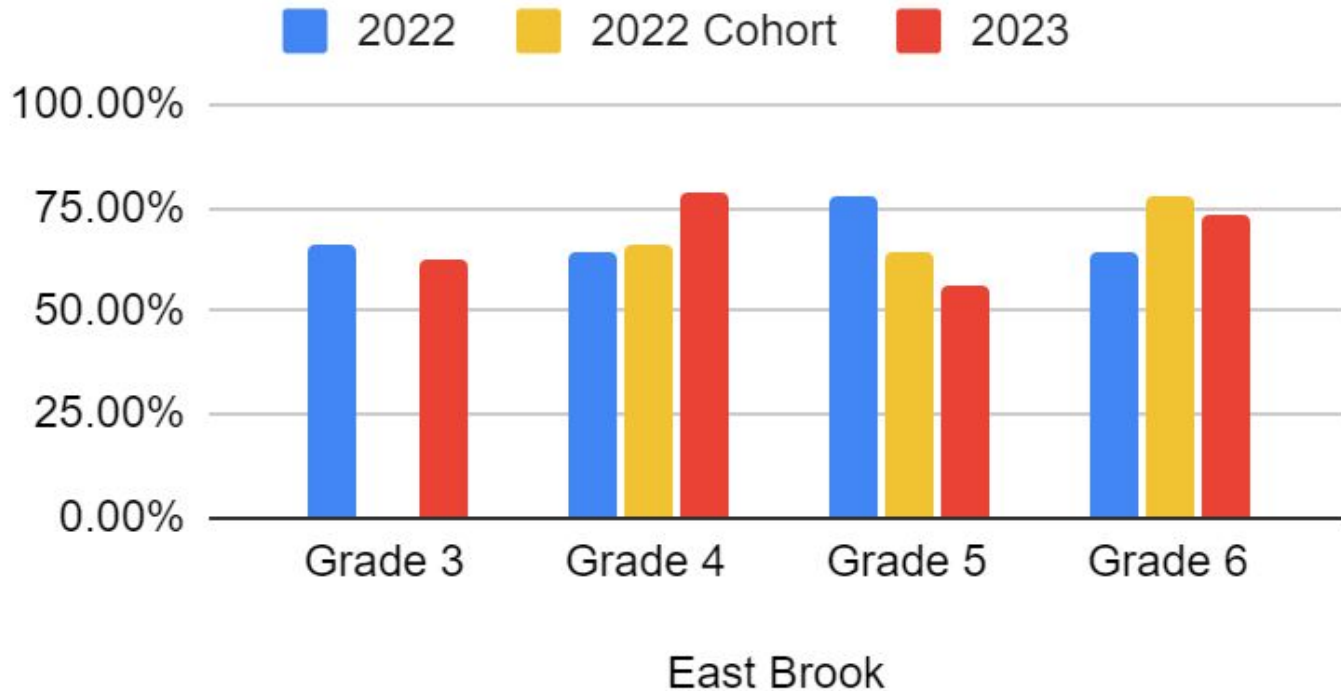
West Ridge Results - ELA

West Ridge and State: 4 or higher



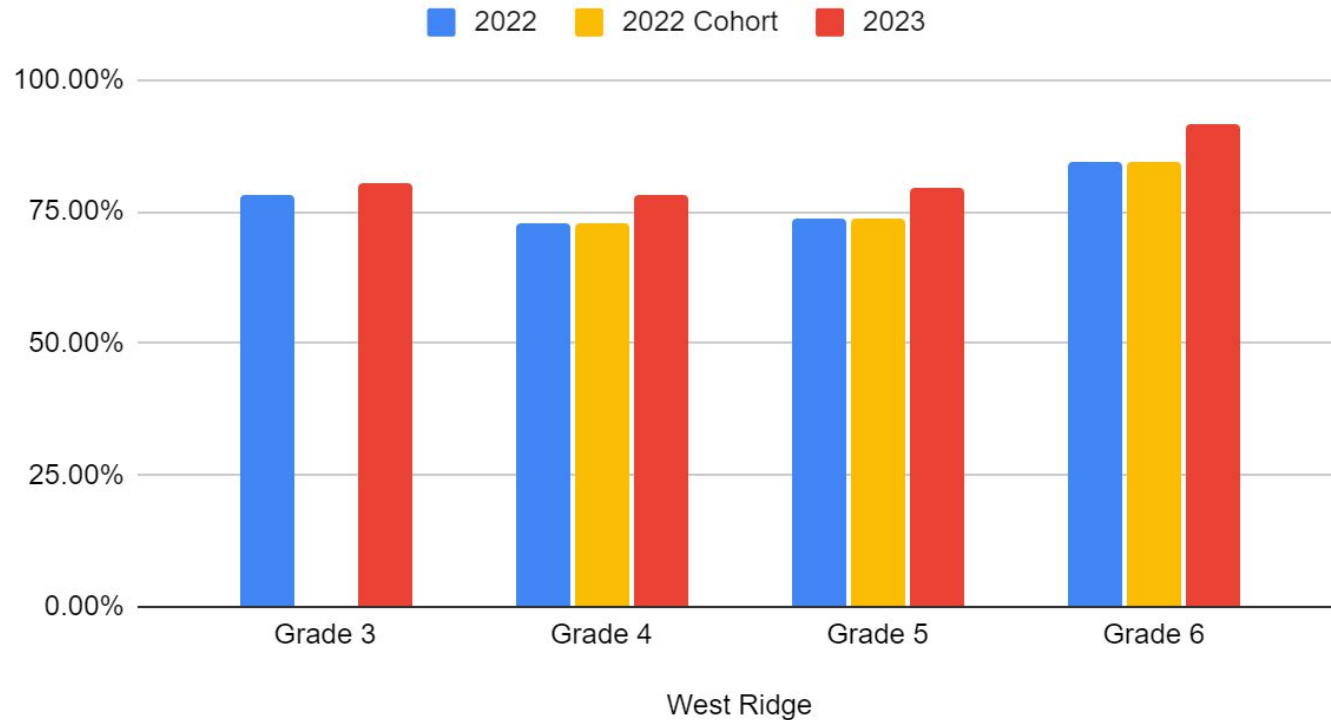
East Brook Trends

East Brook Trends



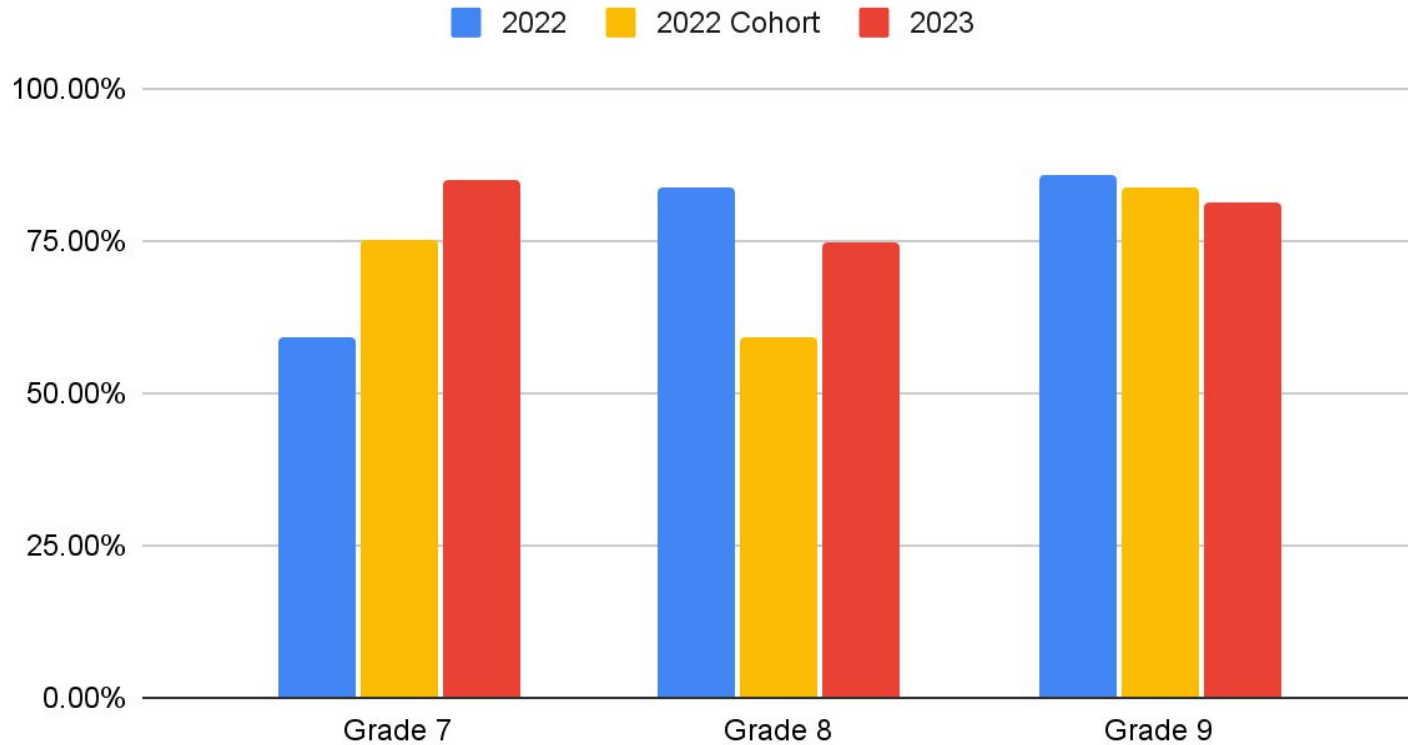
West Ridge Trends

West Ridge Trends



Grades 7-9 Trends


Grades 7-9 Trends



Subgroup Performance - ELA

Subgroup Performance and Trends, ELA

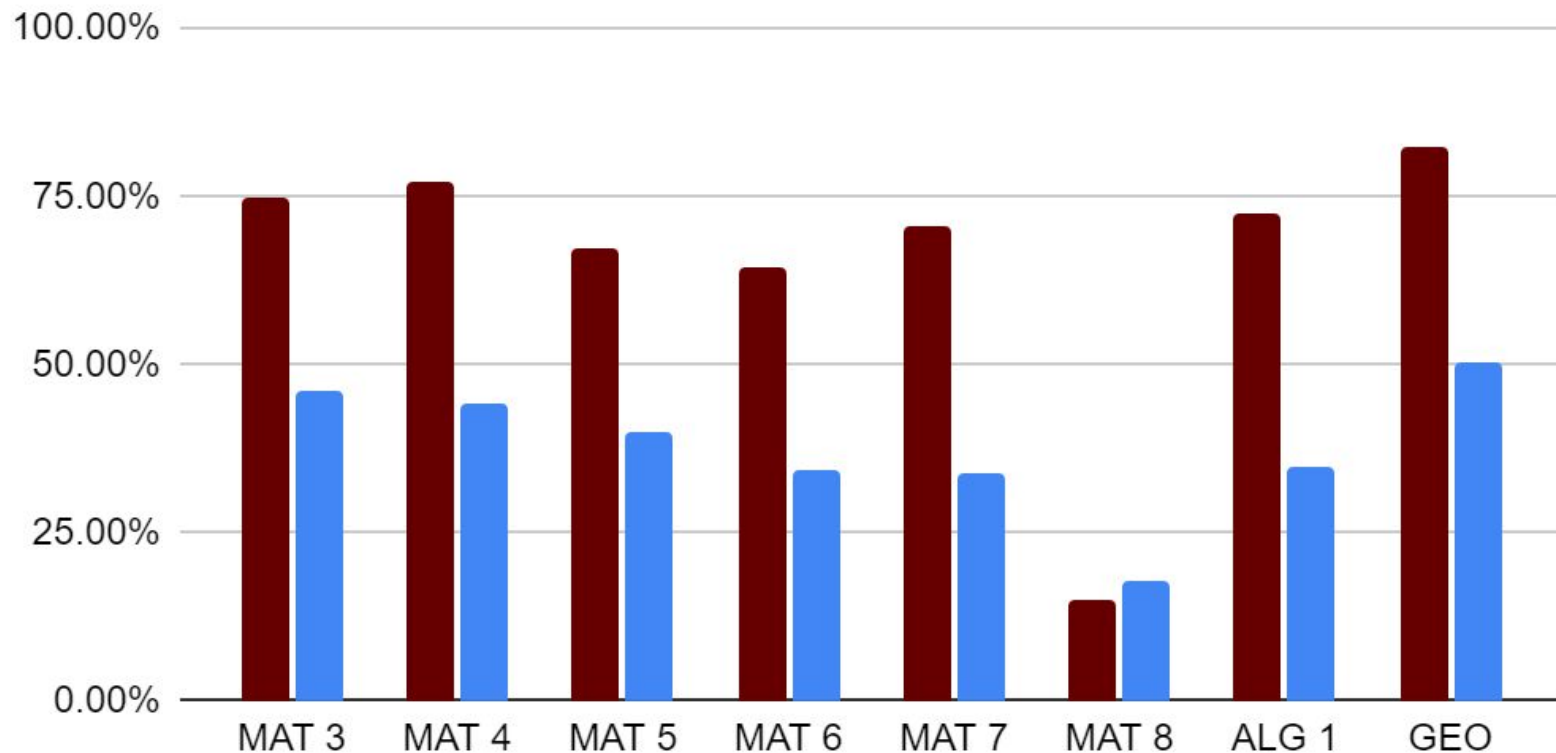




NJSLA-Math Scores

Math: Percent Scoring 4 or 5

Park Ridge State

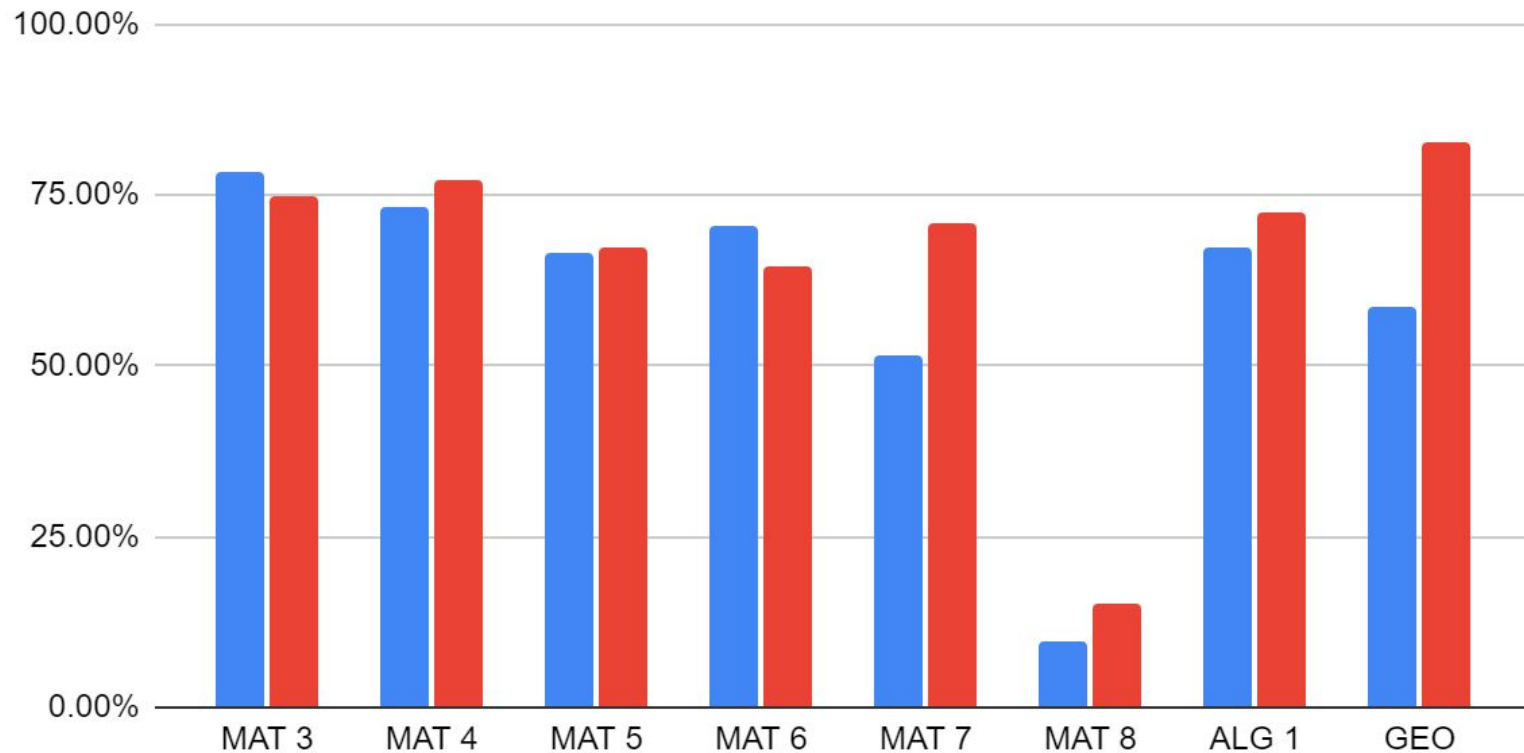


Math Score Detail

	Valid Test Scores	Not Yet Meeting (1)	Partially Meeting (2)	Approaching (3)	Meeting (4)	Exceeding (5)	District %>=4	State %>=4
Grade 3	100	2.00%	10.00%	13.00%	49.00%	26.00%	75.00%	45.90%
Grade 4	92	1.10%	4.30%	17.40%	64.10%	13.00%	77.20%	44.40%
Grade 5	61	3.30%	9.80%	19.70%	49.20%	18.00%	67.20%	40.00%
Grade 6	101	4.00%	7.90%	23.80%	55.40%	8.90%	64.40%	34.30%
Grade 7	75	0.00%	8.00%	21.30%	58.70%	12.00%	70.70%	33.80%
Grade 8	40	30.00%	30.00%	25.00%	15.00%	0.00%	15.00%	17.80%
ALG 1	94	3.20%	5.30%	19.10%	61.70%	10.60%	72.30%	35.00%
GEO	46	0.00%	2.20%	15.20%	67.40%	15.20%	82.60%	50.50%

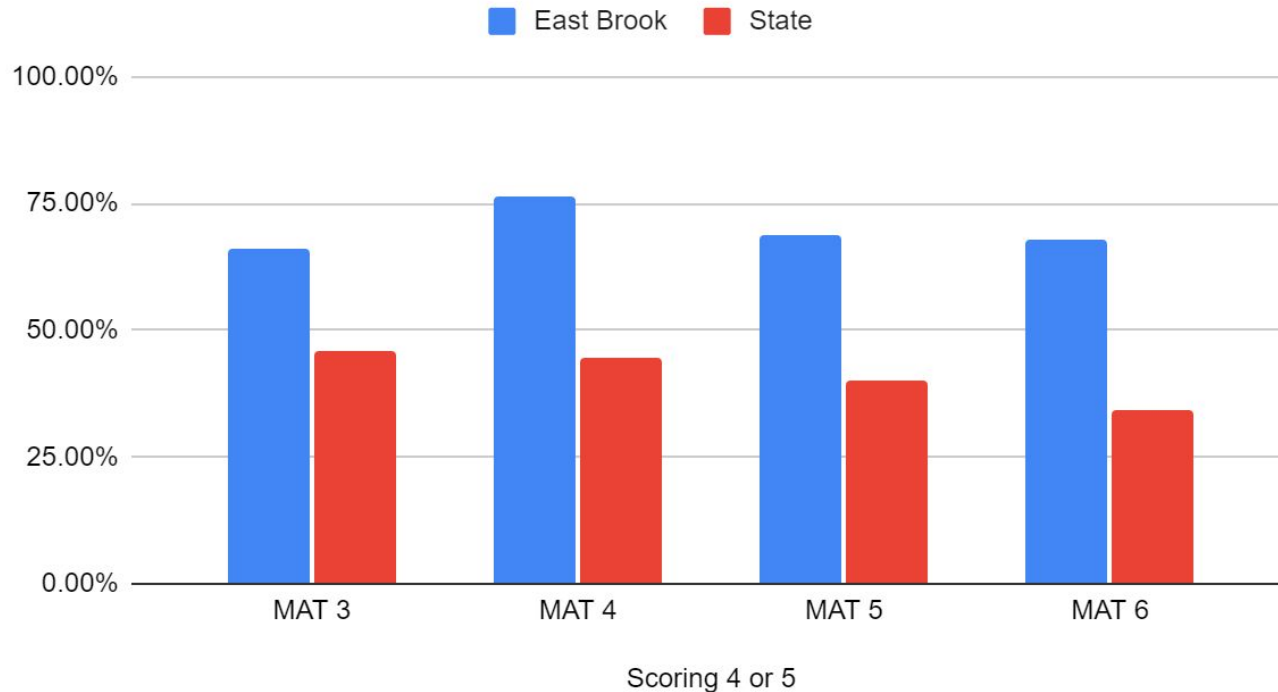
Math - Two year trend

2022 2023



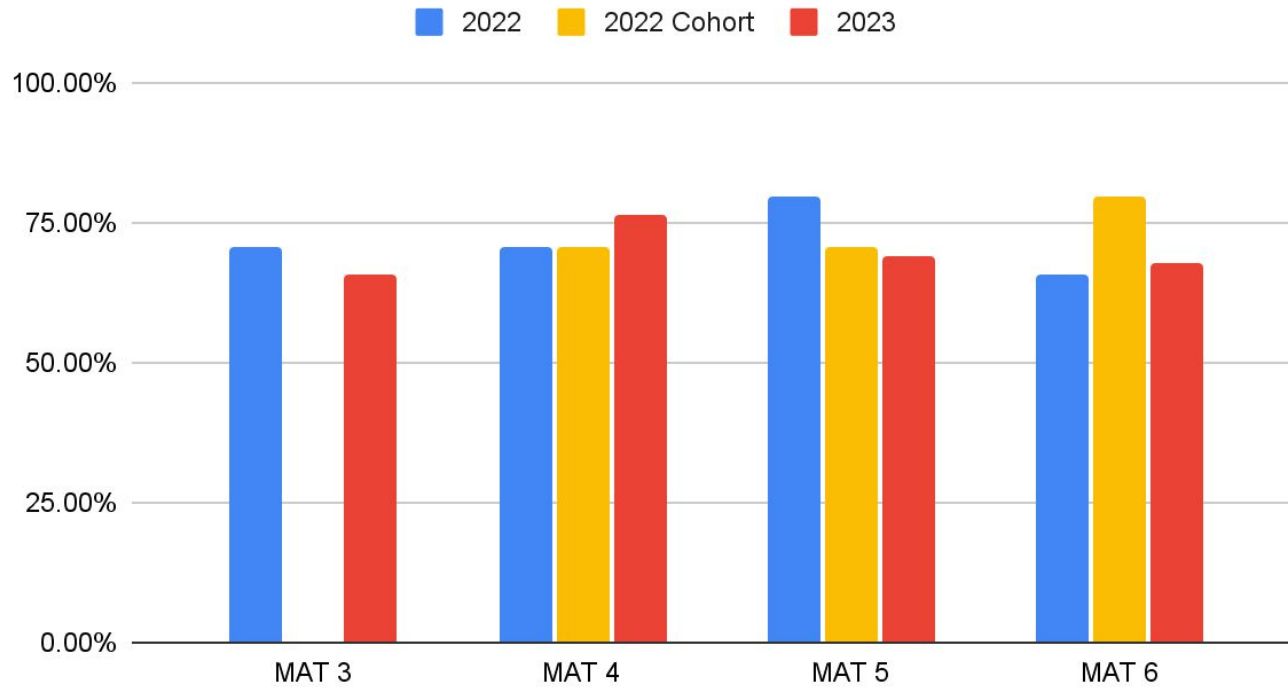
East Brook Results - Math

East Brook Math



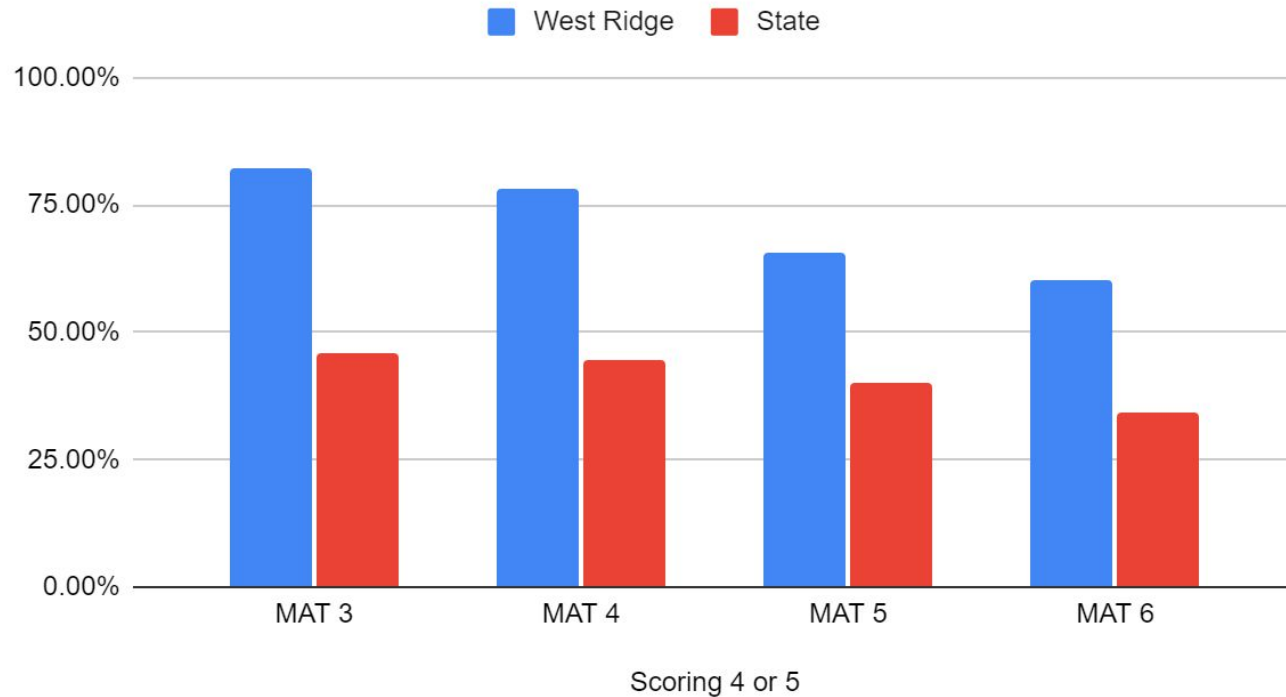
East Brook Trend

East Brook Trend



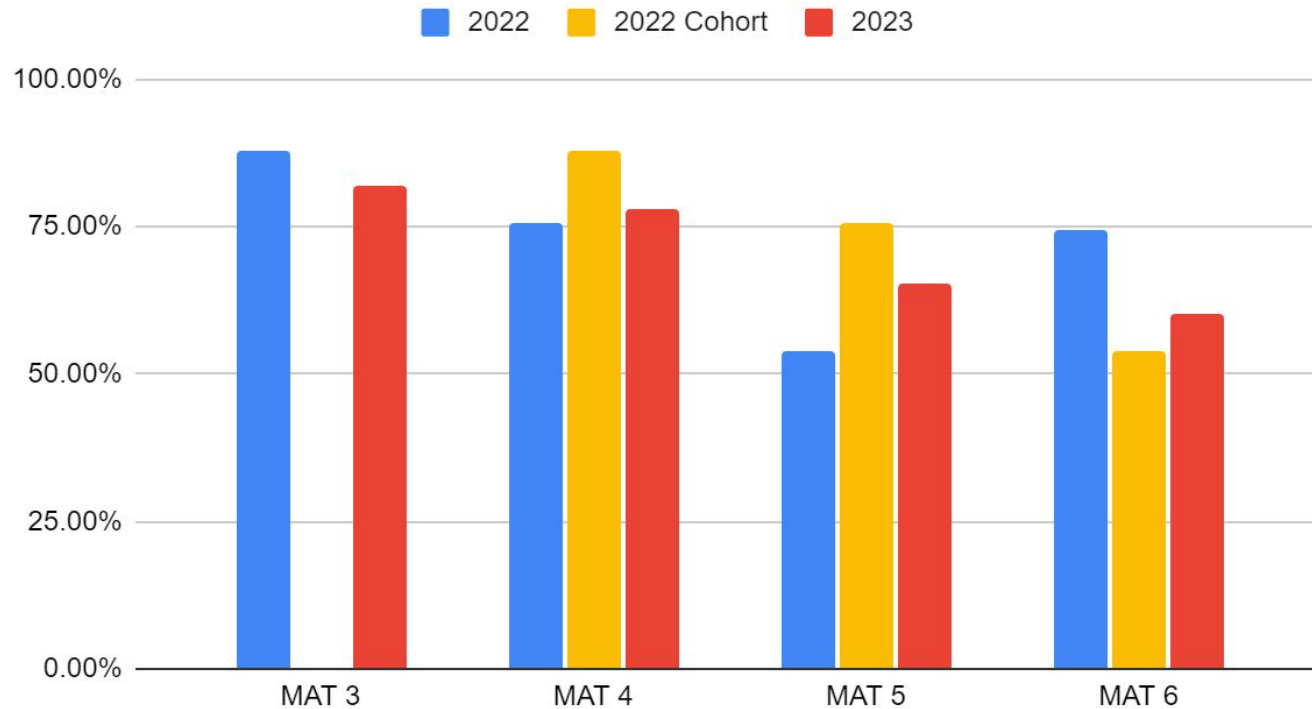
West Ridge Results - Math

West Ridge Math



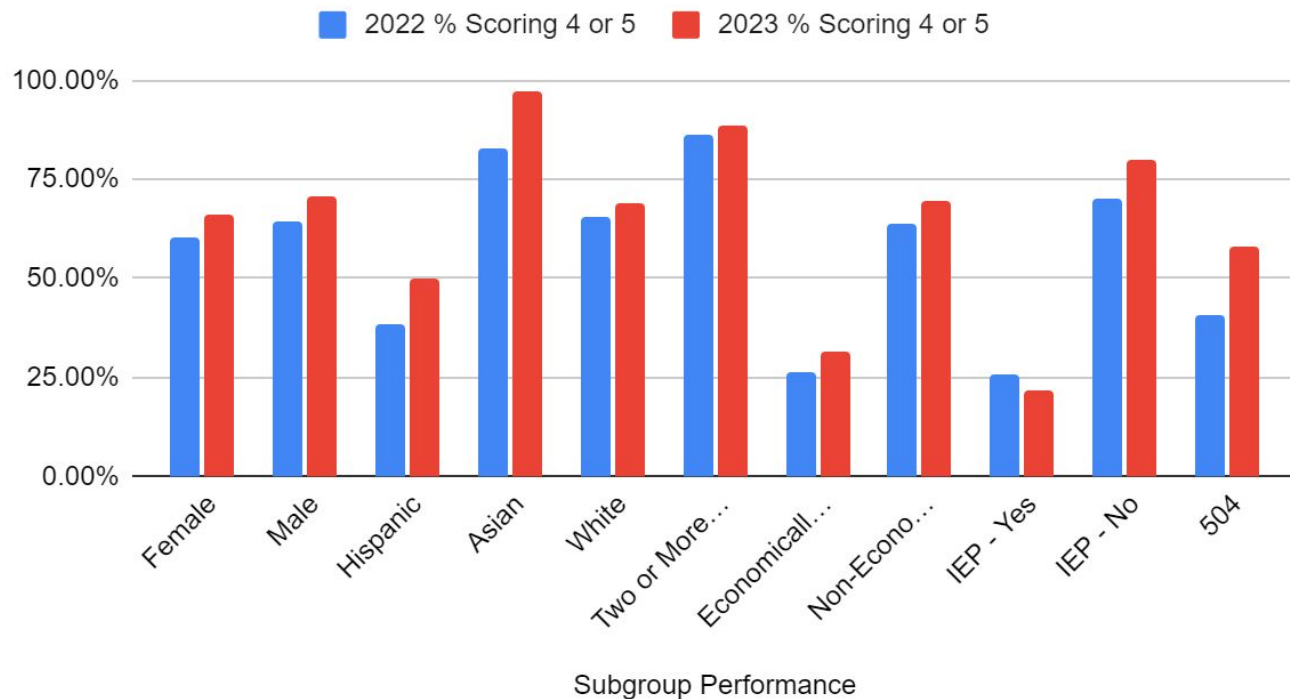
West Ridge Trend

West Ridge Trend



Subgroup Performance - Math

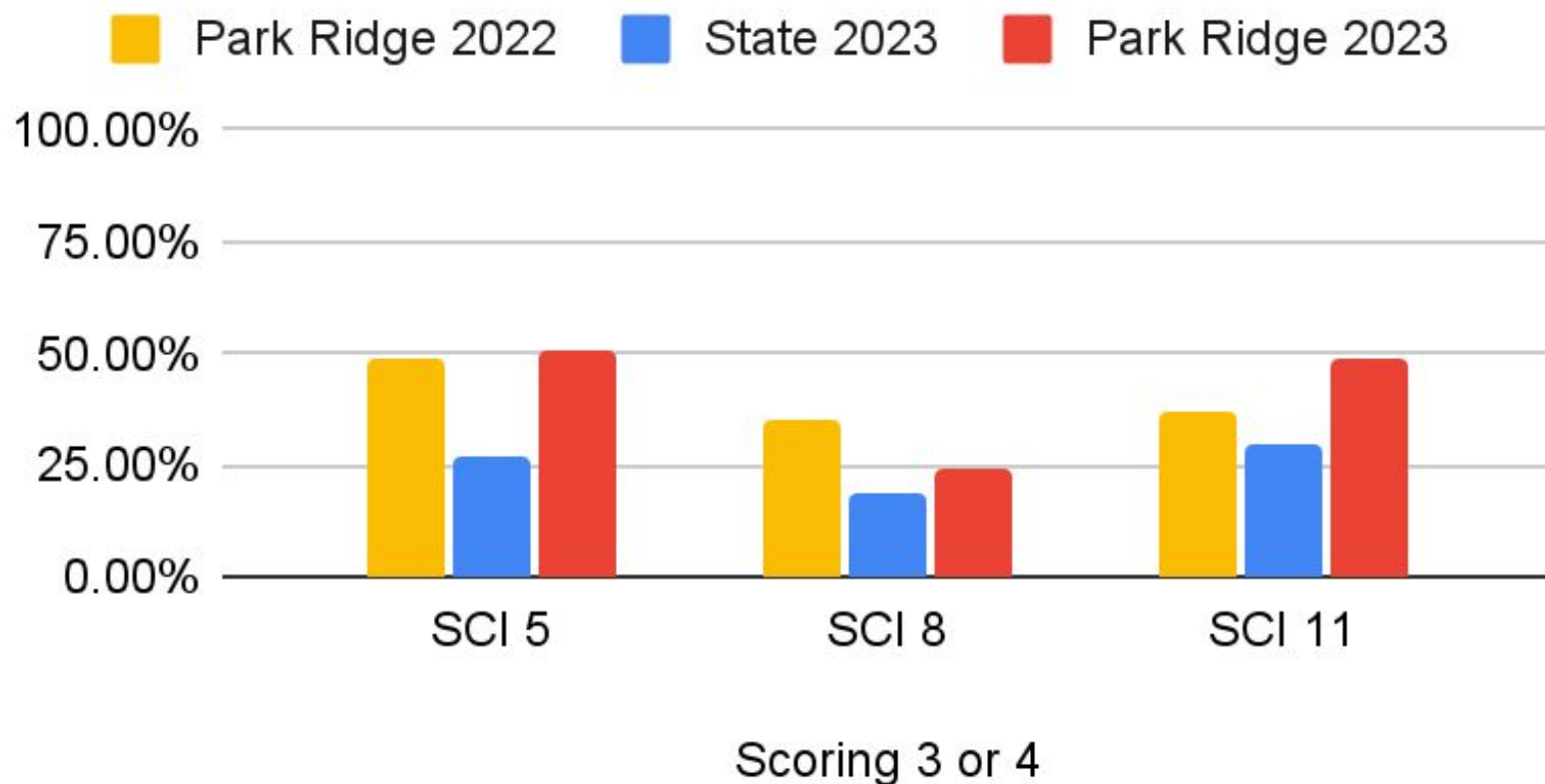
2022 % Scoring 4 or 5 and 2023 % Scoring 4 or 5





NJSLA-Science Scores

Science Results 2023 and 2022



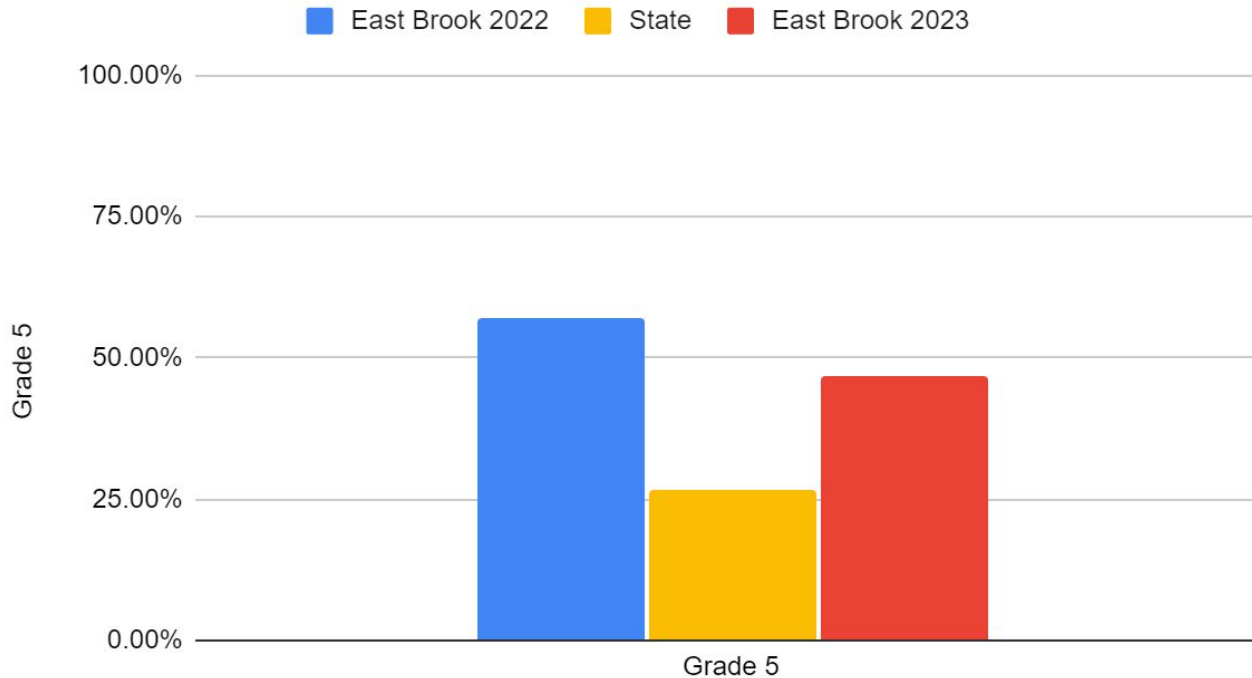
Science Score Detail

	Valid Test Scores	Not Yet Meeting (1)	Partially Meeting (2)	Approaching (3)	Meeting (4)	District %>=4	State %>=4
Grade 5	63	16.40%	32.80%	34.40%	16.40%	50.80%	26.80%
Grade 8	99	23.20%	52.50%	17.20%	7.10%	24.20%	18.50%
Grade 11	86	20.90%	30.20%	34.90%	14.00%	48.80%	29.80%

East Brook Results - Science

(Percentage scoring Proficient or higher)

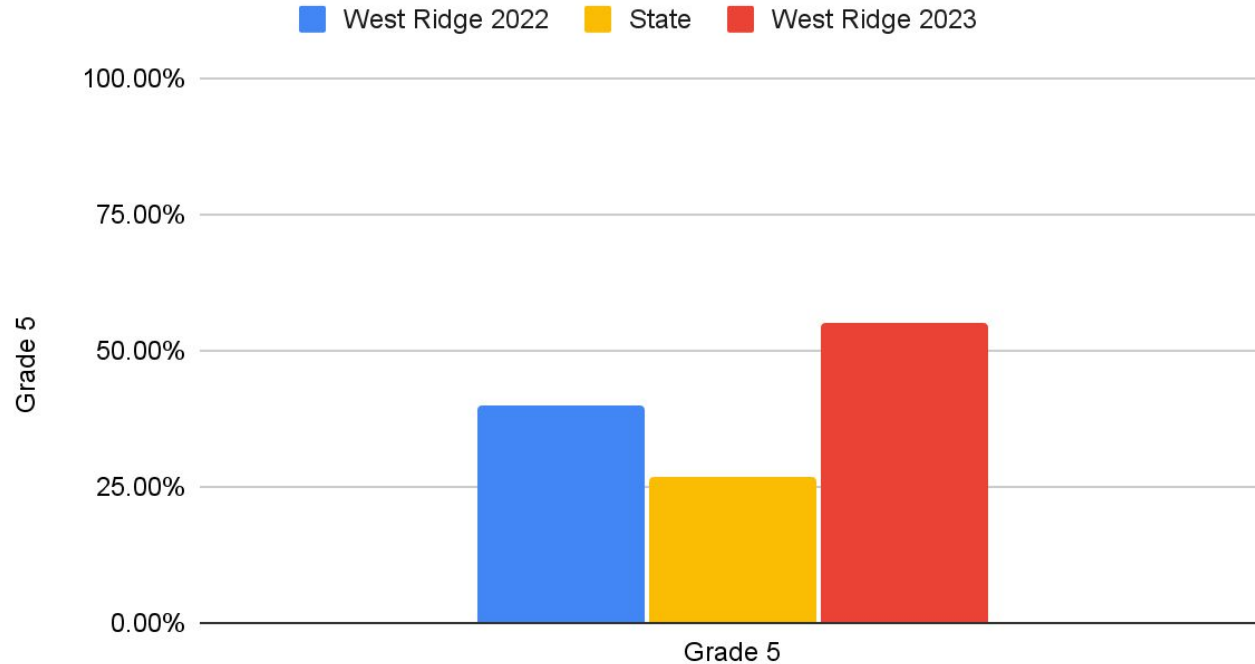
East Brook Science



West Ridge Results - Science

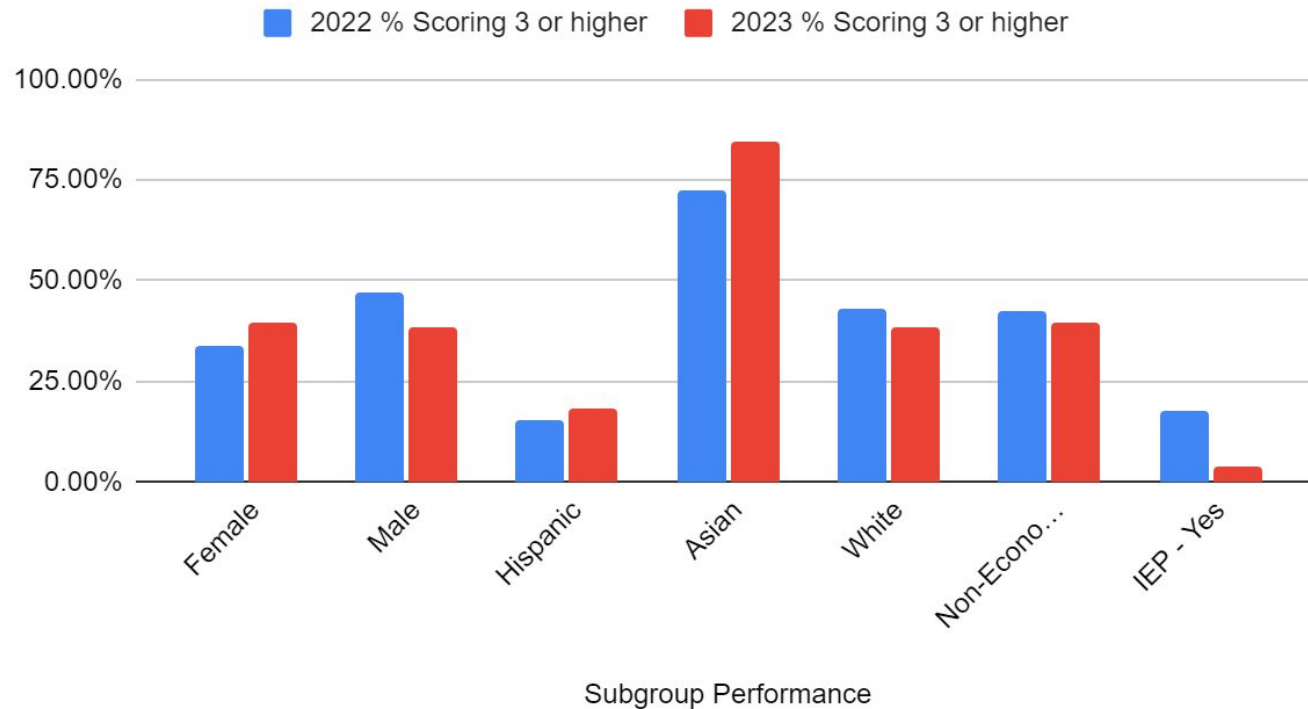
(Percentage scoring proficient or higher)

West Ridge Science



Subgroup Performance - Science

2022 % Scoring 3 or higher and 2023 % Scoring 3 or higher



Dynamic Learning Map (DLM)

The DLM is an alternative assessment given to students with significant intellectual disabilities. Like the NJSLA, it is given in the areas of English Language Arts, Mathematics and Science and qualifies students for their state/federal accountability assessments.

Students in Park Ridge took the DLM in Spring of 2023.

The number of students in Park Ridge taking the DLM is fewer than 10, so their data must be suppressed.

A photograph of a classroom. A teacher is standing at the front left, pointing at a whiteboard. Students are seated at desks with laptops open. The text 'Park Ridge continues to grow' is overlaid in large white font on the left side of the image.

Park Ridge continues to grow

- New AP Environmental science course at HS
- New sequence for marketing/business in place at PRHS
- Amplify science trial, K-6
- Revamping our I&RS procedures district-wide
- Partnered with Ramapo College for student-teachers in the district
- Continuation of our K-8, and K-12 articulation discussions
- New NJ standards in ELA and math means we will review these core classes, starting this year

Park Ridge Initiatives - Literacy/Phonics initiatives in K-6

- Training in IMSE (Orton-Gillingham) - working on K-3 to get everyone trained
- K, 1, and 2 using Heggerty phonemic awareness program to grow student skills
- Starting to use more IMSE materials/programs
- Developing in-house progress-monitor system (particularly in K-1)
- All assessments are aligned with Heggerty and IMSE materials used in class
- Results of the assessments will be used for grouping and identifying learning gaps and guiding instruction
- We have already seen the results of growth in phonics! (Particularly when evaluating students for BSI)
- Developed a 3rd grade phonics/morphology scope and sequence
- Grades 4, 5, and 6 - training in morphology has begun (including in-house training)
- We are continuing to adapt our BSI and I&RS procedures to serve our most needy students

Park Ridge Initiatives - Teacher PD and Grant Funding

- Our teachers have taken advantage of many PD opportunities and continue to seek out training, both in-house and from out of district
- Continued using our own teachers to lead PD discussions for their colleagues
- Teachers taking 35 classes through the Northern Valley Curriculum Center - including courses on Collaborative teaching, Phonics, Math skills, Science instruction, and active/problem-based strategies
- Partnership with The Madison Institute to provide high-quality PD in SEL, Reading, Mathematical thinking, and Instructional Design
- Using our ARP and ESEA funding to provide our opportunities

Questions?

Contact:

Patrick D. Bernardo

Director of Curriculum, Instruction, and Technology

201.573.6000 ext. 5409

patrickbernardo@parkridge.k12.nj.us
