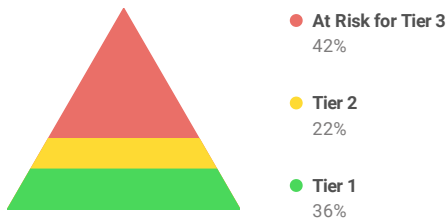


# Diagnostic Results

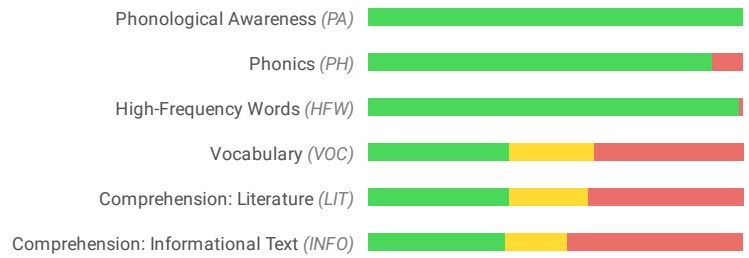
**School** CARMICHAEL MIDDLE SCHOOL  
**Subject** Reading  
**Academic Year** 2023 - 2024  
**Diagnostic** Most Recent  
**Prior Diagnostic** None  
**Placement Definition** Standard View

Students Assessed/Total: **787/803**

## Overall Placement



## Placement By Domain



Switch Table View

## Placement Summary

Show Results By

Grade

Showing 3 of 3

Grade	Overall Grade-Level Placement	Students Assessed/Total
Grade 6		256/257
Grade 7		266/275
Grade 8		265/271

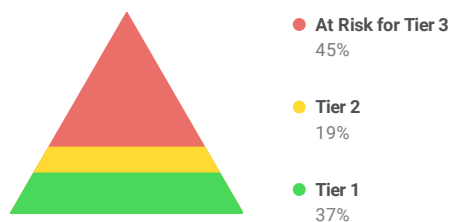


# Diagnostic Results

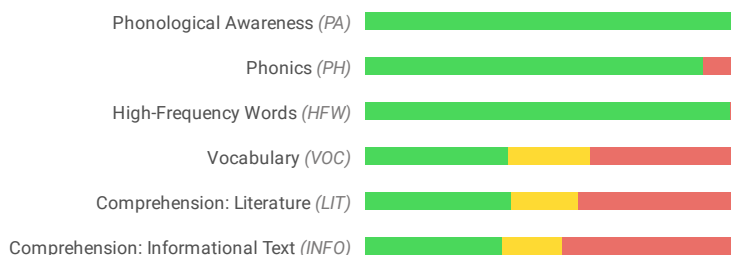
**School** CHIEF JOSEPH MIDDLE SCHOOL  
**Subject** Reading  
**Academic Year** 2023 - 2024  
**Diagnostic** Most Recent  
**Prior Diagnostic** None  
**Placement Definition** Standard View

Students Assessed/Total: 643/669

## Overall Placement



## Placement By Domain



Switch Table View

## Placement Summary

Show Results By

Grade

Showing 3 of 3

Grade	Overall Grade-Level Placement	Students Assessed/Total
Grade 6		229/239
Grade 7		202/207
Grade 8		212/223

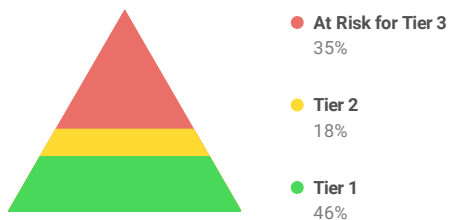


# Diagnostic Results


**School** ENTERPRISE MIDDLE SCHOOL  
**Subject** Reading  
**Academic Year** 2023 - 2024  
**Diagnostic** Most Recent  
**Prior Diagnostic** None  
**Placement Definition** Standard View

Students Assessed/Total: 692/714

## Overall Placement



## Placement By Domain



Switch Table View

## Placement Summary

Show Results By

Grade

Showing 3 of 3

Grade	Overall Grade-Level Placement	Students Assessed/Total
Grade 6	<div style="display: flex; justify-content: space-between;"> <span>48%</span> <span>20%</span> <span>32%</span> </div>	236/245
Grade 7	<div style="display: flex; justify-content: space-between;"> <span>45%</span> <span>16%</span> <span>39%</span> </div>	245/254
Grade 8	<div style="display: flex; justify-content: space-between;"> <span>46%</span> <span>19%</span> <span>34%</span> </div>	211/215

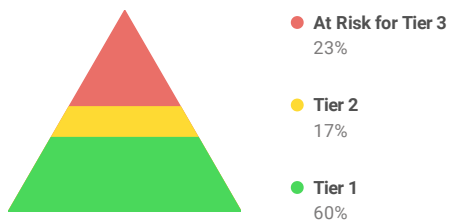


# Diagnostic Results


**School** LEONA LIBBY MIDDLE SCHOOL  
**Subject** Reading  
**Academic Year** 2023 - 2024  
**Diagnostic** Most Recent  
**Prior Diagnostic** None  
**Placement Definition** Standard View

Students Assessed/Total: **817/821**

## Overall Placement



## Placement By Domain



Switch Table View

## Placement Summary

Show Results By

Grade

Showing 3 of 3

Grade	Overall Grade-Level Placement	Students Assessed/Total
Grade 6	<div style="display: flex; justify-content: space-between;"> <span>61%</span> <span>19%</span> <span>20%</span> </div>	268/272
Grade 7	<div style="display: flex; justify-content: space-between;"> <span>57%</span> <span>18%</span> <span>24%</span> </div>	266/266
Grade 8	<div style="display: flex; justify-content: space-between;"> <span>62%</span> <span>13%</span> <span>25%</span> </div>	283/283

