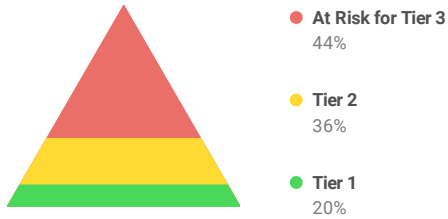


# Diagnostic Results

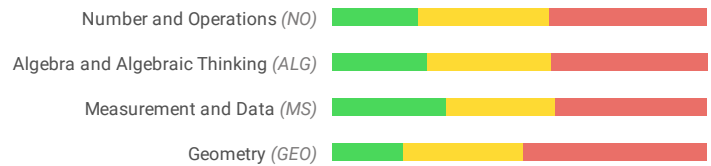
**School** CARMICHAEL MIDDLE SCHOOL  
**Subject** Math  
**Academic Year** 2023 - 2024  
**Diagnostic** Most Recent  
**Prior Diagnostic** None  
**Placement Definition** Standard View

Students Assessed/Total: 734/757

## Overall Placement



## Placement By Domain



Switch Table View

### Placement Summary

Show Results By

Grade

Showing 3 of 3

Grade	Overall Grade-Level Placement	Students Assessed/Total
Grade 6		256/257
Grade 7		247/261
Grade 8		231/239

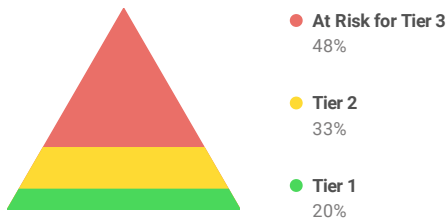


# Diagnostic Results

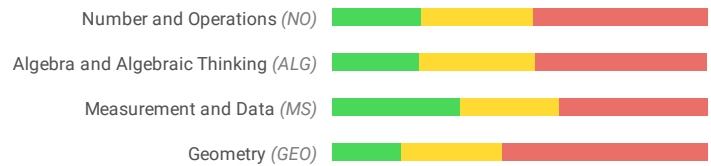
**School** CHIEF JOSEPH MIDDLE SCHOOL  
**Subject** Math  
**Academic Year** 2023 - 2024  
**Diagnostic** Most Recent  
**Prior Diagnostic** None  
**Placement Definition** Standard View

Students Assessed/Total: 604/636

## Overall Placement



## Placement By Domain



Switch Table View

### Placement Summary

Show Results By

Grade

Showing 3 of 3

Grade	Overall Grade-Level Placement	Students Assessed/Total
Grade 6		232/239
Grade 7		186/192
Grade 8		186/205

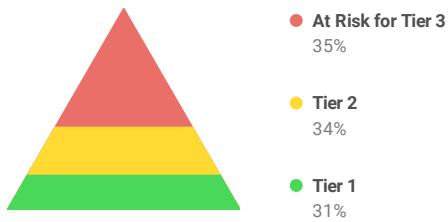


# Diagnostic Results


**School** ENTERPRISE MIDDLE SCHOOL  
**Subject** Math  
**Academic Year** 2023 - 2024  
**Diagnostic** Most Recent  
**Prior Diagnostic** None  
**Placement Definition** Standard View

Students Assessed/Total: **695/713**

## Overall Placement



## Placement By Domain



Switch Table View

## Placement Summary

Show Results By

Grade

Showing 3 of 3

Grade	Overall Grade-Level Placement	Students Assessed/Total
Grade 6	<div style="display: flex; justify-content: space-between;"> <span>36%</span> <span>36%</span> <span>27%</span> </div>	237/245
Grade 7	<div style="display: flex; justify-content: space-between;"> <span>28%</span> <span>34%</span> <span>37%</span> </div>	251/254
Grade 8	<div style="display: flex; justify-content: space-between;"> <span>28%</span> <span>30%</span> <span>42%</span> </div>	207/214

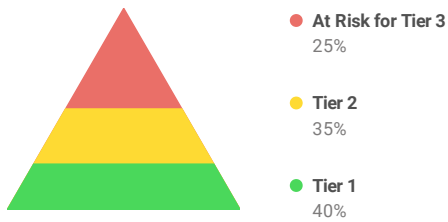


# Diagnostic Results


**School** LEONA LIBBY MIDDLE SCHOOL  
**Subject** Math  
**Academic Year** 2023 - 2024  
**Diagnostic** Most Recent  
**Prior Diagnostic** None  
**Placement Definition** Standard View

Students Assessed/Total: **679/686**

## Overall Placement



## Placement By Domain



Switch Table View

## Placement Summary

Show Results By

Grade

Showing 3 of 3

Grade	Overall Grade-Level Placement	Students Assessed/Total
Grade 6	<div style="display: flex; justify-content: space-between;"> <span>55%</span> <span>29%</span> <span>16%</span> </div>	267/271
Grade 7	<div style="display: flex; justify-content: space-between;"> <span>40%</span> <span>38%</span> <span>22%</span> </div>	231/233
Grade 8	<div style="display: flex; justify-content: space-between;"> <span>17%</span> <span>41%</span> <span>42%</span> </div>	181/182

