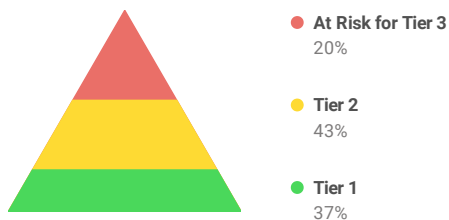


Diagnostic Results

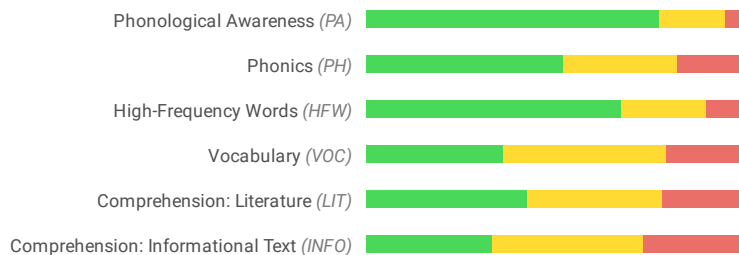
School BADGER MOUNTAIN ELEM SCHOOL
Subject Reading
Academic Year 2023 - 2024
Diagnostic Most Recent
Prior Diagnostic None
Placement Definition Standard View

Students Assessed/Total: 571/592

Overall Placement



Placement By Domain



Switch Table View

Placement Summary

Show Results By

Grade

Showing 6 of 6

Grade	Overall Grade-Level Placement	Students Assessed/Total
Grade K		82/94
Grade 1		94/99
Grade 2		106/108
Grade 3		104/105
Grade 4		79/80
Grade 5		106/106

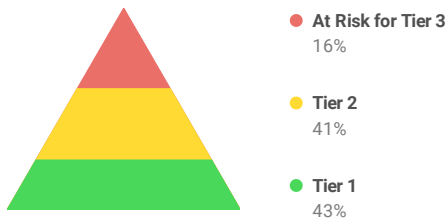


Diagnostic Results

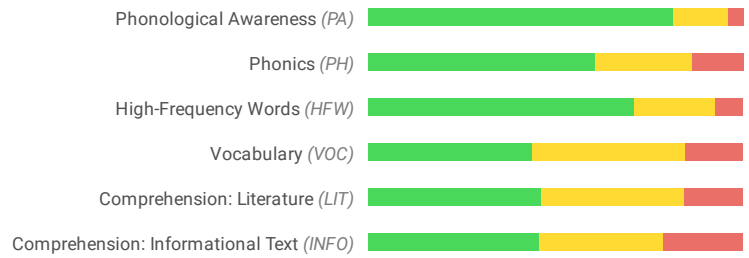
School DESERT SKY ELEM SCHOOL
Subject Reading
Academic Year 2023 - 2024
Diagnostic Most Recent
Prior Diagnostic None
Placement Definition Standard View

Students Assessed/Total: **423/426**

Overall Placement



Placement By Domain



Switch Table View

Placement Summary

Show Results By

Grade

Showing 6 of 6

Grade	Overall Grade-Level Placement	Students Assessed/Total
Grade K	<div style="display: flex; justify-content: space-between;"> 42% 58% </div>	66/67
Grade 1	<div style="display: flex; justify-content: space-between;"> 20% 71% 9% </div>	70/70
Grade 2	<div style="display: flex; justify-content: space-between;"> 47% 34% 19% </div>	77/78
Grade 3	<div style="display: flex; justify-content: space-between;"> 55% 25% 20% </div>	71/72
Grade 4	<div style="display: flex; justify-content: space-between;"> 48% 33% 19% </div>	75/75
Grade 5	<div style="display: flex; justify-content: space-between;"> 47% 27% 27% </div>	64/64

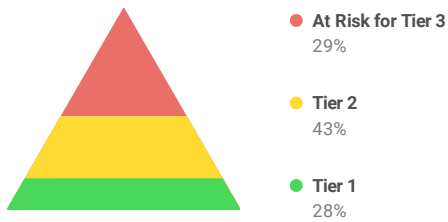


Diagnostic Results

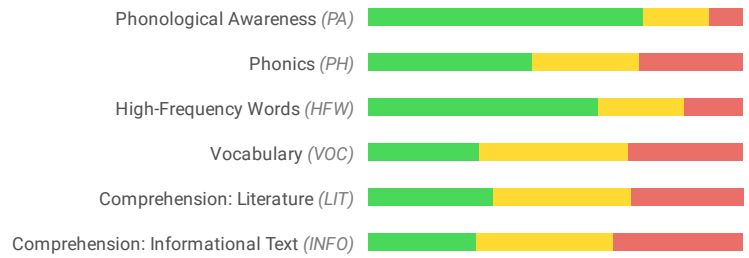
School JASON LEE ELEMENTARY SCHOOL
Subject Reading
Academic Year 2023 - 2024
Diagnostic Most Recent
Prior Diagnostic None
Placement Definition Standard View

Students Assessed/Total: 497/514

Overall Placement



Placement By Domain



Switch Table View

Placement Summary

Show Results By

Grade

Showing 6 of 6

Grade	Overall Grade-Level Placement	Students Assessed/Total
Grade K	<div style="display: flex; justify-content: space-between;"> 34% 66% </div>	67/80
Grade 1	<div style="display: flex; justify-content: space-between;"> 15% 76% 9% </div>	86/86
Grade 2	<div style="display: flex; justify-content: space-between;"> 22% 40% 38% </div>	91/92
Grade 3	<div style="display: flex; justify-content: space-between;"> 28% 21% 51% </div>	81/83
Grade 4	<div style="display: flex; justify-content: space-between;"> 32% 37% 30% </div>	99/100
Grade 5	<div style="display: flex; justify-content: space-between;"> 38% 21% 41% </div>	73/73

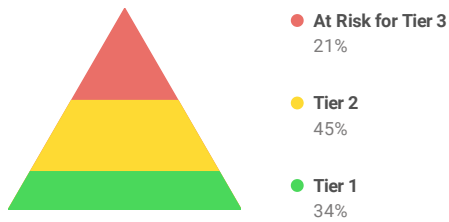


Diagnostic Results

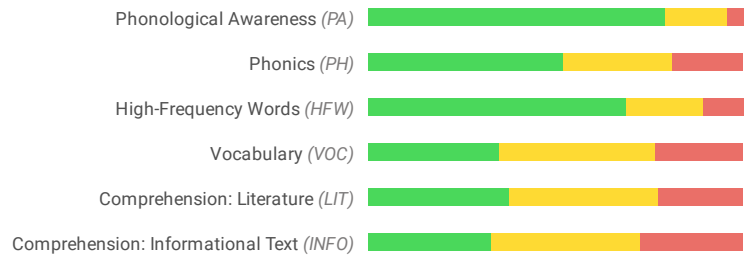
School JEFFERSON ELEMENTARY SCHOOL
Subject Reading
Academic Year 2023 - 2024
Diagnostic Most Recent
Prior Diagnostic None
Placement Definition Standard View

Students Assessed/Total: **381/402**

Overall Placement



Placement By Domain



Switch Table View

Placement Summary

Show Results By

Grade

Showing 6 of 6

Grade	Overall Grade-Level Placement	Students Assessed/Total
Grade K		53/59
Grade 1		62/65
Grade 2		72/77
Grade 3		54/58
Grade 4		69/71
Grade 5		71/72

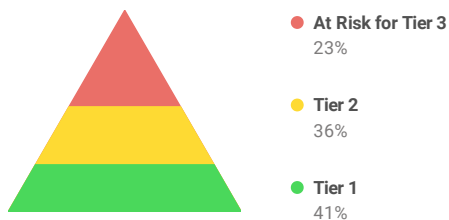


Diagnostic Results

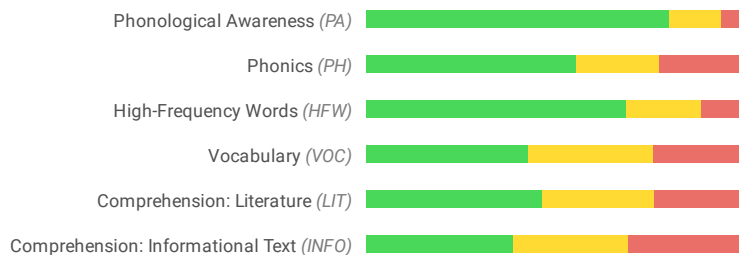
School LEWIS & CLARK ELEM SCHOOL
Subject Reading
Academic Year 2023 - 2024
Diagnostic Most Recent
Prior Diagnostic None
Placement Definition Standard View

Students Assessed/Total: **478/484**

Overall Placement



Placement By Domain



Switch Table View

Placement Summary

Show Results By

Grade

Showing 6 of 6

Grade	Overall Grade-Level Placement	Students Assessed/Total
Grade K	<div style="display: flex; justify-content: space-between;"> 42% 58% </div>	62/63
Grade 1	<div style="display: flex; justify-content: space-between;"> 19% 70% 11% </div>	64/65
Grade 2	<div style="display: flex; justify-content: space-between;"> 28% 44% 28% </div>	72/73
Grade 3	<div style="display: flex; justify-content: space-between;"> 50% 16% 34% </div>	98/98
Grade 4	<div style="display: flex; justify-content: space-between;"> 58% 25% 18% </div>	85/87
Grade 5	<div style="display: flex; justify-content: space-between;"> 39% 23% 38% </div>	97/98

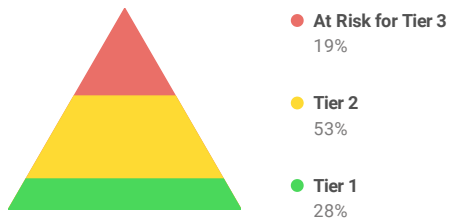


Diagnostic Results

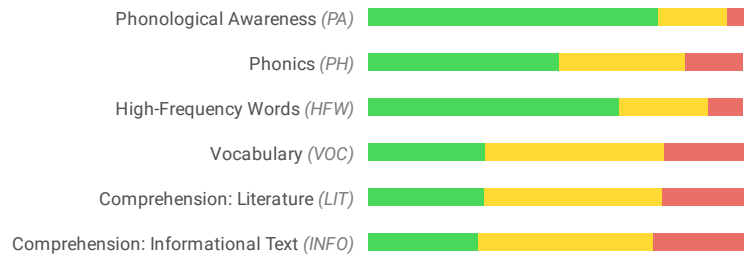
School MARCUS WHITMAN ELEM SCHOOL
Subject Reading
Academic Year 2023 - 2024
Diagnostic Most Recent
Prior Diagnostic None
Placement Definition Standard View

Students Assessed/Total: **463/473**

Overall Placement



Placement By Domain



Switch Table View

Placement Summary

Show Results By

Grade

Showing 6 of 6

Grade	Overall Grade-Level Placement	Students Assessed/Total
Grade K	<div style="display: flex; justify-content: space-between;"> 26% 74% </div>	62/66
Grade 1	<div style="display: flex; justify-content: space-between;"> 13% 81% 6% </div>	83/85
Grade 2	<div style="display: flex; justify-content: space-between;"> 23% 57% 20% </div>	90/92
Grade 3	<div style="display: flex; justify-content: space-between;"> 55% 20% 25% </div>	60/60
Grade 4	<div style="display: flex; justify-content: space-between;"> 27% 45% 28% </div>	89/89
Grade 5	<div style="display: flex; justify-content: space-between;"> 30% 38% 32% </div>	79/81

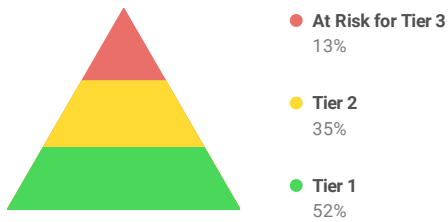


Diagnostic Results

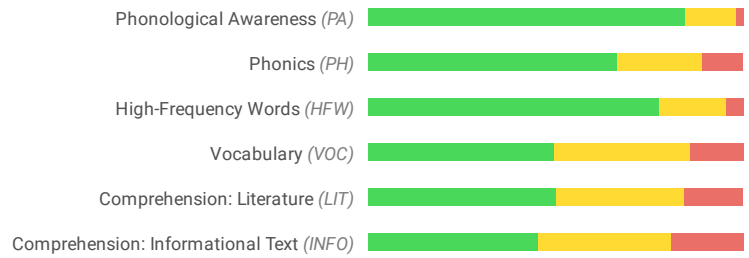
School ORCHARD ELEMENTARY SCHOOL
Subject Reading
Academic Year 2023 - 2024
Diagnostic Most Recent
Prior Diagnostic None
Placement Definition Standard View

Students Assessed/Total: **603/623**

Overall Placement



Placement By Domain



Switch Table View

Placement Summary

Show Results By

Grade

Showing 6 of 6

Grade	Overall Grade-Level Placement	Students Assessed/Total
Grade K	<div style="display: flex; justify-content: space-between;"> 47% 53% </div>	85/94
Grade 1	<div style="display: flex; justify-content: space-between;"> 43% 47% 10% </div>	86/90
Grade 2	<div style="display: flex; justify-content: space-between;"> 50% 44% 6% </div>	114/117
Grade 3	<div style="display: flex; justify-content: space-between;"> 58% 19% 24% </div>	97/99
Grade 4	<div style="display: flex; justify-content: space-between;"> 53% 32% 15% </div>	116/117
Grade 5	<div style="display: flex; justify-content: space-between;"> 57% 19% 24% </div>	105/106

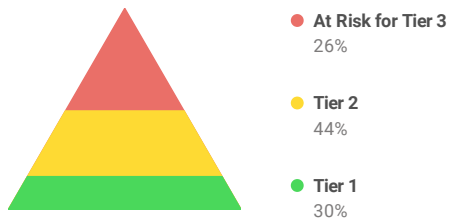


Diagnostic Results

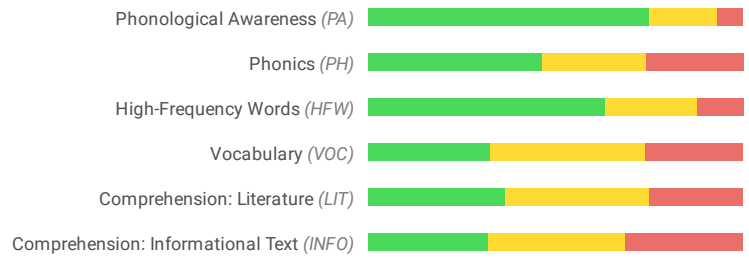
School SACAJAWEA ELEMENTARY SCHOOL
Subject Reading
Academic Year 2023 - 2024
Diagnostic Most Recent
Prior Diagnostic None
Placement Definition Standard View

Students Assessed/Total: **436/448**

Overall Placement



Placement By Domain



Switch Table View

Placement Summary

Show Results By

Grade

Showing 6 of 6

Grade	Overall Grade-Level Placement	Students Assessed/Total
Grade K	 36% (Tier 1), 64% (Total)	64/72
Grade 1	 16% (Tier 1), 72% (Total), 12% (At Risk for Tier 3)	75/76
Grade 2	 21% (Tier 1), 49% (Total), 30% (At Risk for Tier 3)	71/72
Grade 3	 37% (Tier 1), 16% (Tier 2), 47% (At Risk for Tier 3)	75/76
Grade 4	 38% (Tier 1), 40% (Total), 22% (At Risk for Tier 3)	73/73
Grade 5	 33% (Tier 1), 26% (Tier 2), 41% (At Risk for Tier 3)	78/79

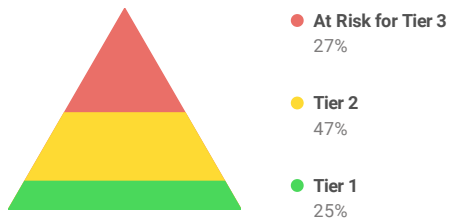


Diagnostic Results

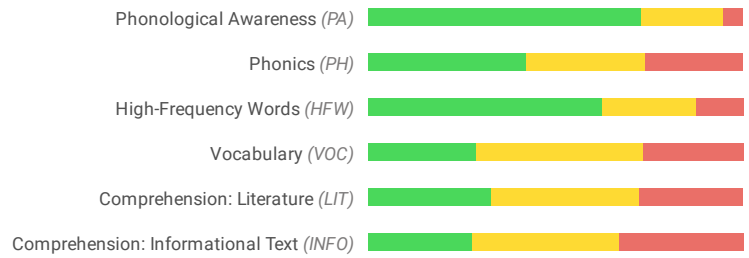
School TAPTEAL ELEMENTARY SCHOOL
Subject Reading
Academic Year 2023 - 2024
Diagnostic Most Recent
Prior Diagnostic None
Placement Definition Standard View

Students Assessed/Total: 455/466

Overall Placement



Placement By Domain



Switch Table View

Placement Summary

Show Results By

Grade

Showing 6 of 6

Grade	Overall Grade-Level Placement	Students Assessed/Total
Grade K	<div style="display: flex; justify-content: space-between;"> 16% 84% </div>	70/73
Grade 1	<div style="display: flex; justify-content: space-between;"> 19% 67% 14% </div>	78/81
Grade 2	<div style="display: flex; justify-content: space-between;"> 19% 53% 27% </div>	77/78
Grade 3	<div style="display: flex; justify-content: space-between;"> 42% 20% 38% </div>	76/78
Grade 4	<div style="display: flex; justify-content: space-between;"> 28% 33% 38% </div>	81/83
Grade 5	<div style="display: flex; justify-content: space-between;"> 27% 27% 45% </div>	73/73

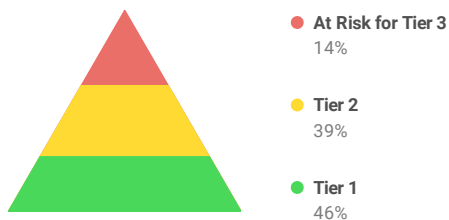


Diagnostic Results


School WHITE BLUFFS ELEMENTARY SCHOOL
Subject Reading
Academic Year 2023 - 2024
Diagnostic Most Recent
Prior Diagnostic None
Placement Definition Standard View

Students Assessed/Total: **625/638**

Overall Placement



Placement By Domain



Switch Table View

Placement Summary

Show Results By

Grade

Showing 6 of 6

Grade	Overall Grade-Level Placement	Students Assessed/Total
Grade K	<div style="display: flex; justify-content: space-between;"> 60% 40% </div>	85/98
Grade 1	<div style="display: flex; justify-content: space-between;"> 26% 67% 7% </div>	112/112
Grade 2	<div style="display: flex; justify-content: space-between;"> 36% 45% 19% </div>	117/117
Grade 3	<div style="display: flex; justify-content: space-between;"> 55% 20% 25% </div>	96/96
Grade 4	<div style="display: flex; justify-content: space-between;"> 55% 33% 11% </div>	105/105
Grade 5	<div style="display: flex; justify-content: space-between;"> 52% 26% 22% </div>	110/110

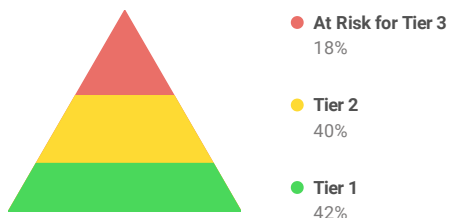


Diagnostic Results


School WILLIAM WILEY ELEM SCHOOL
Subject Reading
Academic Year 2023 - 2024
Diagnostic Most Recent
Prior Diagnostic None
Placement Definition Standard View

Students Assessed/Total: 506/519

Overall Placement



Placement By Domain



Switch Table View

Placement Summary

Show Results By

Grade

Showing 6 of 6

Grade	Overall Grade-Level Placement	Students Assessed/Total
Grade K	<div style="display: flex; justify-content: space-between;"> 39% 61% </div>	61/74
Grade 1	<div style="display: flex; justify-content: space-between;"> 27% 66% 7% </div>	91/91
Grade 2	<div style="display: flex; justify-content: space-between;"> 46% 42% 13% </div>	72/72
Grade 3	<div style="display: flex; justify-content: space-between;"> 57% 18% 25% </div>	89/89
Grade 4	<div style="display: flex; justify-content: space-between;"> 41% 36% 22% </div>	99/99
Grade 5	<div style="display: flex; justify-content: space-between;"> 41% 27% 32% </div>	94/94

