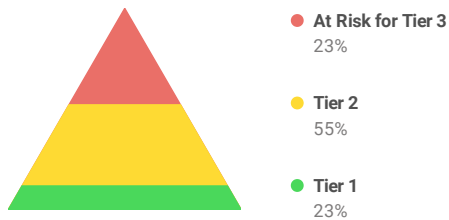


# Diagnostic Results

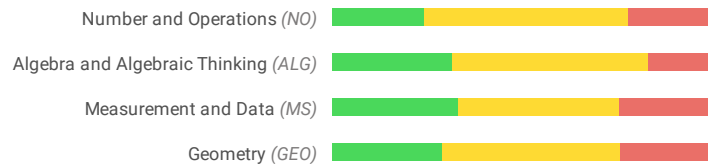
**School** BADGER MOUNTAIN ELEM SCHOOL  
**Subject** Math  
**Academic Year** 2023 - 2024  
**Diagnostic** Most Recent  
**Prior Diagnostic** None  
**Placement Definition** Standard View

Students Assessed/Total: 545/592

## Overall Placement



## Placement By Domain



Switch Table View

## Placement Summary

Show Results By

Grade

Showing 6 of 6

Grade	Overall Grade-Level Placement	Students Assessed/Total
Grade K	<div style="display: flex; justify-content: space-between;"> <span>25%</span> <span>75%</span> </div>	57/94
Grade 1	<div style="display: flex; justify-content: space-between;"> <span>21%</span> <span>63%</span> <span>16%</span> </div>	94/99
Grade 2	<div style="display: flex; justify-content: space-between;"> <span>18%</span> <span>52%</span> <span>30%</span> </div>	105/108
Grade 3	<div style="display: flex; justify-content: space-between;"> <span>18%</span> <span>54%</span> <span>28%</span> </div>	105/105
Grade 4	<div style="display: flex; justify-content: space-between;"> <span>22%</span> <span>48%</span> <span>30%</span> </div>	79/80
Grade 5	<div style="display: flex; justify-content: space-between;"> <span>33%</span> <span>44%</span> <span>23%</span> </div>	105/106

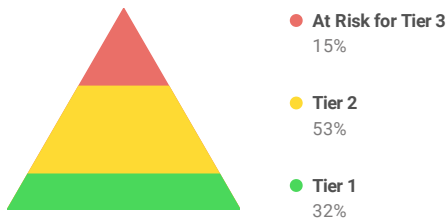


# Diagnostic Results


School: DESERT SKY ELEM SCHOOL  
 Subject: Math  
 Academic Year: 2023 - 2024  
 Diagnostic: Most Recent  
 Prior Diagnostic: None  
 Placement Definition: Standard View

Students Assessed/Total: 424/426

## Overall Placement



## Placement By Domain



Switch Table View

## Placement Summary

Show Results By

Grade

Showing 6 of 6

Grade	Overall Grade-Level Placement	Students Assessed/Total
Grade K		65/67
Grade 1		70/70
Grade 2		78/78
Grade 3		72/72
Grade 4		75/75
Grade 5		64/64

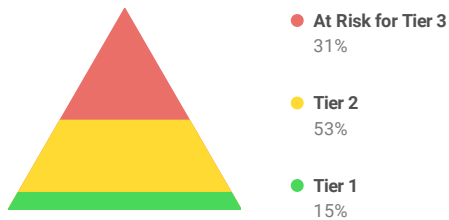


# Diagnostic Results

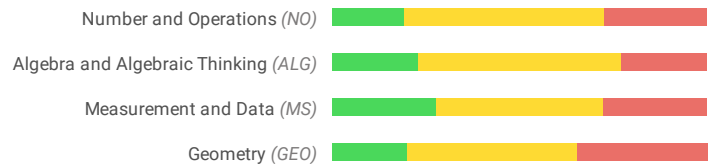
**School** JASON LEE ELEMENTARY SCHOOL  
**Subject** Math  
**Academic Year** 2023 - 2024  
**Diagnostic** Most Recent  
**Prior Diagnostic** None  
**Placement Definition** Standard View

Students Assessed/Total: **479/514**

## Overall Placement



## Placement By Domain



Switch Table View

### Placement Summary

Show Results By

Grade

Showing 6 of 6

Grade	Overall Grade-Level Placement	Students Assessed/Total
Grade K	<div style="display: flex; justify-content: space-between;"> <span>29%</span> <span>71%</span> </div>	48/80
Grade 1	<div style="display: flex; justify-content: space-between;"> <span>9%</span> <span>71%</span> <span>20%</span> </div>	85/86
Grade 2	<div style="display: flex; justify-content: space-between;"> <span>12%</span> <span>47%</span> <span>41%</span> </div>	91/92
Grade 3	<div style="display: flex; justify-content: space-between;"> <span>10%</span> <span>54%</span> <span>36%</span> </div>	83/83
Grade 4	<div style="display: flex; justify-content: space-between;"> <span>15%</span> <span>44%</span> <span>40%</span> </div>	99/100
Grade 5	<div style="display: flex; justify-content: space-between;"> <span>23%</span> <span>41%</span> <span>36%</span> </div>	73/73

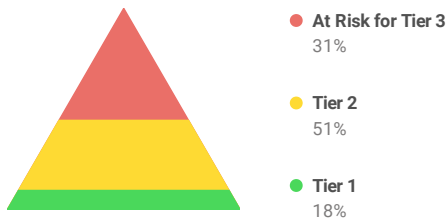


# Diagnostic Results

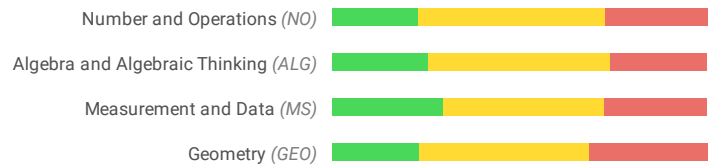
**School** JEFFERSON ELEMENTARY SCHOOL  
**Subject** Math  
**Academic Year** 2023 - 2024  
**Diagnostic** Most Recent  
**Prior Diagnostic** None  
**Placement Definition** Standard View

Students Assessed/Total: 373/402

## Overall Placement



## Placement By Domain



Switch Table View

## Placement Summary

Show Results By

Grade

Showing 6 of 6

Grade	Overall Grade-Level Placement	Students Assessed/Total
Grade K	<div style="display: flex; justify-content: space-between;"> <span>25%</span> <span>75%</span> </div>	44/59
Grade 1	<div style="display: flex; justify-content: space-between;"> <span>18%</span> <span>69%</span> <span>13%</span> </div>	62/65
Grade 2	<div style="display: flex; justify-content: space-between;"> <span>7%</span> <span>59%</span> <span>34%</span> </div>	71/77
Grade 3	<div style="display: flex; justify-content: space-between;"> <span>9%</span> <span>56%</span> <span>35%</span> </div>	54/58
Grade 4	<div style="display: flex; justify-content: space-between;"> <span>20%</span> <span>34%</span> <span>46%</span> </div>	70/71
Grade 5	<div style="display: flex; justify-content: space-between;"> <span>28%</span> <span>28%</span> <span>44%</span> </div>	72/72

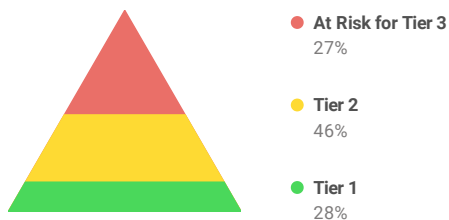


# Diagnostic Results

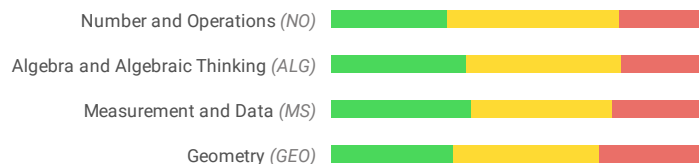
**School** LEWIS & CLARK ELEM SCHOOL  
**Subject** Math  
**Academic Year** 2023 - 2024  
**Diagnostic** Most Recent  
**Prior Diagnostic** None  
**Placement Definition** Standard View

Students Assessed/Total: **479/484**

## Overall Placement



## Placement By Domain



Switch Table View

### Placement Summary

Show Results By

Grade

Showing 6 of 6

Grade	Overall Grade-Level Placement	Students Assessed/Total
Grade K	<div style="display: flex; justify-content: space-between;"> <span>31%</span> <span>69%</span> </div>	62/63
Grade 1	<div style="display: flex; justify-content: space-between;"> <span>6%</span> <span>81%</span> <span>13%</span> </div>	64/65
Grade 2	<div style="display: flex; justify-content: space-between;"> <span>7%</span> <span>54%</span> <span>39%</span> </div>	72/73
Grade 3	<div style="display: flex; justify-content: space-between;"> <span>34%</span> <span>32%</span> <span>35%</span> </div>	98/98
Grade 4	<div style="display: flex; justify-content: space-between;"> <span>45%</span> <span>34%</span> <span>21%</span> </div>	86/87
Grade 5	<div style="display: flex; justify-content: space-between;"> <span>35%</span> <span>25%</span> <span>40%</span> </div>	97/98

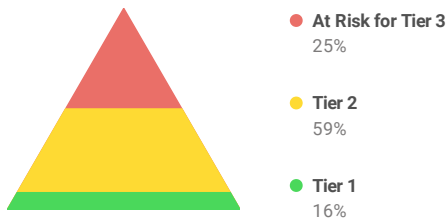


# Diagnostic Results

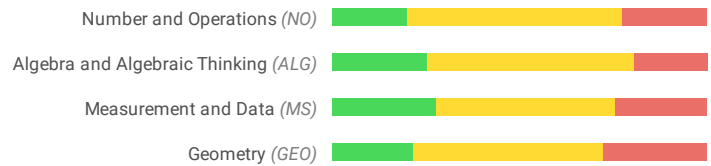
**School** MARCUS WHITMAN ELEM SCHOOL  
**Subject** Math  
**Academic Year** 2023 - 2024  
**Diagnostic** Most Recent  
**Prior Diagnostic** None  
**Placement Definition** Standard View

Students Assessed/Total: **459/473**

## Overall Placement



## Placement By Domain



Switch Table View

### Placement Summary

Show Results By

Grade

Showing 6 of 6

Grade	Overall Grade-Level Placement	Students Assessed/Total
Grade K	<div style="display: flex; justify-content: space-between;"> <span>17%</span> <span>83%</span> </div>	58/66
Grade 1	<div style="display: flex; justify-content: space-between;"> <span>10%</span> <span>73%</span> <span>17%</span> </div>	83/85
Grade 2	<div style="display: flex; justify-content: space-between;"> <span>11%</span> <span>62%</span> <span>27%</span> </div>	90/92
Grade 3	<div style="display: flex; justify-content: space-between;"> <span>17%</span> <span>55%</span> <span>28%</span> </div>	60/60
Grade 4	<div style="display: flex; justify-content: space-between;"> <span>20%</span> <span>48%</span> <span>31%</span> </div>	89/89
Grade 5	<div style="display: flex; justify-content: space-between;"> <span>20%</span> <span>39%</span> <span>41%</span> </div>	79/81

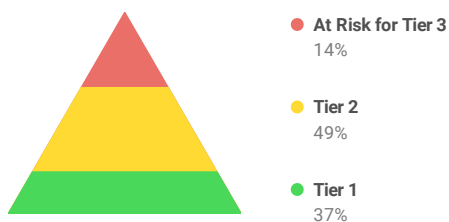


# Diagnostic Results

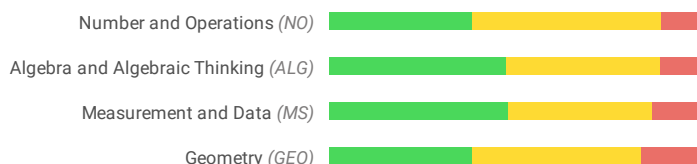
**School** ORCHARD ELEMENTARY SCHOOL  
**Subject** Math  
**Academic Year** 2023 - 2024  
**Diagnostic** Most Recent  
**Prior Diagnostic** None  
**Placement Definition** Standard View

Students Assessed/Total: **601/623**

## Overall Placement



## Placement By Domain



Switch Table View

## Placement Summary

Show Results By

Grade

Showing 6 of 6

Grade	Overall Grade-Level Placement	Students Assessed/Total
Grade K	<p>40% 60%</p>	82/94
Grade 1	<p>24% 67% 9%</p>	87/90
Grade 2	<p>34% 48% 18%</p>	114/117
Grade 3	<p>24% 58% 19%</p>	97/99
Grade 4	<p>41% 36% 22%</p>	116/117
Grade 5	<p>55% 31% 13%</p>	105/106

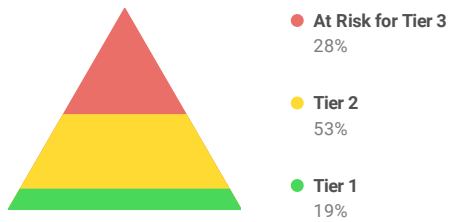


# Diagnostic Results

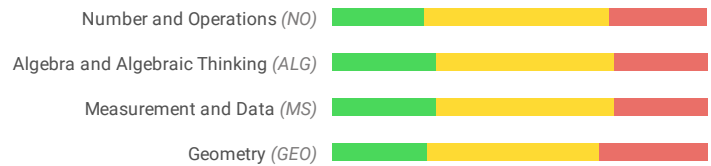
**School** SACAJAWEA ELEMENTARY SCHOOL  
**Subject** Math  
**Academic Year** 2023 - 2024  
**Diagnostic** Most Recent  
**Prior Diagnostic** None  
**Placement Definition** Standard View

Students Assessed/Total: **415/448**

## Overall Placement



## Placement By Domain



Switch Table View

### Placement Summary

Show Results By

Grade

Showing 6 of 6

Grade	Overall Grade-Level Placement	Students Assessed/Total
Grade K	<div style="display: flex; justify-content: space-between;"> <span>26%</span> <span>74%</span> </div>	42/72
Grade 1	<div style="display: flex; justify-content: space-between;"> <span>7%</span> <span>71%</span> <span>23%</span> </div>	75/76
Grade 2	<div style="display: flex; justify-content: space-between;"> <span>18%</span> <span>51%</span> <span>31%</span> </div>	71/72
Grade 3	<div style="display: flex; justify-content: space-between;"> <span>17%</span> <span>44%</span> <span>39%</span> </div>	75/76
Grade 4	<div style="display: flex; justify-content: space-between;"> <span>19%</span> <span>55%</span> <span>26%</span> </div>	73/73
Grade 5	<div style="display: flex; justify-content: space-between;"> <span>27%</span> <span>34%</span> <span>39%</span> </div>	79/79



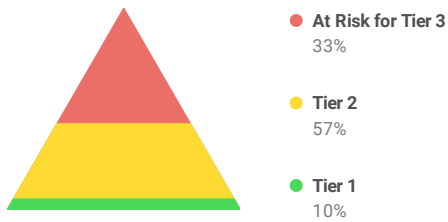


# Diagnostic Results

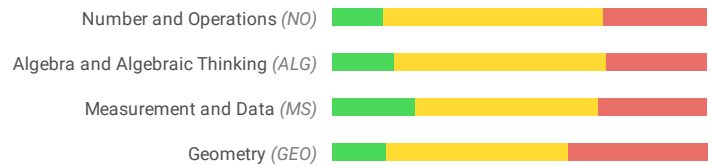
**School** TAPTEAL ELEMENTARY SCHOOL  
**Subject** Math  
**Academic Year** 2023 - 2024  
**Diagnostic** Most Recent  
**Prior Diagnostic** None  
**Placement Definition** Standard View

Students Assessed/Total: 456/466

## Overall Placement



## Placement By Domain



Switch Table View

## Placement Summary

Show Results By

Grade

Showing 6 of 6

Grade	Overall Grade-Level Placement	Students Assessed/Total
Grade K	<div style="display: flex; justify-content: space-between;"> <span>19%</span> <span>81%</span> </div>	69/73
Grade 1	<div style="display: flex; justify-content: space-between;"> <span>9%</span> <span>71%</span> <span>20%</span> </div>	80/81
Grade 2	<div style="display: flex; justify-content: space-between;"> <span>3%</span> <span>55%</span> <span>43%</span> </div>	77/78
Grade 3	<div style="display: flex; justify-content: space-between;"> <span>5%</span> <span>55%</span> <span>39%</span> </div>	76/78
Grade 4	<div style="display: flex; justify-content: space-between;"> <span>14%</span> <span>37%</span> <span>49%</span> </div>	81/83
Grade 5	<div style="display: flex; justify-content: space-between;"> <span>12%</span> <span>44%</span> <span>44%</span> </div>	73/73

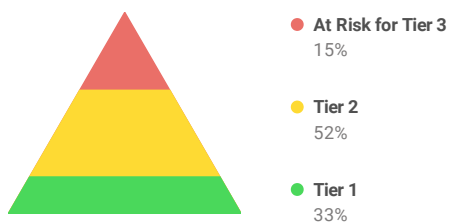


# Diagnostic Results


**School** WHITE BLUFFS ELEMENTARY SCHOOL  
**Subject** Math  
**Academic Year** 2023 - 2024  
**Diagnostic** Most Recent  
**Prior Diagnostic** None  
**Placement Definition** Standard View

Students Assessed/Total: **631/638**

## Overall Placement



## Placement By Domain



Switch Table View

### Placement Summary

Show Results By

Grade

Showing 6 of 6

Grade	Overall Grade-Level Placement	Students Assessed/Total
Grade K		92/98
Grade 1		111/112
Grade 2		117/117
Grade 3		96/96
Grade 4		105/105
Grade 5		110/110

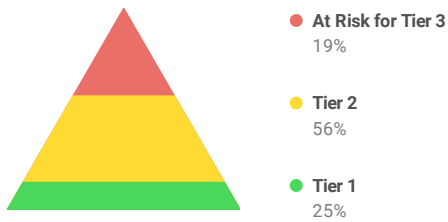


# Diagnostic Results


**School** WILLIAM WILEY ELEM SCHOOL  
**Subject** Math  
**Academic Year** 2023 - 2024  
**Diagnostic** Most Recent  
**Prior Diagnostic** None  
**Placement Definition** Standard View

Students Assessed/Total: 516/519

## Overall Placement



## Placement By Domain



Switch Table View

## Placement Summary

Show Results By

Grade

Showing 6 of 6

Grade	Overall Grade-Level Placement	Students Assessed/Total
Grade K	<div style="display: flex; justify-content: space-between;"> <span>22%</span> <span>78%</span> </div>	72/74
Grade 1	<div style="display: flex; justify-content: space-between;"> <span>11%</span> <span>76%</span> <span>13%</span> </div>	91/91
Grade 2	<div style="display: flex; justify-content: space-between;"> <span>25%</span> <span>54%</span> <span>21%</span> </div>	72/72
Grade 3	<div style="display: flex; justify-content: space-between;"> <span>26%</span> <span>54%</span> <span>20%</span> </div>	89/89
Grade 4	<div style="display: flex; justify-content: space-between;"> <span>29%</span> <span>46%</span> <span>26%</span> </div>	98/99
Grade 5	<div style="display: flex; justify-content: space-between;"> <span>38%</span> <span>34%</span> <span>28%</span> </div>	94/94

