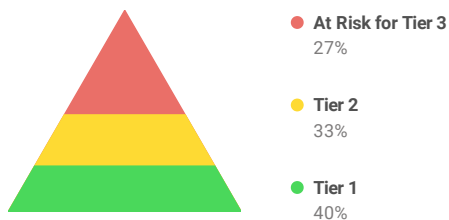


Diagnostic Results

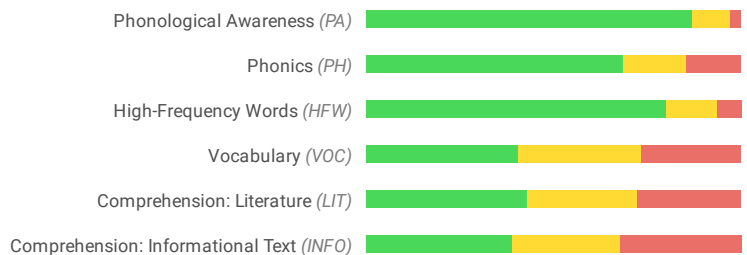
School: All Schools
 Subject: Reading
 Academic Year: 2023 - 2024
 Diagnostic: Most Recent
 Prior Diagnostic: None
 Placement Definition: Standard View

Students Assessed/Total: **8,885/12,059**

Overall Placement



Placement By Domain



Switch Table View

Placement Summary

Show Results By

Grade






Showing 13 of 13

Grade	Overall Grade-Level Placement	Students Assessed/Total
Grade K		764/888
Grade 1		913/977
Grade 2		982/1,044
Grade 3		921/972
Grade 4		989/1,055
Grade 5		959/1,003
Grade 6		1,051/1,105
Grade 7		1,041/1,103



Diagnostic Results

School All Schools
Subject Reading
Academic Year 2023 - 2024
Diagnostic Most Recent
Prior Diagnostic None
Placement Definition Standard View

Grade	Overall Grade-Level Placement	Students Assessed/Total
Grade 8	<div style="display: flex; justify-content: space-between; align-items: center;"> 47% 19% 34% </div> 	1,040/1,120
Grade 9	<div style="display: flex; justify-content: space-between; align-items: center;"> 4% 4% 92% </div> 	49/696
Grade 10	<div style="display: flex; justify-content: space-between; align-items: center;"> 6% 94% </div> 	52/719
Grade 11	<div style="display: flex; justify-content: space-between; align-items: center;"> 2% 9% 89% </div> 	56/691
Grade 12	<div style="display: flex; justify-content: space-between; align-items: center;"> 7% 3% 90% </div> 	68/686

