

Colonel Weather Packet

2023 – 2024

Kindergarten

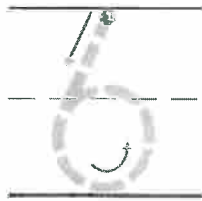
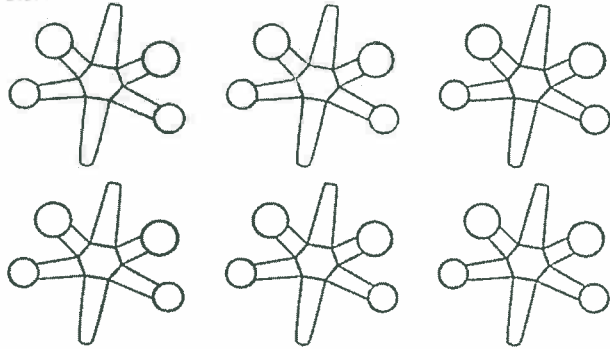
Day 1

Table of Contents

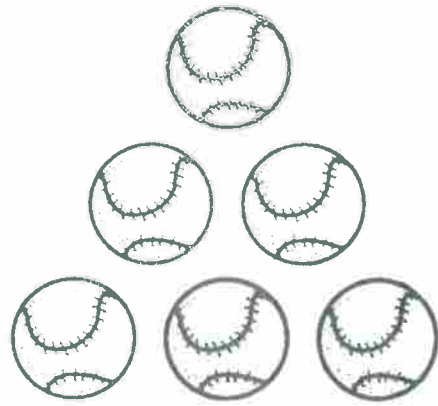
Subject	Assignment
Math	Count and Write to 6 Swim, Sun and 7 (make 7)
Language Arts	Week 1 Day 1 (Reading) Week 1 Day 1 (Spelling and Word Study) Week 1 Day 2 (Spelling and Word Study)
Science	Week 3 Day 1 (Life Science)
Social Studies	Week 4 Day 1 (Economics)

Count and Write to 6

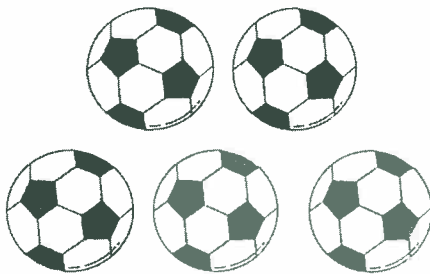
1



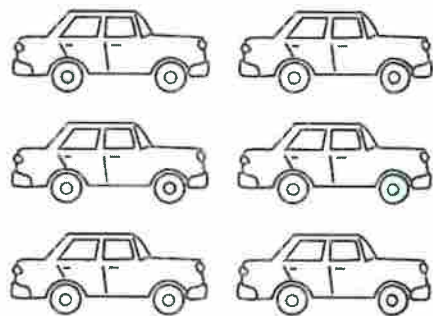
2



3



4




DIRECTIONS 1-4. Draw a dot on each toy as you count. Write the number.

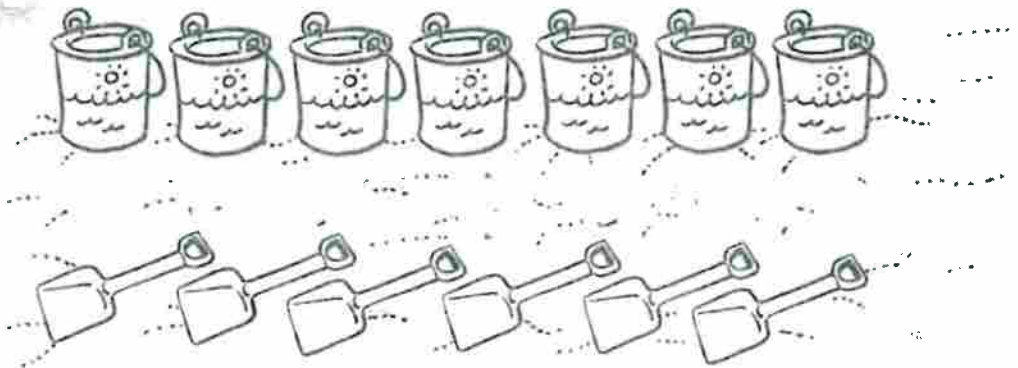
Name _____

Swim, Sun, and 7


1



2



3






DIRECTIONS 1–3. Count how many are in each group. Draw more or mark an X on some if needed to make 7.

Name: _____ Date: _____

Directions

Match the words to the pictures.

		
cat	bat	sat

1. sat



2. bat




3. cat



Directions

Circle the word for the picture.
Write the word.

4.



rat hat

SCORE

1. 😊 😊

2. 😊 😊


3. 😊 😊

4. 😊 😊

____ / 4
Total

Name: _____ Date: _____


Directions: Color the pictures that start with *m*.



mouse



mop



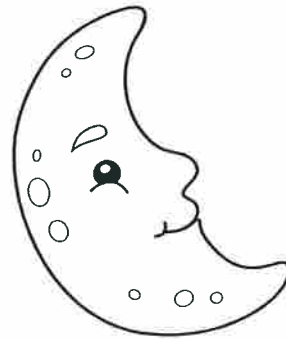
fish



mug



car



moon

Directions: Trace and write.


M M

m m

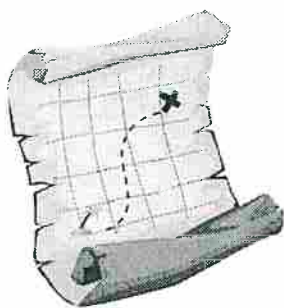
Color and Trace
letters *m* and *f*

Name: _____ Date: _____

Directions: Use a crayon to color every uppercase *M*.
Use a different crayon to color every lowercase *m*.



Directions: Use your finger to read each word. Trace the *m* in each word.



map



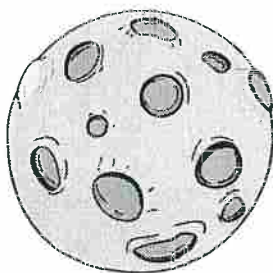
mitt



man



milk



moon



mug

Name: _____ Date: _____

Directions: Read the text. Answer the questions.

The Human Body

Our bodies help us do many things. Our eyes help us see. Our ears help us hear. Our mouths help us taste. Our hands help us touch. Our noses help us smell.



1. Which body part helps you see?

a. eyes

b. hands



2. Which body part helps you hear?

a. ear


b. nose



Name: _____ Date: _____

Directions: Look at the pictures. Read the words.
Circle the correct answers.

We need food and water.




1. Which do we need?

a.



b.




2. Which do we need?

a.



b.



Colonel Weather Packet

2023 – 2024

Kindergarten

Day 2

Table of Contents

Subject	Assignment
Math	Apple Ten Frames Making Ten
Language Arts	Week 1 Day 2 (Reading) Week 1 Day 3 (Spelling and Word Study) Week 1 Day 4 (Spelling and Word Study)
Science	Week 3 Day 2 (Life Science)
Social Studies	Week 4 Day 2 (Economics)

Name _____

Apple Ten Frames

Fill in the ten frames to match the numbers on the apples


















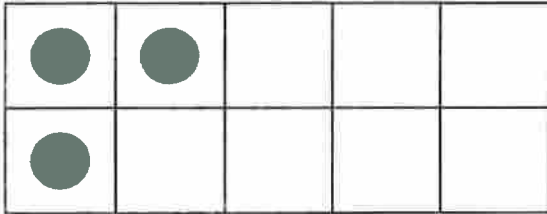




Making Ten

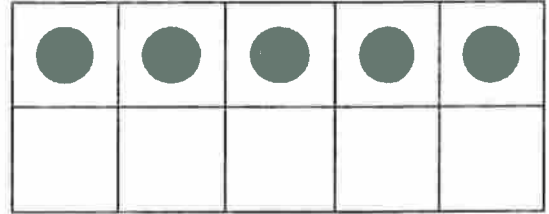
Write how many more counters are required to make 10 and complete the addition equation.

1)



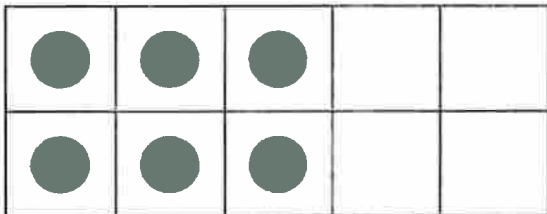
$$3 + \square = 10$$

2)



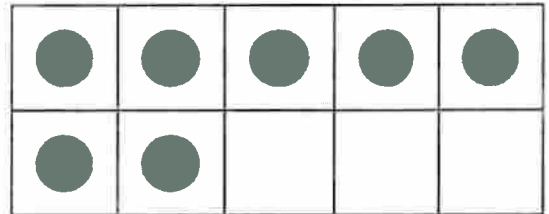
$$5 + \square = 10$$

3)



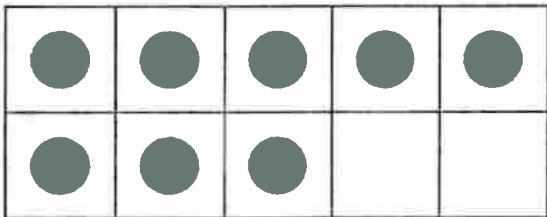
$$6 + \square = 10$$

4)



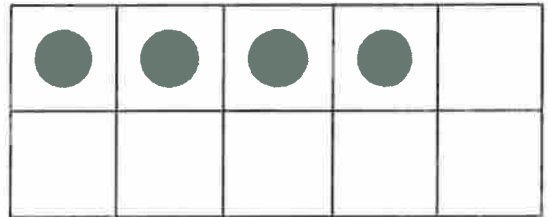
$$7 + \square = 10$$

5)



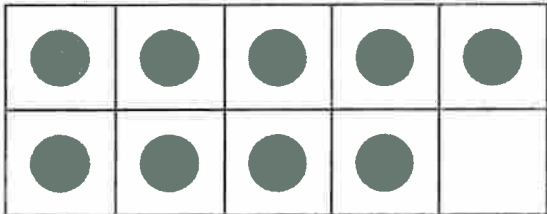
$$8 + \square = 10$$

6)



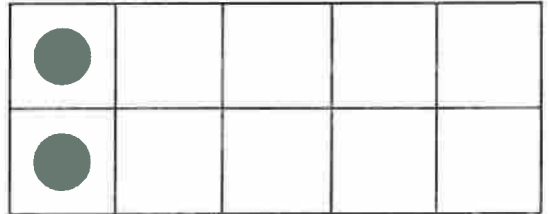
$$4 + \square = 10$$

7)



$$9 + \square = 10$$

8)



$$2 + \square = 10$$

Name: _____ Date: _____

Directions

Match the words to the pictures.

SCORE

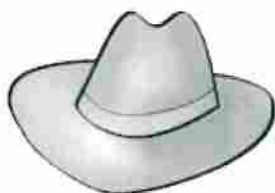
1. 😊 😊

2. 😊 😊

3. 😊 😊

4. 😊 😊

____ / 4
Total



hat



pat



fat

1. pat



2. hat



3. fat



Directions

Circle the word for the picture.
Write the word.

4.



mat

cat

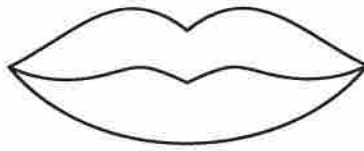
mat

Name: _____ Date: _____


Directions: Color the pictures that start with *f*.




foot




lips



fish



fox



fan



dog


Directions: Trace and write.




Color and Trace
letters m and f

Name: _____ Date: _____

Directions: Use a crayon to color every uppercase *F*.
Use a different crayon to color every lowercase *f*.



Directions: Use your finger to read each word. Trace the *f* in each word.



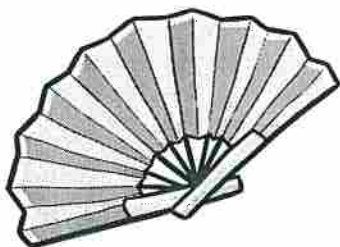
fox




foot




finger



fan








fish



frog

Name: _____ Date: _____

Directions: Look at the chart. Answer the questions.

Five Senses	
see	
hear	
smell	
touch	
taste	

1. What do people use to see?

a. eyes



b. headphones



2. I use my sense of touch to _____.

a. feel



b. smell flowers



Name: _____ Date: _____

Directions: Look at the pictures. Read the words. Circle the correct answers.

We need a home.



1. Which do we need?

a.



b.



2. Which do we need?

a.



b.



Economics

Colonel Weather Packet

2023 – 2024

Kindergarten

Day 3

Table of Contents

Subject	Assignment
Math	Lesson 5.7 (Write More Addition Sentences) Domino Addition Sheet Daisy Chains
Language Arts	Week 1 Day 3 (Reading) Week 1 Day 5 (Spelling and Word Study) Week 2 Day 1 (Spelling and Word Study)
Science	Week 3 Day 3 (Life Science)
Social Studies	Week 4 Day 3 (Economics)

Algebra • Write More Addition Sentences

1



2

+

2



3

2

+

5

=

7

DIRECTIONS There were two frogs. Some more frogs come. How many frogs are there now? 1. How many frogs come to join the other frogs? Circle the frogs being added. Write the number. 2. How many frogs are there now? Write the number. 3. Trace the numbers and symbols to show this as an addition sentence.


Name _____

Date _____




DOMINO ADDITION SHEET 4


Count the number of dots on each domino and fill in the total.




$$\underline{\quad} + \underline{\quad} = \underline{\quad}$$




$$\underline{\quad} + \underline{\quad} = \underline{\quad}$$




$$\underline{\quad} + \underline{\quad} = \underline{\quad}$$



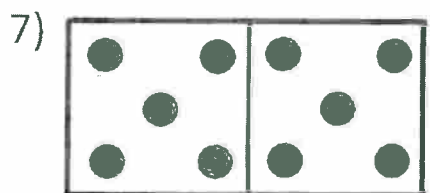
$$\underline{\quad} + \underline{\quad} = \underline{\quad}$$




$$\underline{\quad} + \underline{\quad} = \underline{\quad}$$




$$\underline{\quad} + \underline{\quad} = \underline{\quad}$$




$$\underline{\quad} + \underline{\quad} = \underline{\quad}$$




$$\underline{\quad} + \underline{\quad} = \underline{\quad}$$




$$\underline{\quad} + \underline{\quad} = \underline{\quad}$$



$$\underline{\quad} + \underline{\quad} = \underline{\quad}$$




$$\underline{\quad} + \underline{\quad} = \underline{\quad}$$



$$\underline{\quad} + \underline{\quad} = \underline{\quad}$$

Shade the dominoes which have a total of 10.



Free Math Sheets, Math Games and Math Help

MATH-SALAMANDERS.COM

Name _____



Daisy Chains

1



9

=





2



9

=




3



9

=






DIRECTIONS 1–3. Trace the number. Color that many daisies yellow. Then color the rest of the daisies orange. How many daisies are orange? Write the number to show a number pair for 9. Complete the number sentence.

Name: _____ Date: _____

Directions

Match the words to the pictures.

		
can	man	van

1. van

2. can

3. man



Directions

Circle the word for the picture.
Write the word.

4.



fan

Dan

f a n

SCORE

1. 😊 😊

2. 😊 😊

3. 😊 😊


4. 😊 😊

____ / 4
Total

Name: _____ Date: _____

Directions: Look at the pictures. Say the words.
Write the missing letter.

1.




an

2.




ilk

3.



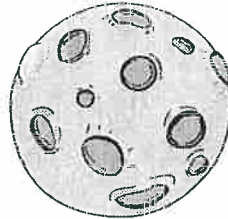
ish

4.



ox

5.



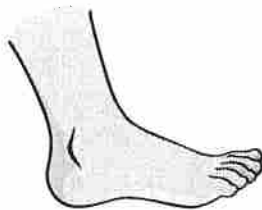
oon

6.




ug

7.



oot

8.



op

9.




ork

Letters m and f

First Sound

Spelling and Word Study

Name: _____ Date: _____

Directions: Color the pictures that start with *n*.


nest



foot



necklace



nose



nail



mop

Directions: Trace and write.

N N

n n

Name: _____ Date: _____

Directions: Read the text. Answer the questions.

Joe comes home from school. His mom baked cookies. Joe asks his mom if he can have one.



1. How does Joe know his mom baked cookies?
 - a. He saw them.
 - b. He heard them.
2. Joe wonders if the cookies are ready to eat. Say a question he could ask.



Name: _____ Date: _____

Directions: Look at the pictures. Read the words.
Circle the correct answer.

We need clothes.



1. Which do we need?

a.



b.



2. Draw your clothes.



Colonel Weather Packet

2023 – 2024

Kindergarten

Day 4

Table of Contents

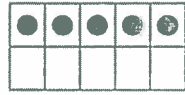
Subject	Assignment
Math	Number Pattern Review Lesson 6.5 (Write Subtraction Sentences) Lesson 6.7 (Addition and Subtraction)
Language Arts	Week 1 Day 4 (Reading) Week 2 Day 2 (Spelling and Word Study) Week 2 Day 3 (Spelling and Word Study)
Science	Week 3 Day 4 (Life Science)
Social Studies	Week 4 Day 4 (Economics)

Name: _____

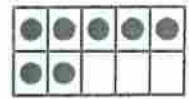



Number Pattern Review

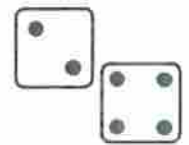
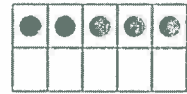
5




7




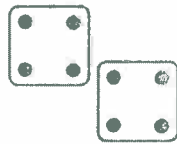
6



8



9




4



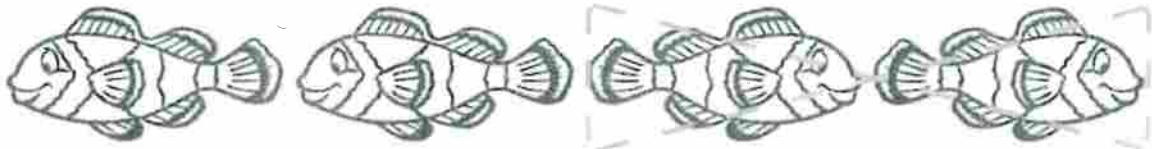
Algebra • Write Subtraction Sentences

1




3 — 1 = 2

2



4 — 2 = 2

3




5 — 2 = 3

DIRECTIONS 1. Listen to the subtraction word problem. I saw three dolphins. Some swam away. Then there were only two. How many dolphins swam away? Trace the circle and X to show one dolphin is being taken from the set. Trace to complete the subtraction sentence. 2–3. Tell what is happening. Trace the circle and X to show how many are being taken from the set. Trace and write to complete the subtraction sentence.

Chapter Resources

Name: _____ Date: _____

The Bat and the Rat



A bat sat.

A rat sat.

A man sees them.

Oh no, a bat and a rat!

Name: _____ Date: _____

Directions

Listen to and read "The Bat and the Rat." Answer the questions.

SCORE

1. 😊 😊

2. 😊 😊

3. 😊 😊

4. 😊 😊

____ / 4
Total**1.** Who sees the bat?

- ☐ (A) a cat
- ☐ (B) Dan
- ☐ (C) a man

3. Why is the man surprised?

- ☐ (A) He did not like the bat and rat.
- ☐ (B) He likes the bat and rat.
- ☐ (C) He did not like the mat.

2. What did the rat do?


- ☐ (A) ran
- ☐ (B) sat
- ☐ (C) jab

4. Which is another good title?

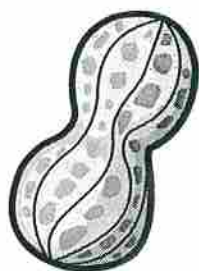
- ☐ (A) On the Mat
- ☐ (B) A Big Surprise
- ☐ (C) A Man

Name: _____ Date: _____

Directions: Use a crayon to color every uppercase *N*.
Use a different crayon to color every lowercase *n*.



Directions: Use your finger to read each word. Trace the *n* in each word.




nut



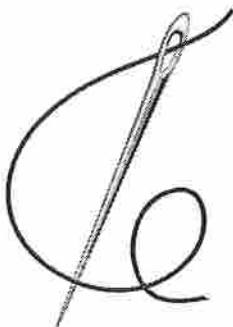
nap




neck



nest




needle




nose

Spelling and Word Study

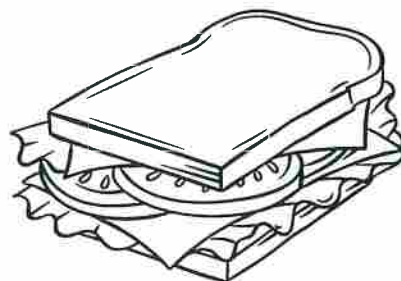
Name: _____ Date: _____

Directions: Color the pictures that start with s.

sun



fox



sandwich



spoon



knife



sock

Directions: Trace and write.

S S _____

s s _____

Name: _____ Date: _____

Directions: Read the text. Answer the questions.

Ellie plays soccer. She is a goalie. She uses her body to play soccer.



1. What does Ellie use to watch where the ball goes?

a. eyes



b. hands




2. What could Ellie do to get the ball to her friend?

a. She can kick the ball with her foot.



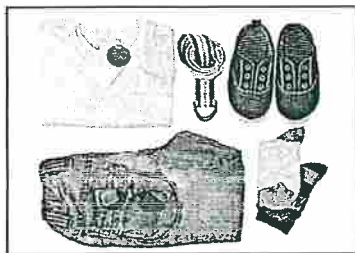
b. She can kick the ball with her nose



Name: _____ Date: _____

Directions: Look at the pictures. Read the words.

We need all these things.



Draw a picture of yourself with things you need.



Economics

Colonel Weather Packet

2023 – 2024

Kindergarten

Day 5


Table of Contents


Subject	Assignment
Math	Lesson 7.10 (Which One?) Count, Add, and Write Subtraction (Oranges)
Language Arts	Week 1 Day 4 Story (Reading) Week 1 Day 5 (Reading) Week 2 Day 4 (Spelling and Word Study) Week 2 Day 5 (Spelling and Word Study)
Science	Week 3 Day 5 (Life Science)
Social Studies	Week 4 Day 5 (Economics)

Name _____

Which One?

1





2





3



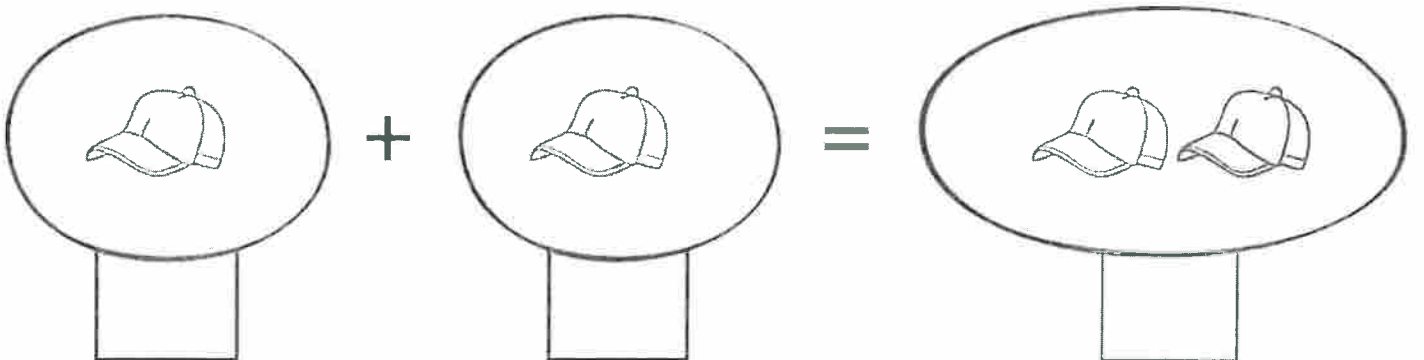
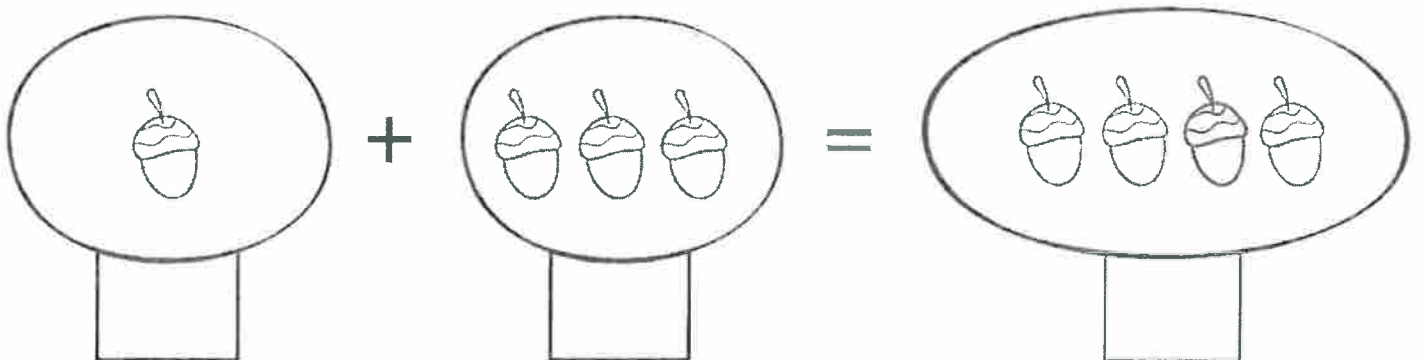
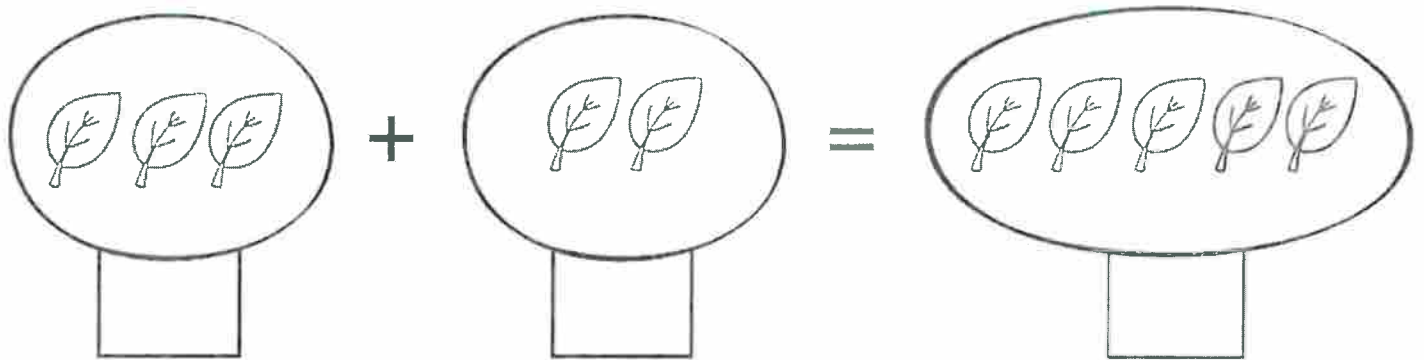



DIRECTIONS 1. Kim has 10 stickers and nine stickers. Count the stickers. Write how many. Circle Kim's stickers. 2. Ryan has 10 marbles and nine marbles. Count the marbles. Write how many. Circle Ryan's marbles. 3. Sam draws 10 stars and eight stars. Count the stars. Write how many. Circle Sam's stars.

Name _____

Date _____

Count, add and write

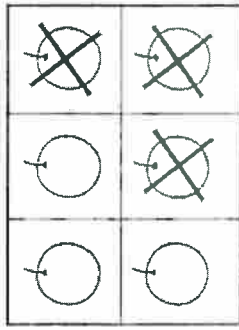


Name _____

Date _____

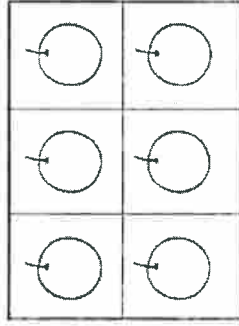
Subtraction

How many oranges would you subtract (take away) to complete the equation? Cross it out, count and write.

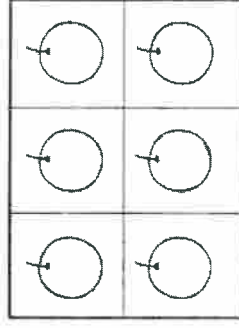


Example

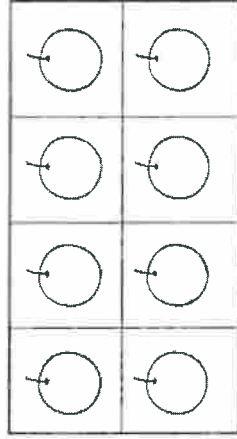
$$6 - 3 = \square$$



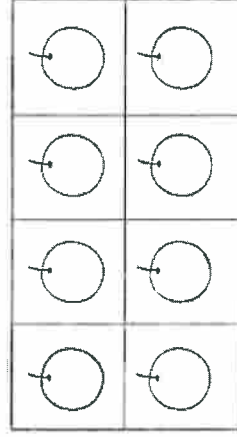
$$6 - 1 = \square$$



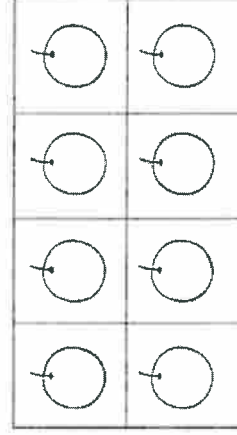
$$6 - 4 = \square$$



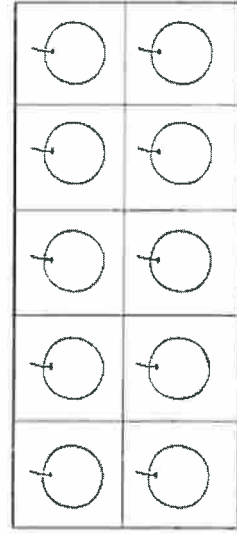
$$8 - 3 = \square$$



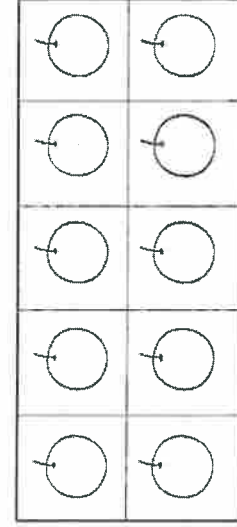
$$8 - 1 = \square$$



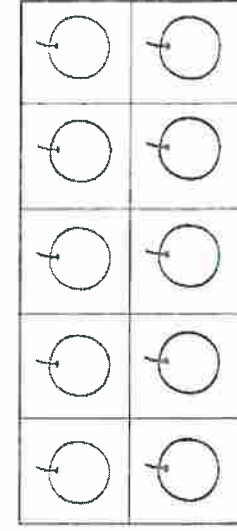
$$8 - 5 = \square$$



$$10 - 5 = \square$$



$$10 - 3 = \square$$



$$10 - 2 = \square$$

Name: _____ Date: _____

The Bat and the Rat



A bat sat.

A rat sat.

A man sees them.


Oh no, a bat and a rat!

Name: _____ Date: _____

Directions

Look at the story. What happens next? Finish the story with a picture. Label the picture.

SCORE _____

_____/4
Total


A bat sat.

The bat has
a hat.

The rat sat.

Name: _____ Date: _____


Directions: Use a crayon to color every uppercase S. Use a different crayon to color every lowercase s.




Directions: Use your finger to read each word. Trace the s in each word.




sock



soup




sun



star



six



sailboat


Letter Search
letters n and s

Spelling and Word Study

Name: _____ Date: _____


Directions: Look at the pictures. Say the words.
Write the missing letter.

1.

_____

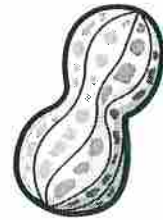
un

2.

_____

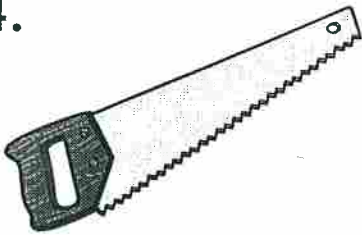
oup

3.

_____

ut

4.

_____

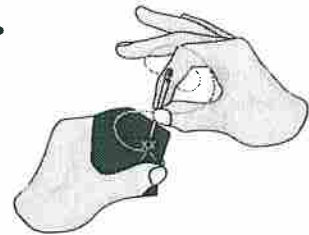
aw

5.

_____

ose

6.

_____

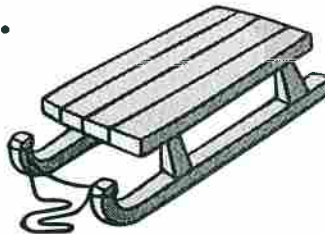
ew

7.

_____


eck

8.

_____

led

9.

_____

est

Name: _____ Date: _____


Directions: Label the parts of the body using the list.

ears	nose	eyes
------	------	------


My _____ help me see.

My _____ helps me smell.

My _____ help me hear.



Name: _____ Date: _____

Directions: Look at the pictures. Circle things we need.

Colonel Weather Packet

2023 – 2024

Kindergarten

Day 6

Table of Contents

Subject	Assignment
Math	Count the Number of Objects Write the Numbers
Language Arts	“Red Around Us” (Read Works) Week 2 Day 1 (Reading)
Science	Week 4 Day 1 (Life Science)
Social Studies	Week 5 Day 1 (History)

Name : _____

Score : _____


Teacher : _____

Date : _____

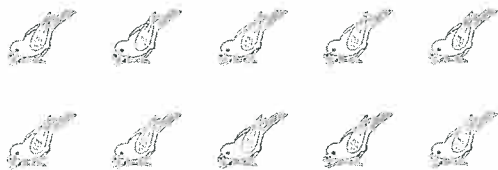
Count the Number of Objects

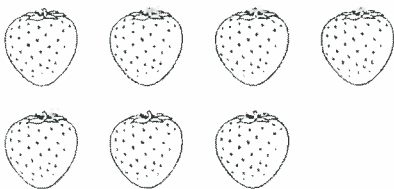
Write the Answer















Name : _____

Score : _____

Teacher : _____

Date : _____

0 1 2 3 4 5 6 7 8 9

0 1 2 3 4 5 6 7 8 9



Red around Us

Take a look around you. Do you spot any things that are red? You probably do!


If you walk around your neighborhood, you might see a number of red things. You might see a red STOP sign. You might see a red fire truck. You might see red flowers.

Many people think the color red is beautiful. For some people, the color red has a special meaning. For example, some people believe the color red brings good luck.

What do you think about the color red?



Red strawberries



Red fire truck




Red STOP sign



Red ladybugs

Name: _____ Date: _____

1. What color is a stop sign?



green



red

2. Where might you see a stop sign?




your neighborhood




the swimming pool

3. What color are many fire trucks?




blue



red

4. What do many people think about the color red?



It is beautiful.



It is scary.

5. What do some people believe the color red brings?

Some people believe the color red brings good




_____.




6. What did you learn from "Red around Us"?

Name: _____ Date: _____

Directions

Match the words to the pictures.

		
ham	yam	Pam

1. Pam	
2. ham	
3. yam	

Directions

Circle the word for the picture.
Write the word.

4.		_____
		j a m
		j a m
		j a m

jam dam

SCORE

1. 😊 😊

2. 😊 😊

3. 😊 😊

4. 😊 😊


____ / 4
Total

Name: _____ Date: _____

Directions: Read the text. Answer the questions.

Animal Bodies

All animals have body parts they need. Fish have fins to swim. Birds have wings to fly. Some animals have strong legs to run fast.



1. Which part of a bird helps it fly?

a. wing



b. eye



2. What part of an animal helps it hear?

a. ears



b. legs



Name: _____ Date: _____

Directions: Look at the pictures. Read the words.
Circle the correct answers.

America Celebrates

We have holidays. We have fun with our families.



History

1. Which picture shows holiday fun?

a.



b.



2. Which holiday shows we like our country?

a.



b.



Colonel Weather Packet

2023 – 2024

Kindergarten

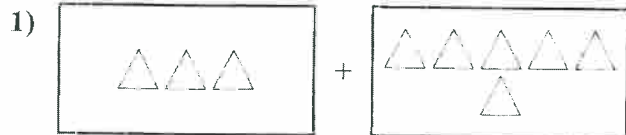
Day 7

Table of Contents

Subject	Assignment
Math	Matching Addition Complete the Number Series
Language Arts	“Building Things with Snow” (Read Works) Week 2 Day 2 (Reading)
Science	Week 4 Day 2 (Life Science)
Social Studies	Week 5 Day 2 (History)



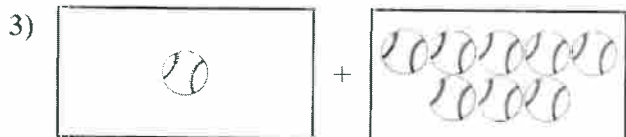
Express the visual problem as an equation with answer.

Answers

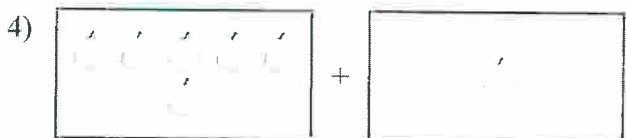
1. _____



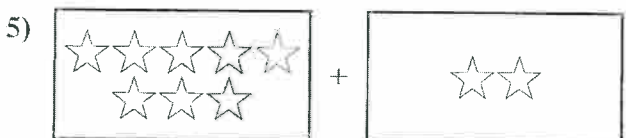
2. _____



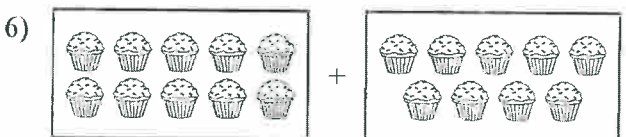
3. _____



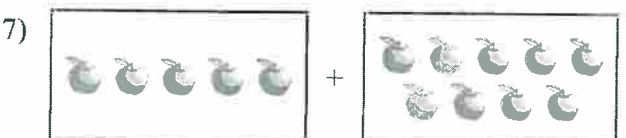
4. _____



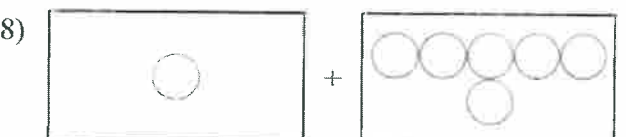
5. _____



6. _____



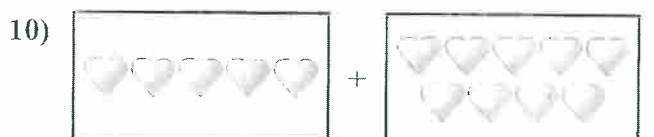
7. _____



8. _____



9. _____



10. _____

Name : _____ Score : _____

Teacher : _____ Date : _____

Complete the Number Series

____, 11, 12, 13, _____, _____, _____, _____

____, 2, _____, 4, 5, _____, _____, _____

____, 7, _____, 9, _____, 11, _____, _____

____, _____, _____, _____, 6, _____, 8, 9

____, _____, _____, 14, _____, _____, 17, 18

____, 1, _____, _____, 4, _____, _____, 7

____, 8, 9, _____, _____, 12, _____, _____

____, 9, _____, _____, _____, 13, _____, 15

____, _____, 6, _____, _____, 9, _____, 11

____, 14, _____, 16, _____, 18, _____, _____



Building Things with Snow



Igloo

Did you know that people can build things with snow?

People build snowmen for fun. They pat snow into big balls. They put the balls on top of each other. Then, they add sticks for arms. They can use rocks for eyes. And a carrot makes a great nose!

People can build important things out of snow, too. Some people build houses out of snow! One kind of snow house is an igloo. Igloos are shaped like a dome. Inuit people build these houses. They can be found in some places that are very far north.

Name: _____ Date: _____

1. What important thing do some people build out of snow?




a car




a house

2. How are igloos shaped?



like a dome



like a triangle

3. Who builds igloos?




Native Americans




Inuit people

4. Where can we find igloos?



very far north



very far south

5. What do we call a house built out of snow?

A house built out of snow is an _____.

6. What did you learn from "Building Things with Snow"?

Name: _____ Date: _____

Directions

Match the words to the pictures.

SCORE

1. 😊 😊

2. 😊 😊

3. 😊 😊


4. 😊 😊

____ / 4
Total

bad




Dad



pad

1. Dad



2. pad



3. bad

**Directions**Circle the word for the picture.
Write the word.

4.



sad




had

_____	_____	_____
s	a	d
_____	_____	_____



Name: _____ Date: _____


Directions: Use the chart to answer the questions.

Body Coverings		
Fur	Feathers	Scales
		

1. Which animal has fur?

a. rabbit

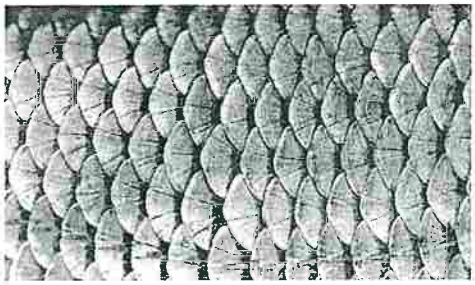
b. snake



2. How can you tell if an animal is a bird?

a. It has scales.

b. It has feathers.



Name: _____ Date: _____

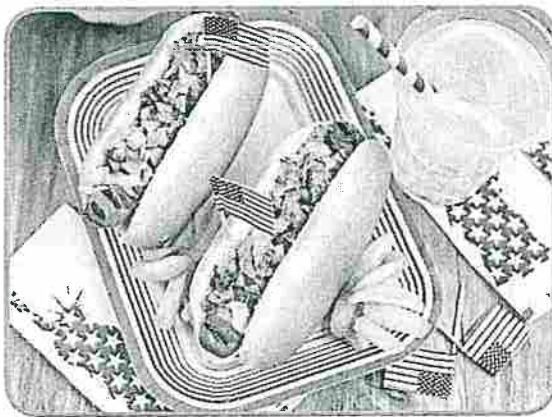
Directions: Look at the picture. Read the words. Circle the correct answers.

July 4 is our country's birthday. We have parades.



1. How do we celebrate on July 4?

a.



b.



2. What else do people do on July 4?

a.



b.



Colonel Weather Packet

2023 – 2024

Kindergarten

Day 8

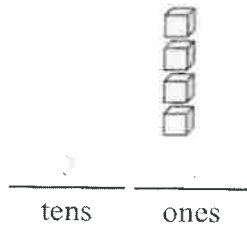
Table of Contents

Subject	Assignment
Math	Visual Place Value (Less than 20)
Language Arts	“Stars in Quilts” (Read Works) Week 2 Day 3 (Reading)
Science	Week 4 Day 3 (Life Science)
Social Studies	Week 5 Day 3 (History)

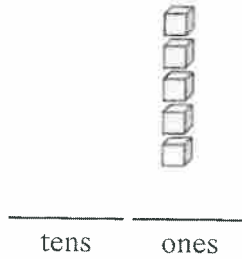


Fill in the blanks to find the amounts.


Ex)




1)



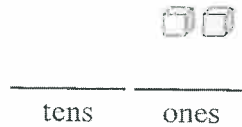
2)



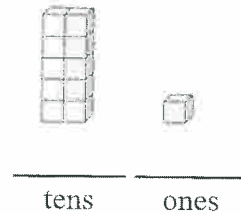
3)



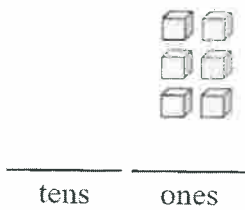
4)



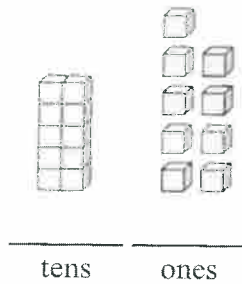
5)



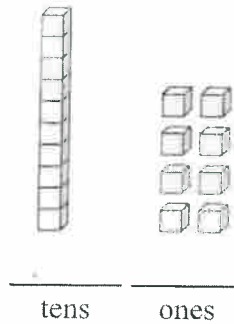
6)



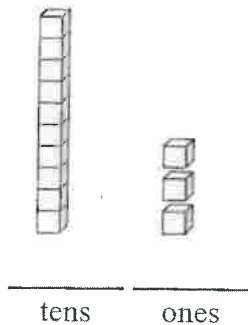
7)




8)



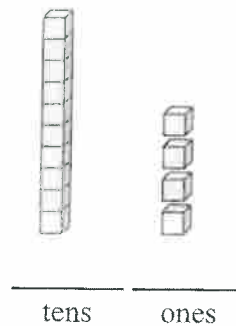
9)



10)



11)

AnswersEx. 4

1. _____

2. _____

3. _____

4. _____

5. _____

6. _____

7. _____

8. _____

9. _____


10. _____

11. _____

Stars in Quilts

by Lauren Holt

This text is provided courtesy of the International Quilt Museum, University of Nebraska-Lincoln.



International Quilt Museum,
University of Nebraska-Lincoln

*This quilt has a sawtooth star. The
star is made with one square and
eight triangles.*


How many shapes can you name? Do you know the triangle? A triangle has three sides and three corners. Do you know the square? A square has four equal sides. It has four corners. Shapes like these are called basic shapes. Basic shapes can be put together to make new shapes.

A star is another type of shape. There are different kinds of stars. Stars can have different numbers of sides or points. You can make a star out of triangles and squares. One place you might see stars is in a quilt. A quilt is like a blanket. It's made from many cloth shapes. Quilters make stars by sewing triangles and squares

together.

Look at the first picture. This picture shows a quilt. The quilt has a sawtooth star in the middle. This star has eight points. It is made of squares and triangles sewn together.

Now look at this picture. This also shows a quilt. This quilt has many stars! This kind of star is called a shooting star. It has four points. It is made of four triangles sewn together.



International Quilt Museum, University of Nebraska-Lincoln


This is a shooting star quilt. The stars are made from four triangles.

Name: _____ Date: _____

1. What kind of shape has four equal corners and sides?




a circle




a square

2. What shapes can you use to make a star?




squares and triangles




circles and squares

3. What is used to make a quilt?




metal



cloth

4. What kind of star is in the middle of the quilt in the picture?



a sawtooth star



a five-point star

5. How many triangles do you need to make a shooting star on a quilt?

You need _____ stars.

6. What did you learn from "Stars in Quilts?"

Name: _____ Date: _____

Directions

Match the words to the pictures.



lap



nap



map

1. map



2. lap



3. nap



Directions

Circle the word for the picture.
Write the word.

4.



sap

cap

c a p

SCORE

1. 😊 😊

2. 😊 😊

3. 😊 😊


4. 😊 😊

____ / 4
Total


Name: _____ Date: _____

Directions: Read the text. Answer the questions.

Harry goes to the zoo. He sees a zebra.



1. How does Harry know a zebra can run fast?
 - a. It has strong legs.
 - b. It has stripes.
2. Tell a friend a question you have about zebras.
3. Trace the picture below. Then color the picture.



Developing Questions

Name: _____ Date: _____

Directions: Look at the picture. Read the words. Circle the correct answers.

George Washington

He was a president. He was born in February. Presidents Day is in February.



1. When did Washington live?

a. long ago


b. today



2. How did Washington write?

a.

b.



Colonel Weather Packet

2023 – 2024

Kindergarten

Day 9

Table of Contents

Subject	Assignment
Math	Adding Within 5
Language Arts	“Ready for a Pet” (Read Works) Week 2 Day 4 (Reading)
Science	Week 4 Day 4 (Life Science)
Social Studies	Week 5 Day 4 (History)



Solve each problem.

Answers

1) $\begin{array}{c} 1 \\ \circ \end{array} + \begin{array}{c} 1 \\ \circ \end{array} = \underline{\quad}$

2) $\begin{array}{c} 2 \\ \circ \circ \end{array} + \begin{array}{c} 1 \\ \circ \end{array} = \underline{\quad}$

1. _____

2. _____

3) $\begin{array}{c} 1 \\ \circ \end{array} + \begin{array}{c} 4 \\ \circ \circ \\ \circ \circ \end{array} = \underline{\quad}$

4) $\begin{array}{c} 3 \\ \circ \circ \\ \circ \end{array} + 0 = \underline{\quad}$

3. _____

4. _____

5) $\begin{array}{c} 3 \\ \circ \circ \\ \circ \end{array} + \begin{array}{c} 2 \\ \circ \circ \end{array} = \underline{\quad}$

6) $\begin{array}{c} 4 \\ \circ \circ \\ \circ \circ \end{array} + 0 = \underline{\quad}$

5. _____

6. _____

7) $\begin{array}{c} 1 \\ \circ \end{array} + \begin{array}{c} 2 \\ \circ \circ \end{array} = \underline{\quad}$

8) $\begin{array}{c} 5 \\ \circ \circ \\ \circ \circ \\ \circ \end{array} + 0 = \underline{\quad}$

7. _____

8. _____

9. _____

10. _____

9) $\begin{array}{c} 5 \\ \circ \circ \\ \circ \circ \\ \circ \end{array} - \begin{array}{c} 2 \\ \circ \circ \end{array} = \underline{\quad}$

10) $\begin{array}{c} 5 \\ \circ \circ \\ \circ \circ \\ \circ \end{array} - \begin{array}{c} 5 \\ \circ \circ \\ \circ \circ \\ \circ \end{array} = \underline{\quad}$

11. _____

12. _____

11) $\begin{array}{c} 5 \\ \circ \circ \\ \circ \circ \\ \circ \end{array} - \begin{array}{c} 4 \\ \circ \circ \\ \circ \circ \end{array} = \underline{\quad}$

12) $\begin{array}{c} 2 \\ \circ \circ \end{array} - \begin{array}{c} 2 \\ \circ \circ \end{array} = \underline{\quad}$

13. _____

14. _____

15. _____

13) $\begin{array}{c} 2 \\ \circ \circ \end{array} - \begin{array}{c} 1 \\ \circ \end{array} = \underline{\quad}$

14) $\begin{array}{c} 4 \\ \circ \circ \\ \circ \circ \end{array} - \begin{array}{c} 2 \\ \circ \circ \end{array} = \underline{\quad}$

16. _____

15) $\begin{array}{c} 5 \\ \circ \circ \\ \circ \circ \\ \circ \end{array} - \begin{array}{c} 3 \\ \circ \circ \\ \circ \end{array} = \underline{\quad}$

16) $\begin{array}{c} 3 \\ \circ \circ \\ \circ \end{array} - \begin{array}{c} 3 \\ \circ \circ \\ \circ \end{array} = \underline{\quad}$

Ready for a Pet

by Fatima Shaik

Kim wanted a pet. "Please, Mommy, can I get a dog?" she asked.

"I don't think so," her mom said. "Taking care of a dog is a lot of work! You must wash and feed it. You have to walk and train it. I'm not sure you are ready."



Image by Free-Photos from Pixabay

a cat and a dog

But Kim felt like she was ready. She wondered how to show that to her mom.

She watched Mommy. Mommy did a lot to take care of things.

Mommy folded clothes for the family. So, Kim folded her clothes and put them away.

Mommy washed dishes. So, Kim rubbed her dish with soap and water after every meal.

Mommy went to work every day. So, Kim remembered to do her homework every night.

Mommy twisted and oiled Kim's locks every night. Then she wrapped a scarf around Kim's head. So, Kim twisted her own curls before Mommy came to help her.

Kim's mom saw the changes. "I think you may be ready for a pet," she told Kim. "Let's talk about what you will need to learn."

Kim was so happy she felt like jumping up and down on the sofa. But she never saw Mommy jump on the furniture. So, she hugged Mommy instead. Then Kim said, "Yay! I think I am ready, too."

Name: _____ Date: _____

1. What kind of pet does Kim want?




a dog




a fish

2. What does Kim do with her clothes to show her mommy she is ready for a pet?

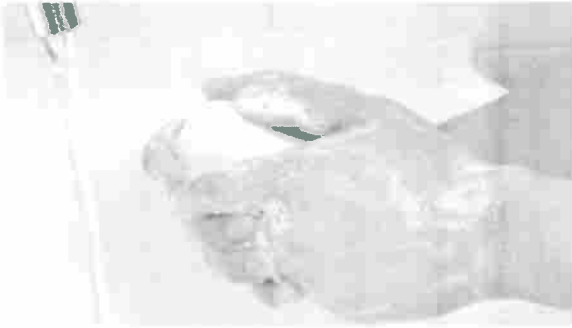


She folds them and puts them away.

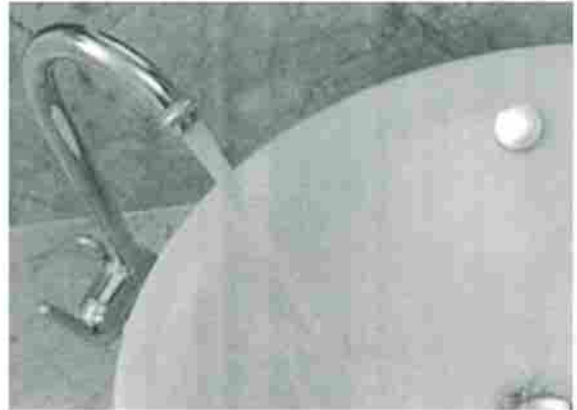


She hangs them on a clothesline.

3. What does Kim do with her dishes after dinner?



She washes them with soap and water.




She leaves them in the sink.

4. What does Kim do every night?



She listens to music.



She does her homework.


5. What does Kim's mom say to Kim at the end of this story?

She says she thinks that Kim is _____.

6. What did you learn from "Ready for a Pet?"

Name: _____ Date: _____


Dad and Pam



Dad has a yam.



He also has some jam.



He gave some to Pam.

Name: _____ Date: _____

DirectionsListen to and read "Dad and Pam."
Answer the questions.**SCORE**

1. 😊 😐

2. 😊 😐

3. 😊 😐

4. 😊 😐

____ / 4
Total**1.** Who gave a gift?

- ☐ (A) Dad
☐ (B) Pam
☐ (C) yam

3. What will Pam
do with the jam
and yam?

- ☐ (A) sleep
☐ (B) eat them
☐ (C) sell them

2. What did Pam get?


- ☐ (A) naps
☐ (B) jam
☐ (C) Dad

4. Which is another
good title?

- ☐ (A) Sharing
☐ (B) Yams
☐ (C) Naps

Name: _____ Date: _____


Directions: Think about how you would invent an animal that can fly and walk. Answer the questions.



1. What body part must your animal have to walk?

a. beak

b. legs



2. How can you test to see if your animal can fly?

a. make it flap its wings

b. give it bird food




Name: _____ Date: _____

Directions: Look at the picture. Read the words. Circle the correct answer.


Abraham Lincoln

He lived long ago. His home was a log cabin. He helped people.



1. Where did Lincoln live?


a.



b.



2. Draw yourself in a log cabin.



Colonel Weather Packet

2023 – 2024

Kindergarten

Day 10

Table of Contents

Subject	Assignment
Math	Which Equals
Language Arts	“Horseshoe Bend” (Read Works) Week 2 Day 4 Story (Reading) Week 2 Day 5 (Reading)
Science	Week 4 Day 5 (Life Science)
Social Studies	Week 5 Day 5 (History)



Determine which choices (or choices) answer the question.

Answers

Ex) Which choice (or choices) best shows 3?

A. $1 + 2$ B. $3 + 3$ C. $3 + 4$

Ex. _____

1) Which choice (or choices) best shows 4?

A. $3 + 1$ B. $4 + 0$ C. $0 + 4$

1. _____

2) Which choice (or choices) best shows 6?

A. $2 + 4$ B. $4 + 2$ C. $6 + 0$

2. _____

3) Which choice (or choices) best shows 8?

A. $5 + 3$ B. $6 + 0$ C. $2 + 9$

3. _____

4) Which choice (or choices) best shows 9?

A. $4 + 5$ B. $3 + 6$ C. $5 + 12$

4. _____

5) Which choice (or choices) best shows 7?

A. $4 + 3$ B. $1 + 6$ C. $2 + 5$

5. _____

6) Which choice (or choices) best shows 10?

A. $0 + 10$ B. $10 + 0$ C. $5 + 5$

6. _____

7) Which choice (or choices) best shows 2?

A. $0 + 2$ B. $0 + 5$ C. $0 + 4$

7. _____

8) Which choice (or choices) best shows 5?

A. $3 + 2$ B. $2 + 4$ C. $3 + 8$

8. _____

Horseshoe Bend



Horseshoe Bend

The Colorado River goes through the southwest United States. It has flowed for a very long time.



The river goes through rocky land. The land used to be more flat. But the river carved into the rock. Now, the land has many canyons.

In one spot, the river makes a big turn. It looks like a horseshoe. A horseshoe is a "U" shape. This spot is very beautiful. It is called Horseshoe Bend.

People can go see Horseshoe Bend. They can go to the edge of the rock. They can look down at the Colorado River where it makes a big U shape.

Name: _____ Date: _____

1. Is the Colorado River old?

*yes**no*

2. Describe the land around the Colorado River.

*rocky**grassy*

3. What did the land in the southwest used to be like?



hilly



flat

4. What did the Colorado River create?



floods



canyons

5. Where is the Colorado River?

The Colorado River goes through the _____.

6. What did you learn from "Horseshoe Bend"?

Name: _____ Date: _____

Dad and Pam

yam

Dad has a yam.



jam

He also has some jam.



Pam

He gave some to Pam.

Name: _____ Date: _____

Directions


Look at the story. What happens next? Finish the story with a picture. Label the picture.

SCORE

 / 4
Total



Pam is sad.



Pam is lost.



Pam has a map.

This image shows a single sheet of white paper with horizontal blue or grey ruling lines. A vertical margin line is present on the left side, creating a narrow left margin. The paper appears to be from a notebook or a standard ruled document. There are no markings, text, or drawings on the page.

Name: _____ Date: _____

Directions: Draw lines to label the animals' body parts.


1.

eye

tail

mouth

fin



2.

tail

eye

beak

wing




3.

tail

head

leg


eye




Name: _____ Date: _____

Directions: Look at the pictures.

George Washington's
home



Abraham Lincoln's
home



Draw your home.



History