



Agenda

Board of Trustees

Regular Meeting

Location: District Office Board Room

Video Livestream: <https://lexrich5.rev.vbrick.com/#/webcasts/boardmeeting>

June 28, 2021

1. Call to order at 6:00 p.m.
2. Approval of the agenda
3. Enter Executive Session to consider the following:
 - a. Selected employment items (*Exhibit A*) (Action)
 - b. Selected employment items (*Exhibit B*) (Information Only)
 - c. Kelly Services - Amendment to Adopt and Ratify for 2020-2021 (*Exhibit C*)
4. Call to order at 7:00 p.m.
5. Welcoming remarks – Jan Hammond, Board Chair
6. Invocation – Rebecca Blackburn Hines, Board of Trustees
7. Pledge of Allegiance – Rebecca Blackburn Hines, Board of Trustees
8. Approval of the minutes of the June 14, 2021 board meeting
9. Approval of the minutes of the June 22, 2021 special-called meeting
10. Public Participation*

ACTION AGENDA

11. Action as Necessary or Appropriate on Matters Discussed in Executive Session
12. Discussion and Action Regarding Censure of Board Member Ed White (*Exhibit D*)
13. Textbook Adoptions 2021-2022 Recommendations (*Exhibit E*)

DISCUSSION AGENDA

14. Monthly Financial Reports (*Exhibit F*)
15. Status Update on Temporary / Substitute Services Contract
16. Discussion Regarding Parents and Students Safety Concerns of Students Across the District
17. Adjourn

INFORMATION AGENDA

18. The next regular scheduled board meeting will be July 12, 2021 at The Center for Advanced Technical Studies.

**The Board welcomes and encourages public participation. We respectfully ask that you adhere to the procedures and the decorum provided in board policy BEDH "Public Participation at Meetings". Your comments should be limited to three minutes. Questions asked during public participation will be handled in accordance with board policy BEDH.*

COVID-19 NOTICE: Due to federal and state social distancing guidelines, seating capacity at our school board meeting will be limited. Masks will be required. The district will live stream board meetings to provide virtual viewing options.



Minutes
Board Meeting – June 14, 2021

The Board of Trustees of School District Five of Lexington and Richland Counties conducted an in-person meeting at the District Office with the following members present:

Mrs. Rebecca Blackburn Hines
Mrs. Nikki Gardner, Secretary
Mrs. Jan Hammond, Chair
Mr. Matt Hogan
Mrs. Catherine Huddle
Mr. Ken Loveless, Vice Chair
Mr. Ed White
Dr. Christina Melton, District Superintendent

The following staff members attended:

Mr. Todd Bedenbaugh, Executive Director of Operations
Mrs. Katrina Goggins, Director, Office of Communications
Mr. Michael Guliano, Chief Instructional Officer
Dr. Michael Harris, Chief Planning and Administrative Officer
Mrs. Marty Rawls, Chief Finance Officer
Dr. Tamara Turner, Chief Human Resources Officer

A livestream video link was provided to the public as a viewing option for the meeting.

Mrs. Hammond called the meeting to order at 7:06 p.m. to convene the public hearing on the 2021-2022 General Fund Budget. Chief Finance Officer, Mrs. Marty Rawls provided a 2021-2022 Budget Overview. Following Mrs. Rawls presentation, public participation regarding the 2021-2022 budget was held. Kim Murphy spoke during public participation. The public hearing was adjourned at 7:22 p.m.

Mrs. Hamond called the regular meeting to order at 7:22 p.m. and offered welcoming remarks. Board Vice Chair, Ken Loveless, led the invocation and the Pledge of Allegiance.

During the Superintendent's Report, Dr. Melton presented the 2020-2021 School Reentry Overview, Part XVIII, and Director of Accountability, Mr. Vann Holden, presented the 2021-2022 through 2025-2026 District Strategic Plan Update.

The minutes of the May 24, 2021 board meeting were approved.

During public participation: Debbie Goodman spoke regarding honoring teachers and administrators; Todd L. Gosh and Todd A. Gosh spoke regarding vaccines and CRT; Kim Murphy spoke; and Carolene Floyd (student), Ethan Maskery (student), Brittany Amick, Laura LaSalle, Chrystal Barley, Rose St. Louis, and Alan Wright spoke regarding bullying.

Board Member, Ed White, submitted his letter of resignation for the record. Statements from Dr. Melton and Mr. Loveless were submitted for the record.

Action Agenda

- Action as Necessary or Appropriate on Matters Discussed in Executive Session
- Town of Chapin Easement Request
- Second Reading Approval of the FY2022 General Fund Budget

Discussion Agenda

- No items

Information Only

- No items

The meeting adjourned at 10:12 p.m.

Record of Voting



**School District Five
of
Lexington and Richland Counties**

Meeting of June 14, 2021

	Blackburn Hines	Gardner	Hammond	Hogan	Huddle	Loveless	White
1. M. Blackburn Hines S. Huddle Approve the agenda	X	X	A	X	X	X	X
2. M. Huddle S. Hogan Enter Executive Session to consider the following: a. Selected employment items (Exhibit A) (Action) b. Selected employment items (Exhibit B) (Information Only) c. Legal update Case No: 2020-CP-40-02158 d. Legal advice regarding a contractual matter	X	X	A	X	X	X	X
3. M. Loveless S. Huddle I move that we convene the public hearing (7:06 p.m.) on the 2021-2022 General Fund Budget	X	X	X	X	X	X	X
4. M. -- S. -- Adjourn public hearing at 7:22 p.m. (<i>no motion made</i>)	-	-	-	-	-	-	-
5. M. Blackburn Hines S. Gardner I make the motion that we approve the school district's preliminary reentry plan as outlined in the report provided by Mrs. Goggins.	X	X	X	X	X	X	X

A = Absent
AB = Abstain
N = No
X = Yes
R = Recuse

6. M. Gardner S. Blackburn Hines I make the motion that we approve the minutes of the May 24, 2021 board meeting.	X	X	X	X	X	X	X
7. M. Loveless S. Gardner I move that we approve the selected employment items as discussed in Executive Session shown under Exhibit A (Action).	X	X	X	X	X	X	A
8. M. Huddle S. Blackburn Hines I move that we approve the easement request for the Town of Chapin which is the area adjacent to the property from the old high school.	X	X	X	X	X	X	A
9. M. Blackburn Hines S. Gardner I make a motion that we approve the second reading for the adoption of the 2021-2022 general fund budget as presented including the continuation of the remaining fund balance assignment for Piney Woods Elementary School in 2021-2022.	X	X	X	X	X	X	A
10. M. Blackburn Hines S. Hogan I make a motion to approve setting the operating millage rate at 246.10 mils and the debt service millage rate at a calculated rate to meet the debt service obligations not to exceed the current rate of 75.4 mils.	X	X	X	X	X	X	A
11. M. Blackburn Hines S. Gardner I make the motion that we return to Executive Session to receive legal advice regarding a contractual matter.	X	X	X	X	X	N	A
12. M. Gardner S. Huddle Adjourn at 10:12 p.m.	X	X	A	X	X	X	A
	Blackburn Hines	Gardner	Hammond	Hogan	Huddle	Loveless	White

A = Absent
AB = Abstain
N = No
X = Yes
R = Recuse

Edward K. White
327 Steeple Crest North
Irmo, SC 29063

June 14, 2021

Ms. Jan Hammond
Board Chair, Board of Trustees
School District Five of Lexington and Richland Counties
1020 Dutch Fork Road
Irmo, SC 29063

RE: Resignation

Dear Ms. Hammond:

This letter is to notify you that pursuant to Policy BBBC, I am resigning my position from the Board of Trustees for School District Five of Lexington and Richland Counties effective 30 days from today.

Sincerely,



Edward K. White

EKW:jh

Attachment #1 is included with
the minutes of the 6/14/2021
meeting, at the request of Board member
Ed White
pursuant to South Carolina Code
Ann. Section 30-4-90(a)(4)
and Board Policy BEDG. The Board majority
did not approve, disapprove, or otherwise
act upon the contents of this attachment.

Statement from Dr. Christina S. Melton
June 14, 2021

This message is a bittersweet message to write because of my love for our district. This is home. We are family.

I am a strong believer in seasons of life, including career. My season as superintendent is drawing to an end on June 30, 2021. As I prepare for this new chapter in my life, I thank the Board of Trustees for the privilege to lead School District Five. I thank our families, our community, and especially our students. I am grateful to the staff of School District Five. I am convinced the brightest, most talented, capable and caring professionals are concentrated here in our district.

"Know Thy Impact" is not a mantra, it is a mission at work daily in all operations across our district. I could list the #PrideIn5 accolades we have achieved, the historic precedents we have set, the records our students have made and the records our students have broken. I could list the extensive accomplishments our staff have been recognized for and how we have been innovative and forerunners in ratings, competitions, and recognitions. Instead of the extrinsic, it is the intrinsic I am most proud of. We have rallied in times of crisis. We have shared strength during weakness and we have seen the unprecedented. We have been a voice for our children, our community and our profession. We have been tested and have proven to be resilient and student-centered. I leave this chapter knowing the people in place will continue exemplary work focusing upon our most important resource... our children.

With a grateful heart and in service.

Dr. Christina Melton
Superintendent
School District Five of Lexington & Richland Counties

Attachment #2 is included with
the minutes of the 6/14/2021
meeting, at the request of Board member
Jan Hammond
pursuant to South Carolina Code
Ann. Section 30-4-90(a)(4)
and Board Policy BEDG. The Board majority
did not approve, disapprove, or otherwise
act upon the contents of this attachment.

DRAFT

Dr. Christina Melton has advised the Board of Trustees for School District Five of Lexington and Richland Counties of her resignation as Superintendent, effective June 30, 2021. The Board expresses its appreciation to Dr. Melton for her dedicated efforts on behalf of the students and staff of the District since she was appointed as Superintendent in 2017 and wishes her well in her future endeavors.

The Board plans to schedule a special-called meeting ~~to discuss~~ to discuss selecting an Interim Superintendent to lead the District beginning on July 1, 2021. As soon as that individual is selected, the Board will inform all of the District's stakeholders.

Attachment #3 is included with
the minutes of the 6/14/2021
meeting, at the request of Board member
Ken Loveless
pursuant to South Carolina Code
Ann. Section 30-4-90(a)(4)
and Board Policy BEDG. The Board majority
did not approve, disapprove, or otherwise
act upon the contents of this attachment.

Minutes
Board Meeting – June 22, 2021

The Board of Trustees of School District Five of Lexington and Richland Counties conducted an in-person special-called meeting at the District Office with the following members present:

- Mrs. Rebecca Blackburn Hines
- Mrs. Nikki Gardner, Secretary
- Mrs. Jan Hammond, Chair
- Mr. Matt Hogan
- Mrs. Catherine Huddle
- Mr. Ken Loveless, Vice Chair
- Mr. Ed White (*Absent*)
- Dr. Christina Melton, District Superintendent (*Absent*)

The following staff members attended:

- Mr. Todd Bedenbaugh, Executive Director of Operations
- Mr. Michael Guliano, Chief Instructional Officer
- Dr. Michael Harris, Chief Planning and Administrative Officer


A livestream video link was provided to the public as a viewing option for the meeting.

Mrs. Hammond called the special-called meeting to order at 5:29 p.m. and called for a motion to approve the agenda. Following the approval of the agenda, Mrs. Hammond called for a motion to enter Executive Session. A motion was made, seconded and approved.

During Executive Session, the Board of Trustees discussed the selection of an interim superintendent. Upon return from Executive Session, a motion was made to appoint Dr. Akil Ross as the district’s interim superintendent. The motion was seconded and approved.

The meeting adjourned at 7:20 p.m.

Record of Voting

 <p style="text-align: center;">School District Five of Lexington and Richland Counties</p> <p style="text-align: center;">Meeting of June 22, 2021</p>		Blackburn Hines	Gardner	Hammond	Hogan	Huddle	Loveless	White
		1. M. Gardner	S. Loveless	X	X	X	X	X
Approve the agenda								

2. M. Loveless S. Huddle Enter Executive Session to discuss selection of Interim Superintendent	X	X	X	X	X	X	A
3. M. Huddle S. Hogan I move that we appoint Dr. Akil Ross as the district's interim superintendent effective July 1, 2021 and that we authorize the Board Chair to sign the agreement with Dr. Ross reflecting his appointment.	X	X	X	X	X	X	A
4. M. Blackburn Hines S. Gardner Adjourn at 7:20 p.m.	X	X	X	X	X	X	A
	Blackburn Hines	Gardner	Hammond	Hogan	Huddle	Loveless	White

A = Absent AB = Abstain N = No X = Yes R = Recuse

Last night I resigned from the School Board of School District Five of Lexington and Richland Counties. I felt that it was the only action that I could take to express the serious nature of my objection to the way our Board has decided to conduct the public's business.

My fellow Board members signed a secret settlement agreement with Dr. Melton to terminate the Superintendent's Contract without a public vote. They wanted to present the false façade that she had resigned and keep it from the public until after the school year adjourned, ostensibly to avoid the criticism they would receive for their actions. I refused to sign the agreement.

The truth is that Mr. Loveless, Ms. Gardner, and Ms. Huddle forced Dr. Melton to resign. I witnessed the hostile and abusive work environment these three created for her that would make it impossible for any Superintendent to succeed. Then they demanded that Mrs. Melton, the Superintendent of the Year, resign.

There was no basis for terminating her employment. I felt that this was wrong, unfair, and not in the best interests of our District, community, teachers, and students.

This action should have been voted on in public rather than misleading the public about her departure.

Ending the employment of the one person that the Board has the authority to hire and fire should take place with a public vote that lets the public know what is happening. When we hire a superintendent, we do it in public, but these board members wanted to get rid of the State Superintendent of the Year in secret.

Transparency means conducting the public's business in public – all the time – not when it suits. It means not trying to cover up actions to create a narrative or advance a private agenda. As elected officials, we owe that obligation. I have worked for years on this Board for the public. Unfortunately, I do not believe that I can solve this problem serving on this Board and don't want to preside over the damage to School District Five that this Board is creating.

Ed White



MEMORANDUM

To: Members of the Board of Trustees

From: Michael Guliano *mb*
Chief Instructional Officer

Date: June 23, 2021

Re: June 28, 2021 Board Meeting
Action Item: Approval of Textbook Adoptions
Textbook Adoptions FY 2021-2022 Recommendations

After a careful review of all state-adopted textbooks by textbook adoption committees, comprised of teachers, school administrators, parents, and subject area coordinators, the attached textbook recommendations are being presented for your approval.

I will be present at the Board Meeting to answer any questions you may have regarding this information.

Spanish, Grades K-5
French, Grades K-5
Probability and Statistics, Honors, Grades 11-12
Calculus, Honors, Grades 11-12
Modern World History, CP and Honors, Grade 10

Recommendation: The administration supports the attached textbook recommendations.

School District Five of Lexington & Richland Counties

Recommendation for Instructional Materials Adoption

Subject: Spanish

Grade level/Cluster: K-5 / Elementary

Title: Listos

Author: Jose Blanco

Publisher: Vista Higher Learning

Copyright Date: 2021

Comments reflect both the results of the scale scoring and evidence indicated on the Instructional Appraisal Worksheet from all schools.

I. Content and Alignment (15/20)

- The content of the text is accurate concerning grammar and culture; vocabulary is relevant and current.
- Content is aligned to World Language standards.
- The text provides content that is rich in culture and diversity.
- The content provides excellent examples of global perspectives; each lesson has a cultural component.

II. Organization and Style (12 /25)

- The text is engaging and the format is easy to read/follow but the Lexile level is not appropriate for the course level.
- There are photos and illustrations that support learning at all levels.
- Scaffolding is provided.
- The Learning progression and sequence is present, with connections to prior knowledge in each unit. However, the text seems to be more in line with students who are in an immersion program.
- Spiraling curriculum is year to year instead of throughout each school year to provide repetition.

III. Instructional Supports (12/20)

- Focus on written work-not true student engagement.
- Some activities for engaging dialog, most interactions seem to be with the text.
- Suggested learning activities are available for teachers to support the extension of instruction.
- Handbook is organized and explanatory.

IV. Technology (14 /25)

- There is an audio component available for reading and writing.
- Website seems to be monitored and updated.
- Technical support by means of chat is available. Teachers can also reach customer support via email and phone.
- Teachers have access to online interactive autograded assessments and activities.
- Technology resources that allow for significant task redesign and / or creation of new engagements were not evident.

V. Monitoring Student Progress (11 /25)

- Rubrics were provided, and scoring guidelines, as well as “I can” statements. No exemplars noted.
- Formative and summative assessments are minimal.
- Many worksheet type activities provided.
- The assessments do not provide much information in regard to useful data (fluency or ACTFL levels).
- Assessment customization not evident (PDF format)

Content Coordinator: Julie Schelble



Date: 6/16/21

Adopted 4/28/86; Revised 9/19/2017

School District Five of Lexington & Richland Counties

Recommendation for Instructional Materials Adoption

Subject: French

Grade level/Cluster: K-5

Title: Les Loustics 1 2 3

Author: Hugues Denisot

Publisher: Hachette Francais Langue Etrangere

Copyright Date: 2021

Comments reflect both the results of the scale scoring and evidence indicated on the Instructional Appraisal Worksheet from all schools.

I. Content and Alignment (19 /20)

- This is an authentic French text from Hachette; it is used as a preparation for testing of French language proficiency for students learning French as their second language.
- There is a connection to the 3 modes of learning and assessing a second language: presentational, interpretive and interpersonal communications.
- They are identified in the table of contents of the text.
- There are constant connections/references to a world outside of the USA.

II. Organization and Style (25/25)

- There are a variety of listening activities that allow students to follow text through audio.
- Between the text and the workbook, there are numerous applications.
- There are three levels available in the series
- There is audio and listening comprehension as well as activities for presentational speaking.
- Similar communicative tasks are presented from the most basic to the more advanced

III. Instructional Supports (20 /20)


- This is a communicative based text for learning language. It is an authentic French text.
- Activities promote sharing information about and with classmates.
- The materials follow the natural language acquisition process with opportunities for Novice low to mid levels.
- The online resource shows the teacher's guide as well as the text, workbook and digital activities that complement the text

IV. Technology (18 /25)

- These technology resources all encourage student participation.
- There is little evidence to support this type of update.
- PD is offered through live remote teacher training
- The website offers a variety of culturally animated children's videos, poetry and songs with karaoke features.
- There are a variety of resources to create new tasks.

V. Monitoring Student Progress (19 /25)

- There are limited editable materials with rubrics and scoring guidelines but some direction and exemplars are given in the teacher's guide. Materials would need to be created by the teacher to support the D5 related arts grading system of M,P or U.
- Each unit has focused assessments for the three modes; interpretive, interpersonal and presentational. They are noted throughout the text and workbook. Also, in the digital version, there are digital assessments, (TNI activities) that are user friendly and feature good audio and graphics.
- The series provides the teacher with adequate resources for related arts grading purposes.
- There are opportunities for assessments for three modes of language proficiency; interpretive, interpersonal and presentational.
- The assessments are not easy to customize but there are a variety of examples to guide teachers in creating their new assessments.

Content Coordinator: Julie Schelble 


Date: 6/8/21

Adopted 4/28/86; Revised 9/19/2017

V. Monitoring Student Progress (24/25)

- The accompanying Sapling Plus digital component has the ability to assign homework, quizzes, and tests to monitor student progress.
- The content provides a variety of exercise and assessment tools including: Exercises, Chapter Reviews, and Practice Tests.
- The robust resource program, including student and teacher e-books with resources provide thorough guided feedback making this book ideal for homework in person or virtually.
- Examview assessment suite is included
- Teacher's Resource Flash Drive is included for more practice and assessment.

Content Coordinator: Amy Taylor



Date: 5-11-2021

Adopted 4/28/86; Revised 9/19/2017

School District Five of Lexington & Richland Counties

Recommendation for Instructional Materials Adoption

Subject: Calculus, Honors

Grade level/Cluster: 11-12

Title: Calculus - Graphical, Numerical, Algebraic Sixth Ed Author: Demana, Waits, Kennedy, Bressoud, Boardman

Publisher: Pearson

Copyright Date: 2020

Comments reflect both the results of the scale scoring and evidence indicated on the Instructional Appraisal Worksheet from all schools.

I. Content and Alignment (19/20)

- Content is current and appropriate for the Honors level
- Content is aligned with the South Carolina College and Career Ready Standards for Mathematics and is higher than that of College Preparatory.
- Applications are presented in business and economics, life sciences, and social and behavioral sciences.
- Applications in various disciplines provides a global perspective.

II. Organization and Style (22/25)

- Readability is appropriate for honors level students
- formatting and layout of each lesson is consistent. Numerous graphs, tables, and models exist throughout the text.
- Many examples are provided to support students at varying levels.
- Concepts are developed with increasing rigor and complexity
- Sequence and pacing align with our district curriculum with the rigor needed for honors

III. Instructional Supports (18/20)

- Annotated teacher's edition includes suggested activities and a variety of resources to design learning for students.
- Included in MyMathLab is "Learning Catalytics" which is a student response tool to foster student engagement and peer-to-peer interactive learning.
- MyMathLab provides step-by-step solutions and video solutions along with the ability to assign online homework, quizzes, and tests.
- Teacher annotated edition, solutions manual, and PowerPoint slides are available.

IV. Technology (23/25)

- A variety of projects are available online to enrich and enhance concept development.
- Digital content from MyMathLab is updated by Savvas learning regularly
- Publisher provides professional development for initial implementation.
- Homework and practice in MyMathLab give students unlimited opportunities for practice and mastery. Students get immediate feedback and support.

- MyMathLab provides a variety of videos, practice, and exercises to choose from for lesson or task design.

V. Monitoring Student Progress (23/25)

- Assessment bank has editable questions.
- Content provides a variety of exercises and assessments including: Chapter Summary, Chapter Review, Chapter Quiz, Chapter Test, and Cumulative Reviews to monitor student progress.
- Since problems in MyMathLab can be cloned and numbers change there are nearly an infinite amount of exercises available for students.
- Homework and practice in MyMathLab give students unlimited opportunity for practice and support. Students get immediate feedback and can view a stepped out example or get hints for working the problems.
- MyMathLab provides a variety of videos, practice, and exercises to choose from.

Content Coordinator: Amy Taylor



Date: 5-11-2021

Adopted 4/28/86; Revised 9/19/2017

School District Five of Lexington & Richland Counties

Recommendation for Instructional Materials Adoption

Subject: Modern World History

Grade level/Cluster: 10th Grade CP/Honors

Title: World History Interactive

Author: Gaynor Ellis, Elisabeth, and Anthony Esler

Publisher: Savvas

Copyright Date: 2022

Comments reflect both the results of the scale scoring and evidence indicated on the Instructional Appraisal Worksheet from all schools.

I. Content and Alignment (19 /20)

- The content is current with a 2022 copyright and includes a current events section.
- The content is aligned with the S.C. Social Studies College-and Career-Ready standards which includes historical content and historical thinking skills.
- The text and digital materials make connections to geography, economics, government, and science.
- There are specific sections included in the text which provide students with a global perspective.

II. Organization and Style (22 /25)

- Lexile level is appropriate for all students including CP and Honors levels.
- There is consistent formatting throughout the text, and the text also includes a large variety of visuals such as interactive maps, graphs, and images.
- Differentiation is provided in every lesson and online resources include additional activities at a variety of instructional levels.
- There is evidence of a clear learning progression from unit to unit, and the text provides connections to upcoming information that will be covered in future units.
- The text includes resources which provide opportunities for student exploration, reflection, and remediation.

III. Instructional Supports (18/20)

- There are multiple authentic and engaging activities for students such as debates, current events, 3-D simulations, and collaborative activities.

- Each unit begins with an inquiry quest and provides additional interactive activities through the online materials.
- The Teacher Edition provides a variety of ideas to differentiate for varying student levels, and the online interface allows modifications and extension activities as well.
- There are additional resources provided for teachers such as assessment question banks and a primary source and reading guide with a separate answer key for teachers.

IV. Technology (20 /25)

- There is a strong digital platform that is interactive and allows student exploration of content.
- The digital platform includes current event connections and inquiry based units which can be updated based on new discoveries.
- There is professional development and technical support provided. Some examples include ESOL support, differentiation tips, inquiry based learning, and social emotional learning.
- The materials are able to be modified and are not tied to one format which allows for new engagements and task design.

V. Monitoring Student Progress (21 /25)

- Rubrics and exemplars are provided in both the teacher resources and student activities such as the self scoring document based questions.
- There are a variety of assessments such as guiding questions, reading progress checks throughout each unit of study, lesson reviews, chapter study guides, and primary source documents with questions within units.
- Digital resources provide pre and post assessments. There is also an Examview creator which allows for easy creation and reflection on data collected from pre and post assessments.
- Assessments provide teachers with varied data to inform instruction. They provide remediated topic quizzes and topic tests for every level.
- The assessment programs have extensive item banks with searchable and modifiable content, and each topic test is available in three different levels.

Content Coordinator: *Melony T. Danford*

Date: *6.10.21*



MEMORANDUM

To: Members of the Board of Trustees

From: Marty Rawls,
Chief Financial Officer

Date: June 23, 2021

Re: June 28, 2021 Board Meeting
Superintendent's Report
Monthly Financial Reports – April 2021

Attached for your information are the revenue and expenditure reports through April 2021.

Attachments

**LEXINGTON RICHLAND SCHOOL DISTRICT 5
GENERAL FUND
MONTHLY REVENUE SUMMARY
FOR THE PERIOD ENDING APRIL 30, 2021**

	BUDGET	ACTUAL YEAR TO DATE	% Received
<u>LOCAL SOURCES</u>			
Property Taxes - Operations & Delinquent	67,831,629	67,205,646	99.08%
Property Taxes - Penalties & Interest	415,633	314,616	75.70%
Revenue in Lieu of Taxes (FILOT)	1,552,340	1,607,495	103.55%
Tuition - Out of District	5,000	1,514	30.27%
Rentals	120,000	35,080	29.23%
Medicaid	105,000	60,883	57.98%
Interest on Investments	350,000	71,495	20.43%
Other Local Revenue	240,000	869,090	362.12%
TOTAL - LOCAL SOURCES	70,619,602	70,165,818	99.36%
<u>STATE SOURCES</u>			
Education Finance Act (EFA)	42,289,607	35,313,690	83.50%
State Fringe Benefits	20,097,971	16,591,012	82.55%
Retiree Health Insurance	5,440,985	4,544,243	83.52%
State Aid to Classrooms - Teacher Salary	4,124,175	2,447,188	59.34%
Property Tax Relief - Tier I (1996: \$100,000)	10,580,071	10,580,071	100.00%
Homestead Exemption - Tier II (Seniors Age 65+)	1,758,200	-	0.00%
Homestead Exemption - Tier III - (Act 388)	32,145,086	22,501,560	70.00%
Merchant's Inventory Tax	213,955	205,418	96.01%
School Bus Drivers' Salaries/Fringes	1,275,060	1,085,853	85.16%
Manufacturer's Depr. Reimbursement & Motor Carrier	572,460	359,709	62.84%
PEBA Credits	1,190,410	1,190,410	100.00%
Other State Revenue	20,000	12,385	61.93%
TOTAL - STATE SOURCES	119,707,980	94,831,539	79.22%
<u>OTHER FINANCING SOURCES</u>			
E I A-Teacher Salary Supplement & Fringe	5,717,090	4,087,325	71.49%
Indirect Cost - Special Revenue Funds	480,000	322,345	67.16%
Sale of Fixed Assets	-	56,991	
TOTAL OTHER FINANCING SOURCES	6,197,090	4,466,661	72.08%
<u>OPERATIONAL BALANCE TRANSFER</u>	3,000,000	3,000,000	100.00%
TOTAL REVENUES THROUGH 4/30/2021 *	\$ 199,524,672	\$ 172,464,019	86.44%
TOTAL REVENUES THROUGH 4/31/2020 **	\$ 200,073,496	\$ 162,740,995	81.34%

* Use of \$3,000,000 from Fund Balance was approved for use in FY 2020-2021 on 12-14-2020

** Use of \$4,278,943 from Fund Balance was approved for use in FY 2019-2020 on 1-27-2020

**LEXINGTON RICHLAND SCHOOL DISTRICT 5
GENERAL FUND
MONTHLY EXPENDITURE ANALYSIS
FOR THE PERIOD ENDING APRIL 30, 2021**

	ORIGINAL BUDGET	ADJUSTED BUDGET	ACTUAL YEAR TO DATE	% Expended
SALARIES AND FRINGE				
Instructional	\$ 113,638,253	\$ 113,664,686	\$ 80,565,401	70.88%
Support & Community Services	58,401,278	58,752,570	46,715,118	79.51%
Subtotal	172,039,531	172,417,256	127,280,519	73.82%
CONTRACTUAL SERVICES & Oth. Obj.				
Instructional	2,612,901	2,927,144	1,776,233	60.68%
Support & Community Services	12,506,496	12,399,819	8,758,908	70.64%
Subtotal	15,119,396	15,326,962	10,535,141	68.74%
SUPPLIES AND MATERIALS				
Instructional	2,024,325	2,060,083	1,031,853	50.09%
Support & Community Services	6,239,719	6,389,718	4,830,111	75.59%
Subtotal	8,264,044	8,449,801	5,861,964	69.37%
EQUIPMENT				
Instructional	-	3,700	9,627	260.18%
Support & Community Services	83,685	39,056	17,965	46.00%
Subtotal	83,685	42,756	27,591	64.53%
TRANSFERS				
Pmts to Other Govt Entities-Per Proviso	20,000	20,000	20,180	100.90%
Food Service	267,897	267,897	-	0.00%
Subtotal	287,897	287,897	20,180	7.01%
OPERATIONAL BALANCE **				
		3,000,000		0.00%
TOTAL EXPENDITURES THROUGH 4/30/2021	\$ 195,794,553	\$ 199,524,672	\$ 143,725,395	72.03%
TOTAL EXPENDITURES THROUGH 4/30/2020	\$ 195,794,553	\$ 200,073,496	\$ 147,079,645	73.51%

** \$2,843,370.67 was paid to employees as a Bonus in December 2020 and is reflected in the salaries/fringe above

School District Five of Lexington and Richland

Board Report Revenue

From Date: 7/1/2020

To Date: 4/30/2021

Fiscal Year: 2020-2021

- Include pre encumbrance Print accounts with zero balance Filter Encumbrance Detail by Date Range
 Exclude inactive accounts with zero balance

Account Number	Description	Budget	Adjustments	GL Budget	Current	YTD	Balance	Encumbrance	Budget Bal	% Rem
100.000.0111001.0000.000	Ad Valorem Taxes - Lexington	(\$37,233,557.82)	\$0.00	(\$37,233,557.82)	(\$37,487,833.78)	(\$37,487,833.78)	\$254,275.96	\$0.00	\$254,275.96	-0.68%
100.000.0111002.0000.000	Ad Valorem Taxes - Richland	(\$14,994,746.18)	\$0.00	(\$14,994,746.18)	(\$16,973,622.13)	(\$16,973,622.13)	\$1,978,875.95	\$0.00	\$1,978,875.95	-13.20%
100.000.0112001.0000.000	Vehicle Taxes - Lexington	(\$7,013,376.00)	\$0.00	(\$7,013,376.00)	(\$6,345,396.70)	(\$6,345,396.70)	(\$667,979.30)	\$0.00	(\$667,979.30)	9.52%
100.000.0112002.0000.000	Vehicle Taxes - Richland	(\$6,781,620.00)	\$0.00	(\$6,781,620.00)	(\$5,136,210.52)	(\$5,136,210.52)	(\$1,645,409.48)	\$0.00	(\$1,645,409.48)	24.26%
100.000.0113001.0000.000	Delinquent Taxes - Lexington	(\$963,839.00)	\$0.00	(\$963,839.00)	(\$864,448.60)	(\$864,448.60)	(\$99,390.40)	\$0.00	(\$99,390.40)	10.31%
100.000.0113002.0000.000	Delinquent Taxes - Richland	(\$844,490.00)	\$0.00	(\$844,490.00)	(\$398,134.25)	(\$398,134.25)	(\$446,355.75)	\$0.00	(\$446,355.75)	52.86%
100.000.0114001.0000.000	Penalties & Interest on Taxes - Lexington	(\$159,552.00)	(\$138,633.00)	(\$298,185.00)	(\$201,036.15)	(\$201,036.15)	(\$97,148.85)	\$0.00	(\$97,148.85)	32.58%
100.000.0114002.0000.000	Penalties & Interest on Taxes - Richland	(\$117,448.00)	\$0.00	(\$117,448.00)	(\$113,580.07)	(\$113,580.07)	(\$3,867.93)	\$0.00	(\$3,867.93)	3.29%
100.000.0115001.0000.000	Sales & Use Tax Credit - Lexington	\$0.00	\$0.00	\$0.00	(\$504.61)	(\$504.61)	\$504.61	\$0.00	\$504.61	0.00%
100.000.0115002.0000.000	Sales & Use Tax Credit - Richland	\$0.00	\$0.00	\$0.00	\$0.00	\$0.00	\$0.00	\$0.00	\$0.00	0.00%
100.000.0128001.0000.000	Revenue in Lieu of Taxes - Lexington	(\$1,509,596.00)	(\$42,744.00)	(\$1,552,340.00)	(\$1,607,494.60)	(\$1,607,494.60)	\$55,154.60	\$0.00	\$55,154.60	-3.55%
100.000.0128002.0000.000	Revenue in Lieu of Taxes - Richland	\$0.00	\$0.00	\$0.00	\$0.00	\$0.00	\$0.00	\$0.00	\$0.00	0.00%
100.000.0131000.0000.000	Student Tuition Out of District	(\$5,000.00)	\$0.00	(\$5,000.00)	(\$1,513.50)	(\$1,513.50)	(\$3,486.50)	\$0.00	(\$3,486.50)	69.73%
100.000.0132000.0000.000	Tuition from Other LEAs for Regular Day School	\$0.00	\$0.00	\$0.00	\$0.00	\$0.00	\$0.00	\$0.00	\$0.00	0.00%
100.000.0151000.0000.000	Interest on Investments	(\$450,000.00)	\$100,000.00	(\$350,000.00)	(\$63,078.83)	(\$63,078.83)	(\$286,921.17)	\$0.00	(\$286,921.17)	81.98%
100.000.0151001.0000.000	Interest - Lexington	\$0.00	\$0.00	\$0.00	(\$4,500.43)	(\$4,500.43)	\$4,500.43	\$0.00	\$4,500.43	0.00%
100.000.0151002.0000.000	Interest - Richland County	\$0.00	\$0.00	\$0.00	(\$3,915.66)	(\$3,915.66)	\$3,915.66	\$0.00	\$3,915.66	0.00%
100.000.0174000.0000.000	Student Fees	\$0.00	\$0.00	\$0.00	\$0.00	\$0.00	\$0.00	\$0.00	\$0.00	0.00%
100.000.0190000.0000.000	Other Revenues from Local Sources	\$0.00	\$0.00	\$0.00	\$0.00	\$0.00	\$0.00	\$0.00	\$0.00	0.00%
100.000.0191000.0000.000	Rentals	(\$125,000.00)	\$5,000.00	(\$120,000.00)	(\$35,080.21)	(\$35,080.21)	(\$84,919.79)	\$0.00	(\$84,919.79)	70.77%
100.000.0192000.0000.000	Private Donations	\$0.00	\$0.00	\$0.00	\$0.00	\$0.00	\$0.00	\$0.00	\$0.00	0.00%
100.000.0193000.0000.000	Medicaid	(\$120,000.00)	\$15,000.00	(\$105,000.00)	(\$60,883.00)	(\$60,883.00)	(\$44,117.00)	\$0.00	(\$44,117.00)	42.02%
100.000.0195000.0000.000	Refund of Prior Year	(\$15,000.00)	\$0.00	(\$15,000.00)	(\$217,510.27)	(\$217,510.27)	\$202,510.27	\$0.00	\$202,510.27	-1350.07%
100.000.0196000.0000.000	Printing Revenue	\$0.00	\$0.00	\$0.00	(\$13,564.73)	(\$13,564.73)	\$13,564.73	\$0.00	\$13,564.73	0.00%
100.000.0199200.0000.000	E-Rate Revenue	\$0.00	\$0.00	\$0.00	(\$252,648.81)	(\$252,648.81)	\$252,648.81	\$0.00	\$252,648.81	0.00%
100.000.0199300.0000.000	Insurance Proceeds	(\$25,000.00)	\$0.00	(\$25,000.00)	(\$189,720.80)	(\$189,720.80)	\$164,720.80	\$0.00	\$164,720.80	-658.88%
100.000.0199400.0000.000	Receipt of Legal Settlements	\$0.00	\$0.00	\$0.00	\$0.00	\$0.00	\$0.00	\$0.00	\$0.00	0.00%
100.000.0199900.0000.000	Other Local Revenue	(\$200,000.00)	\$0.00	(\$200,000.00)	(\$195,120.40)	(\$195,120.40)	(\$4,879.60)	\$0.00	(\$4,879.60)	2.44%
100.000.0199901.0000.000	Other Local Revenue - Lexington	\$0.00	\$0.00	\$0.00	\$0.00	\$0.00	\$0.00	\$0.00	\$0.00	0.00%
100.000.0199902.0000.000	Other Local Revenue - Richland	\$0.00	\$0.00	\$0.00	\$0.00	\$0.00	\$0.00	\$0.00	\$0.00	0.00%
100.000.0199990.0000.000	Operational Balance	\$0.00	\$0.00	\$0.00	(\$20.00)	(\$20.00)	\$20.00	\$0.00	\$20.00	0.00%
100.000.0199999.0000.000	Operational Balance	\$0.00	\$0.00	\$0.00	\$0.00	\$0.00	\$0.00	\$0.00	\$0.00	0.00%
100.000.0313100.0000.000	SP Contracts	\$0.00	\$0.00	\$0.00	\$0.00	\$0.00	\$0.00	\$0.00	\$0.00	0.00%
100.000.0313200.0000.000	Home Schooling	\$0.00	\$0.00	\$0.00	\$0.00	\$0.00	\$0.00	\$0.00	\$0.00	0.00%

School District Five of Lexington and Richland

Board Report Revenue

Fiscal Year: 2020-2021

From Date: 7/1/2020

To Date: 4/30/2021

- Include pre encumbrance Print accounts with zero balance Filter Encumbrance Detail by Date Range
 Exclude inactive accounts with zero balance

Account Number	Description	Budget	Adjustments	GL Budget	Current	YTD	Balance	Encumbrance	Budget Bal	% Rem
100.000.0316000.0000.000	School Bus Driver Salary	(\$1,200,000.00)	(\$13,333.00)	(\$1,213,333.00)	(\$1,021,353.40)	(\$1,021,353.40)	(\$191,979.60)	\$0.00	(\$191,979.60)	15.82%
100.000.0316100.0000.000	EAA Bus Driver Salary and Fringe	\$0.00	\$0.00	\$0.00	\$0.00	\$0.00	\$0.00	\$0.00	\$0.00	0.00%
100.000.0316200.0000.000	Workers Compensation School Bus Drivers	(\$62,270.00)	\$543.00	(\$61,727.00)	(\$64,499.73)	(\$64,499.73)	\$2,772.73	\$0.00	\$2,772.73	-4.49%
100.000.0318000.0000.000	State Fringe Benefits	(\$20,066,202.00)	(\$31,769.00)	(\$20,097,971.00)	(\$16,591,012.01)	(\$16,591,012.01)	(\$3,506,958.99)	\$0.00	(\$3,506,958.99)	17.45%
100.000.0318100.0000.000	Retiree Health Insurance	(\$4,960,895.00)	(\$480,090.00)	(\$5,440,985.00)	(\$4,544,242.51)	(\$4,544,242.51)	(\$896,742.49)	\$0.00	(\$896,742.49)	16.48%
100.000.0318600.0000.000	State Aid to Classroom - Teacher Salary	(\$3,863,887.00)	(\$260,288.00)	(\$4,124,175.00)	(\$2,447,187.82)	(\$2,447,187.82)	(\$1,676,987.18)	\$0.00	(\$1,676,987.18)	40.66%
100.000.0319900.0000.000	State Other Sources	\$0.00	\$0.00	\$0.00	\$0.00	\$0.00	\$0.00	\$0.00	\$0.00	0.00%
100.000.0331000.0000.000	EFA Full Time Programs	(\$43,014,681.00)	\$725,074.00	(\$42,289,607.00)	\$0.00	\$0.00	(\$42,289,607.00)	\$0.00	(\$42,289,607.00)	100.00%
100.000.0331100.0000.000	EFA - Kindergarten	\$0.00	\$0.00	\$0.00	(\$1,446,748.19)	(\$1,446,748.19)	\$1,446,748.19	\$0.00	\$1,446,748.19	0.00%
100.000.0331200.0000.000	EFA - Primary	\$0.00	\$0.00	\$0.00	(\$4,345,176.02)	(\$4,345,176.02)	\$4,345,176.02	\$0.00	\$4,345,176.02	0.00%
100.000.0331300.0000.000	EFA - Elementary	\$0.00	\$0.00	\$0.00	(\$8,937,384.30)	(\$8,937,384.30)	\$8,937,384.30	\$0.00	\$8,937,384.30	0.00%
100.000.0331400.0000.000	EFA - High School	\$0.00	\$0.00	\$0.00	(\$2,396,343.47)	(\$2,396,343.47)	\$2,396,343.47	\$0.00	\$2,396,343.47	0.00%
100.000.0331500.0000.000	EFA - Trainable Mentally Handicapped	\$0.00	\$0.00	\$0.00	(\$63,821.89)	(\$63,821.89)	\$63,821.89	\$0.00	\$63,821.89	0.00%
100.000.0331600.0000.000	EFA - Speech Handicapped	\$0.00	\$0.00	\$0.00	(\$2,658,368.75)	(\$2,658,368.75)	\$2,658,368.75	\$0.00	\$2,658,368.75	0.00%
100.000.0331700.0000.000	EFA - Homebound	\$0.00	\$0.00	\$0.00	(\$8,715.30)	(\$8,715.30)	\$8,715.30	\$0.00	\$8,715.30	0.00%
100.000.0332100.0000.000	EFA - Emotionally Handicapped	\$0.00	\$0.00	\$0.00	(\$102,846.06)	(\$102,846.06)	\$102,846.06	\$0.00	\$102,846.06	0.00%
100.000.0332200.0000.000	EFA - Educable Mentally Handicapped	\$0.00	\$0.00	\$0.00	(\$54,290.30)	(\$54,290.30)	\$54,290.30	\$0.00	\$54,290.30	0.00%
100.000.0332300.0000.000	EFA - Learning Disabilities	\$0.00	\$0.00	\$0.00	(\$2,472,727.06)	(\$2,472,727.06)	\$2,472,727.06	\$0.00	\$2,472,727.06	0.00%
100.000.0332400.0000.000	EFA - Hearing Handicapped	\$0.00	\$0.00	\$0.00	(\$160,390.37)	(\$160,390.37)	\$160,390.37	\$0.00	\$160,390.37	0.00%
100.000.0332500.0000.000	EFA - Visually Handicapped	\$0.00	\$0.00	\$0.00	(\$67,138.82)	(\$67,138.82)	\$67,138.82	\$0.00	\$67,138.82	0.00%
100.000.0332600.0000.000	EFA - Orthopedically Handicapped	\$0.00	\$0.00	\$0.00	(\$38,726.95)	(\$38,726.95)	\$38,726.95	\$0.00	\$38,726.95	0.00%
100.000.0332700.0000.000	EFA - Vocational	\$0.00	\$0.00	\$0.00	(\$6,998,489.03)	(\$6,998,489.03)	\$6,998,489.03	\$0.00	\$6,998,489.03	0.00%
100.000.0333100.0000.000	EFA - Autism	\$0.00	\$0.00	\$0.00	(\$950,985.28)	(\$950,985.28)	\$950,985.28	\$0.00	\$950,985.28	0.00%
100.000.0333200.0000.000	EFA - Gifted and Talented Education Pupils	\$0.00	\$0.00	\$0.00	(\$1,107,763.83)	(\$1,107,763.83)	\$1,107,763.83	\$0.00	\$1,107,763.83	0.00%
100.000.0333400.0000.000	EFA - Limited English Proficiency	\$0.00	\$0.00	\$0.00	(\$141,554.59)	(\$141,554.59)	\$141,554.59	\$0.00	\$141,554.59	0.00%
100.000.0335100.0000.000	EFA - Academic Assistance	\$0.00	\$0.00	\$0.00	(\$1,064,837.62)	(\$1,064,837.62)	\$1,064,837.62	\$0.00	\$1,064,837.62	0.00%
100.000.0335200.0000.000	EFA - Pupils in Poverty	\$0.00	\$0.00	\$0.00	(\$2,259,278.89)	(\$2,259,278.89)	\$2,259,278.89	\$0.00	\$2,259,278.89	0.00%
100.000.0335300.0000.000	EFA - DUAL	\$0.00	\$0.00	\$0.00	(\$38,103.48)	(\$38,103.48)	\$38,103.48	\$0.00	\$38,103.48	0.00%
100.000.0337500.0000.000	EFA Education Foundation Supplement	\$0.00	\$0.00	\$0.00	\$0.00	\$0.00	\$0.00	\$0.00	\$0.00	0.00%
100.000.0339200.0000.000	EFA - NBC Excess EFA Formula	\$0.00	\$0.00	\$0.00	\$0.00	\$0.00	\$0.00	\$0.00	\$0.00	0.00%
100.000.0381000.0000.000	Local Property Tax Relief (Tier 1)	(\$10,580,071.00)	\$0.00	(\$10,580,071.00)	(\$10,580,071.04)	(\$10,580,071.04)	\$0.04	\$0.00	\$0.04	0.00%
100.000.0381002.0000.000	Local Property Tax Relief (Tier 1) - Richland	\$0.00	\$0.00	\$0.00	\$0.00	\$0.00	\$0.00	\$0.00	\$0.00	0.00%
100.000.0382000.0000.000	Homestead Exemption (Tier 2)	(\$1,758,200.00)	\$0.00	(\$1,758,200.00)	\$0.00	\$0.00	(\$1,758,200.00)	\$0.00	(\$1,758,200.00)	100.00%
100.000.0382002.0000.000	Homestead Exemption (Tier 2) - Richland	\$0.00	\$0.00	\$0.00	\$0.00	\$0.00	\$0.00	\$0.00	\$0.00	0.00%

School District Five of Lexington and Richland

Board Report Revenue

Fiscal Year: 2020-2021

From Date: 7/1/2020

To Date: 4/30/2021

- Include pre encumbrance Print accounts with zero balance Filter Encumbrance Detail by Date Range
 Exclude inactive accounts with zero balance

Account Number	Description	Budget	Adjustments	GL Budget	Current	YTD	Balance	Encumbrance	Budget Bal	% Rem
100.000.0382500.0000.000	Property Tax Relief - Tier 3	(\$31,656,943.00)	(\$488,143.00)	(\$32,145,086.00)	(\$22,501,560.20)	(\$22,501,560.20)	(\$9,643,525.80)	\$0.00	(\$9,643,525.80)	30.00%
100.000.0383001.0000.000	Merchants Inventory Tax - Lexington	(\$194,013.00)	\$0.00	(\$194,013.00)	(\$196,880.80)	(\$196,880.80)	\$2,867.80	\$0.00	\$2,867.80	-1.48%
100.000.0383002.0000.000	Merchants Inventory Tax - Richland	(\$19,942.00)	\$0.00	(\$19,942.00)	(\$8,537.16)	(\$8,537.16)	(\$11,404.84)	\$0.00	(\$11,404.84)	57.19%
100.000.0384001.0000.000	Manufacturers Depr. Reimbursement - Lexington	(\$289,373.00)	(\$6,858.00)	(\$296,231.00)	(\$62,524.17)	(\$62,524.17)	(\$233,706.83)	\$0.00	(\$233,706.83)	78.89%
100.000.0384002.0000.000	Manufacturers Depr. Reimbursement - Richland	\$0.00	\$0.00	\$0.00	\$0.00	\$0.00	\$0.00	\$0.00	\$0.00	0.00%
100.000.0389001.0000.000	Motor Carrier Vehicle Tax - Lexington	(\$185,886.00)	(\$25,639.00)	(\$211,525.00)	(\$212,421.25)	(\$212,421.25)	\$896.25	\$0.00	\$896.25	-0.42%
100.000.0389002.0000.000	Motor Carrier Vehicle Tax - Richland	(\$64,704.00)	\$0.00	(\$64,704.00)	(\$84,763.92)	(\$84,763.92)	\$20,059.92	\$0.00	\$20,059.92	-31.00%
100.000.0390000.0000.000	Other State Revenue	\$0.00	\$0.00	\$0.00	\$0.00	\$0.00	\$0.00	\$0.00	\$0.00	0.00%
100.000.0399000.0000.000	Revenue from Other State Sources	(\$20,000.00)	\$0.00	(\$20,000.00)	\$0.00	\$0.00	(\$20,000.00)	\$0.00	(\$20,000.00)	100.00%
100.000.0399200.0000.000	State Forest Commission Revenue	\$0.00	\$0.00	\$0.00	(\$12,385.08)	(\$12,385.08)	\$12,385.08	\$0.00	\$12,385.08	0.00%
100.000.0399300.0000.000	PEBA On-behalf Payments	(\$1,190,410.00)	\$0.00	(\$1,190,410.00)	(\$1,190,409.80)	(\$1,190,409.80)	(\$0.20)	\$0.00	(\$0.20)	0.00%
100.000.0399900.0000.000	Revenue from Other State Agency	\$0.00	\$0.00	\$0.00	\$0.00	\$0.00	\$0.00	\$0.00	\$0.00	0.00%
100.000.0499000.0000.000	Other Federal Revenue	\$0.00	\$0.00	\$0.00	\$0.00	\$0.00	\$0.00	\$0.00	\$0.00	0.00%
100.000.0500000.0000.000	Other Sources	\$0.00	\$0.00	\$0.00	\$0.00	\$0.00	\$0.00	\$0.00	\$0.00	0.00%
100.000.0520000.0000.000	Interfund Transfers	\$0.00	\$0.00	\$0.00	\$0.00	\$0.00	\$0.00	\$0.00	\$0.00	0.00%
100.000.0521000.0000.000	Transfer from General Fund	\$0.00	\$0.00	\$0.00	\$0.00	\$0.00	\$0.00	\$0.00	\$0.00	0.00%
100.000.0522000.0000.000	Transfer from Special Revenue	\$0.00	\$0.00	\$0.00	\$0.00	\$0.00	\$0.00	\$0.00	\$0.00	0.00%
100.000.0523000.0000.000	Transfer from EIA	(\$5,758,851.00)	\$41,761.00	(\$5,717,090.00)	(\$4,087,325.39)	(\$4,087,325.39)	(\$1,629,764.61)	\$0.00	(\$1,629,764.61)	28.51%
100.000.0525000.0000.000	Transfer from Building Fund	\$0.00	\$0.00	\$0.00	\$0.00	\$0.00	\$0.00	\$0.00	\$0.00	0.00%
100.000.0527000.0000.000	Transfer from Pupil Activity	\$0.00	\$0.00	\$0.00	\$0.00	\$0.00	\$0.00	\$0.00	\$0.00	0.00%
100.000.0528000.0000.000	Transfer of Indirect Cost	(\$350,000.00)	(\$130,000.00)	(\$480,000.00)	(\$322,345.03)	(\$322,345.03)	(\$157,654.97)	\$0.00	(\$157,654.97)	32.84%
100.000.0530000.0000.000	Sale of Fixed Assets	\$0.00	\$0.00	\$0.00	(\$56,991.04)	(\$56,991.04)	\$56,991.04	\$0.00	\$56,991.04	0.00%
	FUND: General Fund - 100	(\$195,794,553.00)	(\$730,119.00)	(\$196,524,672.00)	(\$169,464,018.60)	(\$169,464,018.60)	(\$27,060,653.40)	\$0.00	(\$27,060,653.40)	13.77%
Grand Total:		(\$195,794,553.00)	(\$730,119.00)	(\$196,524,672.00)	(\$169,464,018.60)	(\$169,464,018.60)	(\$27,060,653.40)	\$0.00	(\$27,060,653.40)	13.77%

End of Report

School District Five of Lexington and Richland

Board Report Expenditures

Fiscal Year: 2020-2021

From Date: 7/1/2020

To Date: 4/30/2021

- Include pre encumbrance Print accounts with zero balance Filter Encumbrance Detail by Date Range
 Exclude inactive accounts with zero balance

Account Number	Description	Budget	Adjustments	GL Budget	Current	YTD	Balance	Encumbrance	Budget Bal	% Rem
100.100.3000000.0000.000	Purchased Services	\$257,509.95	(\$257,509.95)	\$0.00	\$0.00	\$0.00	\$0.00	\$0.00	\$0.00	0.00%
100.100.4000000.0000.000	Supplies and Materials	\$202,432.50	(\$202,432.50)	\$0.00	\$0.00	\$0.00	\$0.00	\$0.00	\$0.00	0.00%
	FUNCTION: Instruction - 100	\$459,942.45	(\$459,942.45)	\$0.00	\$0.00	\$0.00	\$0.00	\$0.00	\$0.00	0.00%
100.111.1000000.0000.000	Salaries	\$4,941,844.69	(\$320,522.38)	\$4,621,322.31	\$3,491,475.34	\$3,491,475.34	\$1,129,846.97	\$1,411,833.30	(\$281,986.33)	-6.10%
100.111.2000000.0000.000	Employee Benefits	\$2,334,649.47	(\$138,468.32)	\$2,196,181.15	\$1,598,883.10	\$1,598,883.10	\$597,298.05	\$299,281.92	\$298,016.13	13.57%
100.111.3000000.0000.000	Purchased Services	\$2,363.83	\$787.64	\$3,151.47	\$16,166.23	\$16,166.23	(\$13,014.76)	\$0.00	(\$13,014.76)	-412.97%
100.111.4000000.0000.000	Supplies and Materials	\$55,568.70	\$4,574.30	\$60,143.00	\$38,744.06	\$38,744.06	\$21,398.94	\$21,473.97	(\$75.03)	-0.12%
	FUNCTION: Kindergarten Programs - 111	\$7,334,426.69	(\$453,628.76)	\$6,880,797.93	\$5,145,268.73	\$5,145,268.73	\$1,735,529.20	\$1,732,589.19	\$2,940.01	0.04%
100.112.1000000.0000.000	Salaries	\$13,144,363.30	(\$111,342.53)	\$13,033,020.77	\$9,259,533.55	\$9,259,533.55	\$3,773,487.22	\$3,867,018.80	(\$93,531.58)	-0.72%
100.112.2000000.0000.000	Employee Benefits	\$5,839,260.30	(\$2,701.49)	\$5,836,558.81	\$4,019,851.41	\$4,019,851.41	\$1,816,707.40	\$775,276.28	\$1,041,431.12	17.84%
100.112.3000000.0000.000	Purchased Services	\$5,833.16	(\$212.16)	\$5,621.00	\$316,494.72	\$316,494.72	(\$310,873.72)	\$12.70	(\$310,886.42)	-5530.80%
100.112.4000000.0000.000	Supplies and Materials	\$266,217.30	\$31,126.70	\$297,344.00	\$168,241.10	\$168,241.10	\$129,102.90	\$56,786.47	\$72,316.43	24.32%
	FUNCTION: Primary Programs - 112	\$19,255,674.06	(\$83,129.48)	\$19,172,544.58	\$13,764,120.78	\$13,764,120.78	\$5,408,423.80	\$4,699,094.25	\$709,329.55	3.70%
100.113.1000000.0000.000	Salaries	\$23,261,823.28	\$224,357.56	\$23,486,180.84	\$16,477,372.52	\$16,477,372.52	\$7,008,808.32	\$6,911,480.41	\$97,327.91	0.41%
100.113.2000000.0000.000	Employee Benefits	\$10,046,657.65	\$97,095.99	\$10,143,753.64	\$6,970,685.04	\$6,970,685.04	\$3,173,068.60	\$1,351,290.03	\$1,821,778.57	17.96%
100.113.3000000.0000.000	Purchased Services	\$15,931.80	\$1,793.60	\$17,725.40	\$556,439.82	\$556,439.82	(\$538,714.42)	\$0.00	(\$538,714.42)	-3039.22%
100.113.4000000.0000.000	Supplies and Materials	\$456,234.30	\$47,907.30	\$504,141.60	\$232,077.61	\$232,077.61	\$272,063.99	\$27,298.02	\$244,765.97	48.55%
100.113.5000000.0000.000	Capital Outlay	\$0.00	\$3,700.00	\$3,700.00	\$3,697.88	\$3,697.88	\$2.12	\$0.00	\$2.12	0.06%
100.113.6000000.0000.000	Other Objects	\$0.00	\$0.00	\$0.00	\$645.84	\$645.84	(\$645.84)	\$0.00	(\$645.84)	0.00%
	FUNCTION: Elementary Programs - 113	\$33,780,647.03	\$374,854.45	\$34,155,501.48	\$24,240,918.71	\$24,240,918.71	\$9,914,582.77	\$8,290,068.46	\$1,624,514.31	4.76%
100.114.1000000.0000.000	Salaries	\$18,928,869.68	\$6,883.22	\$18,935,752.90	\$13,433,892.32	\$13,433,892.32	\$5,501,860.58	\$5,495,661.03	\$6,199.55	0.03%
100.114.2000000.0000.000	Employee Benefits	\$7,881,345.35	\$88,706.71	\$7,970,052.06	\$5,513,883.93	\$5,513,883.93	\$2,456,168.13	\$1,062,343.44	\$1,393,824.69	17.49%
100.114.3000000.0000.000	Purchased Services	\$388,688.09	\$8,378.91	\$397,067.00	\$597,515.72	\$597,515.72	(\$200,448.72)	\$139,958.24	(\$340,406.96)	-85.73%
100.114.4000000.0000.000	Supplies and Materials	\$648,574.11	\$97,767.89	\$746,342.00	\$361,908.23	\$361,908.23	\$384,433.77	\$44,667.01	\$339,766.76	45.52%
100.114.5000000.0000.000	Capital Outlay	\$0.00	\$0.00	\$0.00	\$5,928.72	\$5,928.72	(\$5,928.72)	\$0.00	(\$5,928.72)	0.00%
100.114.6000000.0000.000	Other Objects	\$885.00	\$0.00	\$885.00	\$185.00	\$185.00	\$700.00	\$650.00	\$50.00	5.65%
	FUNCTION: High School Programs - 114	\$27,848,362.23	\$201,736.73	\$28,050,098.96	\$19,913,313.92	\$19,913,313.92	\$8,136,785.04	\$6,743,279.72	\$1,393,505.32	4.97%
100.115.1000000.0000.000	Salaries	\$2,681,887.09	(\$100,417.85)	\$2,581,469.24	\$1,884,251.96	\$1,884,251.96	\$697,217.28	\$721,455.25	(\$24,237.97)	-0.94%
100.115.2000000.0000.000	Employee Benefits	\$1,144,571.34	(\$37,916.44)	\$1,106,654.90	\$791,972.95	\$791,972.95	\$314,681.95	\$158,283.27	\$156,398.68	14.13%
100.115.3000000.0000.000	Purchased Services	\$9,540.00	\$1,060.00	\$10,600.00	\$22,202.26	\$22,202.26	(\$11,602.26)	\$2,620.38	(\$14,222.64)	-134.18%
100.115.4000000.0000.000	Supplies and Materials	\$103,500.00	\$21,500.00	\$125,000.00	\$61,981.21	\$61,981.21	\$63,018.79	\$7,116.96	\$55,901.83	44.72%
	FUNCTION: Career and Technology Education (Vocational) Prog - 115	\$3,939,498.43	(\$115,774.29)	\$3,823,724.14	\$2,760,408.38	\$2,760,408.38	\$1,063,315.76	\$889,475.86	\$173,839.90	4.55%

School District Five of Lexington and Richland

Board Report Expenditures

From Date: 7/1/2020

To Date: 4/30/2021

Fiscal Year: 2020-2021

- Include pre encumbrance Print accounts with zero balance Filter Encumbrance Detail by Date Range
 Exclude inactive accounts with zero balance

Account Number	Description	Budget	Adjustments	GL Budget	Current	YTD	Balance	Encumbrance	Budget Bal	% Rem
100.118.1000000.0000.000	Salaries	\$81,157.58	\$136,802.24	\$217,959.82	\$216,697.27	\$216,697.27	\$1,262.55	\$89,541.53	(\$88,278.98)	-40.50%
100.118.2000000.0000.000	Employee Benefits	\$36,948.06	\$83,155.97	\$120,104.03	\$110,588.45	\$110,588.45	\$9,515.58	\$20,637.35	(\$11,121.77)	-9.26%
100.118.3000000.0000.000	Purchased Services	\$0.00	\$0.00	\$0.00	\$674.31	\$674.31	(\$674.31)	\$0.00	(\$674.31)	0.00%
	FUNCTION: Montessori Programs - 118	\$118,105.64	\$219,958.21	\$338,063.85	\$327,960.03	\$327,960.03	\$10,103.82	\$110,178.88	(\$100,075.06)	-29.60%
100.121.1000000.0000.000	Salaries	\$1,006,352.64	\$62,345.32	\$1,068,697.96	\$1,070,367.18	\$1,070,367.18	(\$1,669.22)	\$476,647.85	(\$478,317.07)	-44.76%
100.121.2000000.0000.000	Employee Benefits	\$456,020.20	\$37,011.79	\$493,031.99	\$457,256.01	\$457,256.01	\$35,775.98	\$91,394.05	(\$55,618.07)	-11.28%
100.121.3000000.0000.000	Purchased Services	\$0.00	\$0.00	\$0.00	\$11,804.83	\$11,804.83	(\$11,804.83)	\$0.00	(\$11,804.83)	0.00%
100.121.4000000.0000.000	Supplies and Materials	\$2,270.70	\$583.30	\$2,854.00	\$5,280.85	\$5,280.85	(\$2,426.85)	\$23,371.17	(\$25,798.02)	-903.93%
	FUNCTION: Educable Mentally Handicapped - 121	\$1,464,643.54	\$99,940.41	\$1,564,583.95	\$1,544,708.87	\$1,544,708.87	\$19,875.08	\$591,413.07	(\$571,537.99)	-36.53%
100.122.1000000.0000.000	Salaries	\$439,787.08	(\$1,999.88)	\$437,787.20	\$302,180.77	\$302,180.77	\$135,606.43	\$125,123.91	\$10,482.52	2.39%
100.122.2000000.0000.000	Employee Benefits	\$184,841.23	\$4,620.56	\$189,461.79	\$125,831.59	\$125,831.59	\$63,630.20	\$24,228.13	\$39,402.07	20.80%
100.122.3000000.0000.000	Purchased Services	\$0.00	\$0.00	\$0.00	\$1,803.07	\$1,803.07	(\$1,803.07)	\$0.00	(\$1,803.07)	0.00%
100.122.4000000.0000.000	Supplies and Materials	\$2,935.80	(\$629.80)	\$2,306.00	\$1,705.07	\$1,705.07	\$600.93	(\$88.28)	\$689.21	29.89%
	FUNCTION: Trainable Mentally Handicapped - 122	\$627,564.11	\$1,990.88	\$629,554.99	\$431,520.50	\$431,520.50	\$198,034.49	\$149,263.76	\$48,770.73	7.75%
100.123.4000000.0000.000	Supplies and Materials	\$1,068.30	\$590.70	\$1,659.00	\$395.90	\$395.90	\$1,263.10	\$0.00	\$1,263.10	76.14%
	FUNCTION: Orthopedically Handicapped - 123	\$1,068.30	\$590.70	\$1,659.00	\$395.90	\$395.90	\$1,263.10	\$0.00	\$1,263.10	76.14%
100.124.1000000.0000.000	Salaries	\$114,614.70	\$0.00	\$114,614.70	\$43,641.78	\$43,641.78	\$70,972.92	\$18,643.61	\$52,329.31	45.66%
100.124.2000000.0000.000	Employee Benefits	\$47,348.04	(\$1,405.61)	\$45,942.43	\$16,384.92	\$16,384.92	\$29,557.51	\$3,205.12	\$26,352.39	57.36%
100.124.4000000.0000.000	Supplies and Materials	\$1,856.90	\$372.10	\$2,029.00	\$407.57	\$407.57	\$1,621.43	\$0.00	\$1,621.43	79.91%
	FUNCTION: Visually Handicapped - 124	\$163,619.64	(\$1,033.51)	\$162,586.13	\$60,434.27	\$60,434.27	\$102,151.86	\$21,848.73	\$80,303.13	49.39%
100.125.1000000.0000.000	Salaries	\$288,134.66	(\$0.03)	\$288,134.63	\$167,780.27	\$167,780.27	\$120,354.36	\$70,752.38	\$49,601.98	17.21%
100.125.2000000.0000.000	Employee Benefits	\$116,464.29	\$864.34	\$117,328.63	\$64,678.87	\$64,678.87	\$52,649.76	\$12,570.72	\$40,079.04	34.16%
100.125.3000000.0000.000	Purchased Services	\$0.00	\$0.00	\$0.00	\$26,218.75	\$26,218.75	(\$26,218.75)	\$33,076.25	(\$59,295.00)	0.00%
100.125.4000000.0000.000	Supplies and Materials	\$2,563.20	\$1,197.80	\$3,761.00	\$432.04	\$432.04	\$3,328.96	\$0.00	\$3,328.96	88.51%
	FUNCTION: Hearing Handicapped - 125	\$407,162.15	\$2,062.11	\$409,224.26	\$259,109.93	\$259,109.93	\$150,114.33	\$116,399.35	\$33,714.98	8.24%
100.126.1000000.0000.000	Salaries	\$1,756,296.51	\$42,904.03	\$1,799,200.54	\$1,294,427.15	\$1,294,427.15	\$504,773.39	\$539,153.14	(\$34,379.75)	-1.91%
100.126.2000000.0000.000	Employee Benefits	\$741,541.86	\$56,859.57	\$798,401.43	\$550,757.49	\$550,757.49	\$247,643.94	\$107,424.96	\$140,218.98	17.56%
100.126.3000000.0000.000	Purchased Services	\$0.00	\$81,900.00	\$81,900.00	\$78,324.57	\$78,324.57	\$3,575.43	\$25,933.70	(\$22,358.27)	-27.30%
100.126.4000000.0000.000	Supplies and Materials	\$70,362.90	\$11,572.10	\$81,935.00	\$26,341.81	\$26,341.81	\$55,593.19	\$2,286.28	\$53,306.91	65.06%
	FUNCTION: Speech Handicapped - 126	\$2,568,201.27	\$193,235.70	\$2,761,436.97	\$1,949,851.02	\$1,949,851.02	\$811,585.95	\$674,798.08	\$136,787.87	4.95%
100.127.1000000.0000.000	Salaries	\$4,237,857.40	\$220,576.95	\$4,458,434.35	\$3,044,427.71	\$3,044,427.71	\$1,414,006.64	\$1,203,466.70	\$210,539.94	4.72%
100.127.2000000.0000.000	Employee Benefits	\$1,891,767.98	\$65,641.69	\$1,957,409.67	\$1,292,304.10	\$1,292,304.10	\$665,105.57	\$239,751.12	\$425,354.45	21.73%

School District Five of Lexington and Richland

Board Report Expenditures

Fiscal Year: 2020-2021

From Date: 7/1/2020

To Date: 4/30/2021

- Include pre encumbrance Print accounts with zero balance Filter Encumbrance Detail by Date Range
 Exclude inactive accounts with zero balance

Account Number	Description	Budget	Adjustments	GL Budget	Current	YTD	Balance	Encumbrance	Budget Bal	% Rem
100.127.3000000.0000.000	Purchased Services	\$0.00	\$0.00	\$0.00	\$52,983.23	\$52,983.23	(\$52,983.23)	\$0.00	(\$52,983.23)	0.00%
100.127.4000000.0000.000	Supplies and Materials	\$89,937.90	\$10,280.10	\$100,218.00	\$91,244.37	\$91,244.37	\$8,973.63	\$1,809.26	\$7,164.37	7.15%
	FUNCTION: Learning Disabilities - 127	\$6,219,563.28	\$296,498.74	\$6,516,062.02	\$4,480,959.41	\$4,480,959.41	\$2,035,102.61	\$1,445,027.08	\$590,075.53	9.06%
100.128.1000000.0000.000	Salaries	\$850,373.01	(\$45,731.44)	\$804,641.57	\$471,735.66	\$471,735.66	\$332,905.91	\$185,840.02	\$147,065.89	18.28%
100.128.2000000.0000.000	Employee Benefits	\$378,924.31	(\$11,459.98)	\$367,464.33	\$214,664.89	\$214,664.89	\$152,799.44	\$37,740.02	\$115,059.42	31.31%
100.128.3000000.0000.000	Purchased Services	\$0.00	\$0.00	\$0.00	\$374.10	\$374.10	(\$374.10)	\$0.00	(\$374.10)	0.00%
100.128.4000000.0000.000	Supplies and Materials	\$4,000.50	(\$276.50)	\$3,724.00	\$2,500.97	\$2,500.97	\$1,223.03	(\$100.38)	\$1,323.41	35.54%
	FUNCTION: Emotionally Handicapped - 128	\$1,233,297.82	(\$57,467.92)	\$1,175,829.90	\$689,275.62	\$689,275.62	\$486,554.28	\$223,479.66	\$263,074.62	22.37%
100.129.1000000.0000.000	Salaries	\$782,856.22	\$11,823.78	\$794,680.00	\$506,982.77	\$506,982.77	\$287,697.23	\$189,440.48	\$98,256.75	12.36%
100.129.2000000.0000.000	Employee Benefits	\$318,957.82	\$12,536.01	\$331,493.83	\$213,992.85	\$213,992.85	\$117,500.98	\$38,939.83	\$78,561.15	23.70%
100.129.3000000.0000.000	Purchased Services	\$0.00	\$0.00	\$0.00	\$160.05	\$160.05	(\$160.05)	\$0.00	(\$160.05)	0.00%
	FUNCTION: Coordinated Early Intervening Services (CEIS) - 129	\$1,101,814.04	\$24,359.79	\$1,126,173.83	\$721,135.67	\$721,135.67	\$405,038.16	\$228,380.31	\$176,657.85	15.69%
100.135.1000000.0000.000	Salaries	\$0.00	\$0.00	\$0.00	\$1,000.00	\$1,000.00	(\$1,000.00)	\$0.00	(\$1,000.00)	0.00%
100.135.2000000.0000.000	Employee Benefits	\$0.00	\$0.00	\$0.00	\$83.15	\$83.15	(\$83.15)	\$0.00	(\$83.15)	0.00%
100.135.4000000.0000.000	Supplies and Materials	\$81.00	\$9.00	\$90.00	\$0.00	\$0.00	\$90.00	\$0.00	\$90.00	100.00%
	JUNCTION: Preschool Handicapped Speech (3 and 4 year olds) - 135	\$81.00	\$9.00	\$90.00	\$1,083.15	\$1,083.15	(\$993.15)	\$0.00	(\$993.15)	-1103.50%
100.136.1000000.0000.000	Salaries	\$12,620.26	(\$4,425.50)	\$8,194.76	\$22,099.45	\$22,099.45	(\$13,904.69)	\$2,482.11	(\$16,386.80)	-199.97%
100.136.2000000.0000.000	Employee Benefits	\$4,791.17	(\$1,208.98)	\$3,582.19	\$7,018.81	\$7,018.81	(\$3,436.62)	\$613.49	(\$4,050.11)	-113.06%
100.136.3000000.0000.000	Purchased Services	\$0.00	\$0.00	\$0.00	\$3,048.61	\$3,048.61	(\$3,048.61)	\$0.00	(\$3,048.61)	0.00%
	FUNCTION: Preschool Handicapped Itinerant (3 and 4 yr olds) - 136	\$17,411.43	(\$5,634.48)	\$11,776.95	\$32,166.87	\$32,166.87	(\$20,389.92)	\$3,095.60	(\$23,485.52)	-199.42%
100.137.1000000.0000.000	Salaries	\$1,229,993.07	(\$107,577.79)	\$1,122,415.28	\$805,123.54	\$805,123.54	\$317,291.74	\$321,633.50	(\$4,341.76)	-0.39%
100.137.2000000.0000.000	Employee Benefits	\$549,103.08	(\$46,341.49)	\$502,761.59	\$355,293.23	\$355,293.23	\$147,468.36	\$64,897.80	\$82,570.56	16.42%
100.137.3000000.0000.000	Purchased Services	\$0.00	\$0.00	\$0.00	\$6,079.81	\$6,079.81	(\$6,079.81)	\$0.00	(\$6,079.81)	0.00%
100.137.4000000.0000.000	Supplies and Materials	\$486.00	\$54.00	\$540.00	\$506.44	\$506.44	\$33.56	\$0.00	\$33.56	6.21%
	JUNCTION: Preschool Handicapped Self Contained (3 & 4 yr old) - 137	\$1,779,582.15	(\$153,865.28)	\$1,625,716.87	\$1,167,003.02	\$1,167,003.02	\$458,713.85	\$386,531.30	\$72,182.55	4.44%
100.138.1000000.0000.000	Salaries	\$6,793.17	(\$1,156.46)	\$5,636.71	\$3,372.76	\$3,372.76	\$2,263.95	\$1,452.16	\$811.79	14.40%
100.138.2000000.0000.000	Employee Benefits	\$2,666.08	(\$464.07)	\$2,202.01	\$1,611.33	\$1,611.33	\$590.68	\$303.23	\$287.45	13.05%
100.138.3000000.0000.000	Purchased Services	\$0.00	\$0.00	\$0.00	\$1.90	\$1.90	(\$1.90)	\$0.00	(\$1.90)	0.00%
	JUNCTION: Preschool Handicapped Homebased (3 & 4 yr olds) - 138	\$9,459.25	(\$1,620.53)	\$7,838.72	\$4,985.99	\$4,985.99	\$2,852.73	\$1,755.39	\$1,097.34	14.00%
100.139.1000000.0000.000	Salaries	\$1,055,959.83	(\$291.14)	\$1,055,668.69	\$768,241.89	\$768,241.89	\$287,426.80	\$321,820.39	(\$34,393.59)	-3.26%
100.139.2000000.0000.000	Employee Benefits	\$488,307.66	\$12,241.51	\$500,549.17	\$353,025.63	\$353,025.63	\$147,523.54	\$70,061.04	\$77,462.50	15.48%
100.139.3000000.0000.000	Purchased Services	\$11,407.95	\$6,815.55	\$18,223.50	\$17,853.61	\$17,853.61	\$369.89	\$240.80	\$129.09	0.71%

School District Five of Lexington and Richland

Board Report Expenditures

From Date: 7/1/2020

To Date: 4/30/2021

Fiscal Year: 2020-2021

- Include pre encumbrance Print accounts with zero balance Filter Encumbrance Detail by Date Range
 Exclude inactive accounts with zero balance

Account Number	Description	Budget	Adjustments	GL Budget	Current	YTD	Balance	Encumbrance	Budget Bal	% Rem
100.139.4000000.0000.000	Supplies and Materials	\$31,361.40	\$937.10	\$32,298.50	\$17,734.46	\$17,734.46	\$14,564.04	\$2,550.44	\$12,013.60	37.20%
100.139.6000000.0000.000	Other Objects	\$3,500.00	(\$2,000.00)	\$1,500.00	\$324.50	\$324.50	\$1,175.50	\$0.00	\$1,175.50	78.37%
	FUNCTION: Early Childhood Programs - 139	\$1,590,536.84	\$17,703.02	\$1,608,239.86	\$1,157,180.09	\$1,157,180.09	\$451,059.77	\$394,672.67	\$56,387.10	3.51%
100.141.1000000.0000.000	Salaries	\$1,298,378.92	\$137,428.45	\$1,435,807.37	\$942,457.74	\$942,457.74	\$493,349.63	\$394,779.09	\$98,570.54	6.87%
100.141.2000000.0000.000	Employee Benefits	\$565,074.84	\$61,707.23	\$626,782.07	\$389,787.18	\$389,787.18	\$236,994.89	\$73,640.12	\$163,354.77	26.06%
100.141.3000000.0000.000	Purchased Services	\$2,819.07	(\$1,431.07)	\$1,388.00	\$1,909.31	\$1,909.31	(\$521.31)	\$81.30	(\$602.61)	-43.42%
100.141.4000000.0000.000	Supplies and Materials	\$9,747.63	\$2,977.37	\$12,725.00	\$1,795.10	\$1,795.10	\$10,929.90	(\$92.10)	\$11,022.00	86.62%
100.141.6000000.0000.000	Other Objects	\$150.00	(\$150.00)	\$0.00	\$175.50	\$175.50	(\$175.50)	\$0.00	(\$175.50)	0.00%
	FUNCTION: Gifted and Talented Academic - 141	\$1,876,170.46	\$200,531.98	\$2,076,702.44	\$1,336,124.83	\$1,336,124.83	\$740,577.61	\$468,408.41	\$272,169.20	13.11%
100.143.1000000.0000.000	Salaries	\$343,669.23	(\$20,681.08)	\$322,988.15	\$218,192.01	\$218,192.01	\$104,796.14	\$90,275.28	\$14,520.86	4.50%
100.143.2000000.0000.000	Employee Benefits	\$139,757.25	(\$7,394.37)	\$132,362.88	\$90,448.66	\$90,448.66	\$41,914.22	\$17,878.06	\$24,036.16	18.16%
100.143.3000000.0000.000	Purchased Services	\$0.00	\$0.00	\$0.00	\$5,133.35	\$5,133.35	(\$5,133.35)	\$0.00	(\$5,133.35)	0.00%
	FUNCTION: Advanced Placement - 143	\$483,426.48	(\$28,075.45)	\$455,351.03	\$313,774.02	\$313,774.02	\$141,577.01	\$108,153.34	\$33,423.67	7.34%
100.144.3000000.0000.000	Purchased Services	\$7,470.00	\$830.00	\$8,300.00	\$0.00	\$0.00	\$8,300.00	\$0.00	\$8,300.00	100.00%
100.144.4000000.0000.000	Supplies and Materials	\$45,000.00	\$5,000.00	\$50,000.00	\$9,607.24	\$9,607.24	\$40,392.76	\$0.00	\$40,392.76	80.79%
100.144.6000000.0000.000	Other Objects	\$11,775.00	\$0.00	\$11,775.00	\$11,749.00	\$11,749.00	\$26.00	\$0.00	\$26.00	0.22%
	FUNCTION: International Baccalaureate - 144	\$64,245.00	\$5,830.00	\$70,075.00	\$21,356.24	\$21,356.24	\$48,718.76	\$0.00	\$48,718.76	69.52%
100.145.1000000.0000.000	Salaries	\$193,937.00	\$0.00	\$193,937.00	\$52,292.44	\$52,292.44	\$141,644.56	\$21,485.50	\$120,159.06	61.96%
100.145.2000000.0000.000	Employee Benefits	\$58,045.34	(\$8,612.12)	\$49,433.22	\$18,412.44	\$18,412.44	\$31,020.78	\$7,087.45	\$23,933.33	48.42%
100.145.3000000.0000.000	Purchased Services	\$14,400.00	\$1,600.00	\$16,000.00	\$0.00	\$0.00	\$16,000.00	\$0.00	\$16,000.00	100.00%
	FUNCTION: Homebound - 145	\$266,382.34	(\$7,012.12)	\$259,370.22	\$70,704.88	\$70,704.88	\$188,665.34	\$28,572.95	\$160,092.39	61.72%
100.148.1000000.0000.000	Salaries	\$157,649.71	(\$8,000.56)	\$149,649.15	\$114,899.30	\$114,899.30	\$34,749.85	\$46,066.50	(\$11,316.65)	-7.56%
100.148.2000000.0000.000	Employee Benefits	\$63,816.79	(\$4,505.53)	\$59,311.26	\$44,262.80	\$44,262.80	\$15,048.46	\$9,277.67	\$5,770.79	9.73%
100.148.3000000.0000.000	Purchased Services	\$6,318.00	\$702.00	\$7,020.00	(\$1,465.88)	(\$1,465.88)	\$8,485.88	\$200.00	\$8,285.88	118.03%
100.148.4000000.0000.000	Supplies and Materials	\$2,587.50	\$287.50	\$2,875.00	\$90.74	\$90.74	\$2,784.26	(\$90.74)	\$2,875.00	100.00%
	FUNCTION: Gifted and Talented Artistic - 148	\$230,372.00	(\$11,516.59)	\$218,855.41	\$157,786.96	\$157,786.96	\$61,068.45	\$55,453.43	\$5,615.02	2.57%
100.149.1000000.0000.000	Salaries	\$622,264.43	(\$40,543.35)	\$581,721.08	\$871,649.81	\$871,649.81	(\$289,928.73)	\$169,363.06	(\$459,291.79)	-78.95%
100.149.2000000.0000.000	Employee Benefits	\$270,393.62	\$5,881.27	\$276,274.89	\$292,272.56	\$292,272.56	(\$15,997.67)	\$35,856.75	(\$51,854.42)	-18.77%
100.149.3000000.0000.000	Purchased Services	\$1,848,897.36	\$471,973.04	\$2,320,870.40	\$35,333.34	\$35,333.34	\$2,285,537.06	\$0.00	\$2,285,537.06	98.48%
	FUNCTION: Other Special Programs - 149	\$2,741,555.41	\$437,310.96	\$3,178,866.37	\$1,199,255.71	\$1,199,255.71	\$1,979,610.66	\$205,219.81	\$1,774,390.85	55.82%
100.161.1000000.0000.000	Salaries	\$967,238.73	(\$162,080.40)	\$805,158.33	\$487,931.96	\$487,931.96	\$317,226.37	\$201,935.71	\$115,290.66	14.32%
100.161.2000000.0000.000	Employee Benefits	\$477,172.44	(\$79,550.93)	\$397,621.51	\$240,074.74	\$240,074.74	\$157,546.77	\$46,034.74	\$111,512.03	28.04%

School District Five of Lexington and Richland

Board Report Expenditures

From Date: 7/1/2020

To Date: 4/30/2021

Fiscal Year: 2020-2021

- Include pre encumbrance Print accounts with zero balance Filter Encumbrance Detail by Date Range
 Exclude inactive accounts with zero balance

Account Number	Description	Budget	Adjustments	GL Budget	Current	YTD	Balance	Encumbrance	Budget Bal	% Rem
100.161.3000000.0000.000	Purchased Services	\$0.00	\$0.00	\$0.00	\$3,795.85	\$3,795.85	(\$3,795.85)	\$0.00	(\$3,795.85)	0.00%
100.161.4000000.0000.000	Supplies and Materials	\$22,841.10	\$2,707.90	\$25,549.00	\$9,904.43	\$9,904.43	\$15,644.57	\$73.11	\$15,571.46	60.95%
	FUNCTION: Other Exceptional Programs - 161	\$1,467,252.27	(\$238,923.43)	\$1,228,328.84	\$741,706.98	\$741,706.98	\$486,621.86	\$248,043.56	\$238,578.30	19.42%
100.172.1000000.0000.000	Salaries	\$40,000.00	\$0.00	\$40,000.00	\$9,375.51	\$9,375.51	\$30,624.49	\$0.00	\$30,624.49	76.56%
100.172.2000000.0000.000	Employee Benefits	\$11,552.00	\$500.00	\$12,052.00	\$2,824.38	\$2,824.38	\$9,227.62	\$0.00	\$9,227.62	76.57%
100.172.3000000.0000.000	Purchased Services	\$0.00	\$0.00	\$0.00	\$6,625.00	\$6,625.00	(\$6,625.00)	\$0.00	(\$6,625.00)	0.00%
	FUNCTION: Elementary Summer School - 172	\$51,552.00	\$500.00	\$52,052.00	\$18,824.89	\$18,824.89	\$33,227.11	\$0.00	\$33,227.11	63.83%
100.173.1000000.0000.000	Salaries	\$65,000.00	(\$65,000.00)	\$0.00	\$52,571.25	\$52,571.25	(\$52,571.25)	\$0.00	(\$52,571.25)	0.00%
100.173.2000000.0000.000	Employee Benefits	\$17,999.00	(\$17,999.00)	\$0.00	\$15,837.23	\$15,837.23	(\$15,837.23)	\$0.00	(\$15,837.23)	0.00%
	FUNCTION: High School Summer School - 173	\$82,999.00	(\$82,999.00)	\$0.00	\$68,408.48	\$68,408.48	(\$68,408.48)	\$0.00	(\$68,408.48)	0.00%
100.175.4000000.0000.000	Supplies and Materials	\$0.00	\$0.00	\$0.00	\$131.88	\$131.88	(\$131.88)	\$0.00	(\$131.88)	0.00%
	JUNCTION: Instructional Programs Beyond Regular School Day - 175	\$0.00	\$0.00	\$0.00	\$131.88	\$131.88	(\$131.88)	\$0.00	(\$131.88)	0.00%
100.181.1000000.0000.000	Salaries	\$114,933.01	\$0.00	\$114,933.01	\$96,777.54	\$96,777.54	\$18,155.47	\$19,155.47	(\$1,000.00)	-0.87%
100.181.2000000.0000.000	Employee Benefits	\$39,436.09	\$229.87	\$39,665.96	\$32,946.95	\$32,946.95	\$6,719.01	\$4,929.57	\$1,789.44	4.51%
100.181.3000000.0000.000	Purchased Services	\$3,470.40	\$445.60	\$3,916.00	\$225.00	\$225.00	\$3,691.00	\$0.00	\$3,691.00	94.25%
100.181.4000000.0000.000	Supplies and Materials	\$720.00	(\$145.00)	\$575.00	\$0.00	\$0.00	\$575.00	\$0.00	\$575.00	100.00%
100.181.6000000.0000.000	Other Objects	\$691.00	(\$340.00)	\$351.00	\$351.00	\$351.00	\$0.00	\$0.00	\$0.00	0.00%
	FUNCTION: Adult Basic Education Programs - 181	\$159,250.50	\$190.47	\$159,440.97	\$130,300.49	\$130,300.49	\$29,140.48	\$24,085.04	\$5,055.44	3.17%
100.182.1000000.0000.000	Salaries	\$0.00	\$0.00	\$0.00	\$2,000.00	\$2,000.00	(\$2,000.00)	\$0.00	(\$2,000.00)	0.00%
100.182.2000000.0000.000	Employee Benefits	\$0.00	\$0.00	\$0.00	\$166.30	\$166.30	(\$166.30)	\$0.00	(\$166.30)	0.00%
100.182.3000000.0000.000	Purchased Services	\$450.00	(\$400.00)	\$50.00	\$0.00	\$0.00	\$50.00	\$0.00	\$50.00	100.00%
100.182.4000000.0000.000	Supplies and Materials	\$4,177.26	(\$203.20)	\$3,974.06	\$821.65	\$821.65	\$3,152.41	\$300.00	\$2,852.41	71.78%
	FUNCTION: Adult Secondary Education Programs - 182	\$4,627.26	(\$603.20)	\$4,024.06	\$2,987.95	\$2,987.95	\$1,036.11	\$300.00	\$736.11	18.29%
100.188.1000000.0000.000	Salaries	\$38,142.00	\$0.00	\$38,142.00	\$31,606.50	\$31,606.50	\$6,535.50	\$10,112.70	(\$3,577.20)	-9.38%
100.188.2000000.0000.000	Employee Benefits	\$23,604.78	(\$4,491.64)	\$19,113.14	\$14,424.09	\$14,424.09	\$4,689.05	\$2,536.33	\$2,152.72	11.26%
	FUNCTION: Parenting/Family Literacy - 188	\$61,746.78	(\$4,491.64)	\$57,255.14	\$46,030.59	\$46,030.59	\$11,224.55	\$12,649.03	(\$1,424.48)	-2.49%
100.190.1000000.0000.000	Salaries	\$652,010.13	\$3,478.29	\$655,488.42	\$478,928.19	\$478,928.19	\$176,560.23	\$184,526.08	(\$7,965.85)	-1.22%
100.190.2000000.0000.000	Employee Benefits	\$192,428.00	\$5,070.66	\$197,498.66	\$141,889.70	\$141,889.70	\$55,608.96	\$26,155.56	\$29,453.40	14.91%
100.190.6000000.0000.000	Other Objects	\$20,800.00	\$0.00	\$20,800.00	\$3,100.61	\$3,100.61	\$17,699.39	\$2,352.93	\$15,346.46	73.78%
	FUNCTION: Instructional Pupil Activity - 190	\$865,238.13	\$8,548.95	\$873,787.08	\$623,918.50	\$623,918.50	\$249,868.58	\$213,034.57	\$36,834.01	4.22%
100.211.1000000.0000.000	Salaries	\$1,007,805.76	\$5,958.69	\$1,013,764.45	\$734,636.59	\$734,636.59	\$279,127.86	\$262,464.22	\$16,663.64	1.64%
100.211.2000000.0000.000	Employee Benefits	\$497,789.14	\$19,673.27	\$517,462.41	\$339,706.94	\$339,706.94	\$177,755.47	\$62,002.74	\$115,752.73	22.37%

School District Five of Lexington and Richland

Board Report Expenditures

Fiscal Year: 2020-2021

From Date: 7/1/2020

To Date: 4/30/2021

- Include pre encumbrance Print accounts with zero balance Filter Encumbrance Detail by Date Range
 Exclude inactive accounts with zero balance

Account Number	Description	Budget	Adjustments	GL Budget	Current	YTD	Balance	Encumbrance	Budget Bal	% Rem
100.211.3000000.0000.000	Purchased Services	\$108,900.00	\$11,100.00	\$120,000.00	\$3,622.39	\$3,622.39	\$116,377.61	\$0.00	\$116,377.61	96.98%
100.211.4000000.0000.000	Supplies and Materials	\$2,700.00	\$1,300.00	\$4,000.00	\$24,507.00	\$24,507.00	(\$20,507.00)	\$0.00	(\$20,507.00)	-512.68%
	FUNCTION: Attendance and Social Work Services - 211	\$1,617,194.90	\$38,031.96	\$1,655,226.86	\$1,102,472.92	\$1,102,472.92	\$552,753.94	\$324,466.96	\$228,286.98	13.79%
100.212.1000000.0000.000	Salaries	\$3,397,041.78	\$29,303.12	\$3,426,344.90	\$2,618,043.04	\$2,618,043.04	\$808,301.86	\$889,776.08	(\$81,474.22)	-2.36%
100.212.2000000.0000.000	Employee Benefits	\$1,449,979.56	\$27,281.98	\$1,477,261.54	\$1,093,239.65	\$1,093,239.65	\$384,021.89	\$196,075.77	\$187,946.12	12.72%
100.212.3000000.0000.000	Purchased Services	\$3,098.70	(\$758.30)	\$2,340.40	\$22,147.55	\$22,147.55	(\$19,807.15)	\$0.00	(\$19,807.15)	-846.31%
100.212.4000000.0000.000	Supplies and Materials	\$30,385.54	\$5,271.84	\$35,657.38	\$16,462.04	\$16,462.04	\$19,195.34	\$1,374.91	\$17,820.43	49.98%
	FUNCTION: Guidance Services - 212	\$4,880,505.58	\$61,098.64	\$4,941,604.22	\$3,749,892.28	\$3,749,892.28	\$1,191,711.94	\$1,087,226.76	\$104,485.18	2.11%
100.213.1000000.0000.000	Salaries	\$1,860,392.86	(\$50,205.11)	\$1,810,187.75	\$1,400,325.51	\$1,400,325.51	\$409,862.24	\$570,252.30	(\$160,390.06)	-8.86%
100.213.2000000.0000.000	Employee Benefits	\$808,664.27	(\$1,684.99)	\$806,979.28	\$597,231.30	\$597,231.30	\$209,747.98	\$113,381.93	\$96,366.05	11.94%
100.213.3000000.0000.000	Purchased Services	\$55,531.80	(\$54,101.80)	\$1,430.00	\$22,678.00	\$22,678.00	(\$21,248.00)	\$1,690.00	(\$22,938.00)	-1604.06%
100.213.4000000.0000.000	Supplies and Materials	\$32,131.80	\$1,908.20	\$34,040.00	\$28,225.49	\$28,225.49	\$5,814.51	\$4,243.80	\$1,570.71	4.61%
100.213.6000000.0000.000	Other Objects	\$116.00	\$0.00	\$116.00	\$0.00	\$0.00	\$116.00	\$0.00	\$116.00	100.00%
	FUNCTION: Health Services - 213	\$2,756,836.73	(\$104,083.70)	\$2,652,753.03	\$2,048,460.30	\$2,048,460.30	\$604,292.73	\$689,568.03	(\$85,275.30)	-3.21%
100.214.1000000.0000.000	Salaries	\$1,184,873.53	\$13,426.58	\$1,198,300.11	\$963,021.10	\$963,021.10	\$235,279.01	\$324,009.29	(\$88,730.28)	-7.40%
100.214.2000000.0000.000	Employee Benefits	\$466,692.08	\$14,401.72	\$481,093.80	\$374,476.09	\$374,476.09	\$106,617.71	\$73,210.16	\$33,407.55	6.94%
100.214.3000000.0000.000	Purchased Services	\$5,400.00	\$600.00	\$6,000.00	\$588.56	\$588.56	\$5,411.44	\$0.00	\$5,411.44	90.19%
100.214.4000000.0000.000	Supplies and Materials	\$5,265.00	\$585.00	\$5,850.00	\$3,229.83	\$3,229.83	\$2,620.17	\$1,255.85	\$1,364.32	23.32%
	FUNCTION: Psychological Services - 214	\$1,662,230.61	\$29,013.30	\$1,691,243.91	\$1,341,315.58	\$1,341,315.58	\$349,928.33	\$398,475.30	(\$48,546.97)	-2.87%
100.217.1000000.0000.000	Salaries	\$84,052.83	\$0.00	\$84,052.83	\$80,044.00	\$80,044.00	\$4,008.83	\$14,008.83	(\$10,000.00)	-11.90%
100.217.2000000.0000.000	Employee Benefits	\$34,933.41	\$168.10	\$35,101.51	\$29,807.70	\$29,807.70	\$5,293.81	\$4,346.43	\$947.38	2.70%
100.217.4000000.0000.000	Supplies and Materials	\$931.50	\$103.50	\$1,035.00	\$597.48	\$597.48	\$437.52	\$4.20	\$433.32	41.87%
	FUNCTION: Career Specialist Services - 217	\$119,917.74	\$271.60	\$120,189.34	\$110,449.18	\$110,449.18	\$9,740.16	\$18,359.46	(\$8,619.30)	-7.17%
100.221.1000000.0000.000	Salaries	\$1,927,861.64	(\$51,503.91)	\$1,876,357.73	\$1,499,008.18	\$1,499,008.18	\$377,349.55	\$435,039.45	(\$57,689.90)	-3.07%
100.221.2000000.0000.000	Employee Benefits	\$742,992.81	(\$19,091.82)	\$723,900.99	\$572,574.64	\$572,574.64	\$151,326.35	\$105,352.55	\$45,973.80	6.35%
100.221.3000000.0000.000	Purchased Services	\$550,576.80	\$56,626.20	\$607,203.00	\$443,266.32	\$443,266.32	\$163,936.68	\$43,796.62	\$120,140.06	19.79%
100.221.4000000.0000.000	Supplies and Materials	\$83,115.00	\$9,235.00	\$92,350.00	\$24,400.30	\$24,400.30	\$67,949.70	\$3,255.90	\$64,693.80	70.05%
100.221.6000000.0000.000	Other Objects	\$31,929.50	(\$467.00)	\$31,462.50	\$29,800.00	\$29,800.00	\$1,662.50	\$0.00	\$1,662.50	5.28%
	FUNCTION: Improvement of Instruction Curriculum Development - 221	\$3,336,475.75	(\$5,201.53)	\$3,331,274.22	\$2,569,049.44	\$2,569,049.44	\$762,224.78	\$587,444.52	\$174,780.26	5.25%
100.222.1000000.0000.000	Salaries	\$1,891,428.61	(\$24,618.15)	\$1,866,810.46	\$1,337,021.13	\$1,337,021.13	\$529,789.33	\$555,284.56	(\$25,495.23)	-1.37%
100.222.2000000.0000.000	Employee Benefits	\$892,802.83	\$2,269.15	\$895,071.98	\$586,787.42	\$586,787.42	\$308,284.56	\$116,769.83	\$191,514.73	21.40%
100.222.3000000.0000.000	Purchased Services	\$3,005.10	(\$2,083.39)	\$921.71	\$2,127.81	\$2,127.81	(\$1,206.10)	\$0.00	(\$1,206.10)	-130.85%

School District Five of Lexington and Richland

Board Report Expenditures

Fiscal Year: 2020-2021

From Date: 7/1/2020

To Date: 4/30/2021

- Include pre encumbrance Print accounts with zero balance Filter Encumbrance Detail by Date Range
 Exclude inactive accounts with zero balance

Account Number	Description	Budget	Adjustments	GL Budget	Current	YTD	Balance	Encumbrance	Budget Bal	% Rem
100.222.4000000.0000.000	Supplies and Materials	\$302,013.90	\$37,655.39	\$339,669.29	\$225,148.42	\$225,148.42	\$114,520.87	\$64,372.81	\$50,148.06	14.76%
100.222.6000000.0000.000	Other Objects	\$175.00	\$0.00	\$175.00	\$175.00	\$175.00	\$0.00	\$0.00	\$0.00	0.00%
	FUNCTION: Library and Media Services - 222	\$3,089,425.44	\$13,223.00	\$3,102,648.44	\$2,151,259.78	\$2,151,259.78	\$951,388.66	\$736,427.20	\$214,961.46	6.93%
100.223.1000000.0000.000	Salaries	\$898,068.03	(\$2,609.13)	\$895,458.90	\$727,321.23	\$727,321.23	\$168,137.67	\$158,231.00	\$9,906.67	1.11%
100.223.2000000.0000.000	Employee Benefits	\$338,712.18	\$1,009.96	\$339,722.14	\$263,252.59	\$263,252.59	\$76,469.55	\$38,407.86	\$38,061.69	11.20%
100.223.3000000.0000.000	Purchased Services	\$3,323.70	\$10,425.30	\$13,749.00	\$305.83	\$305.83	\$13,443.17	\$0.00	\$13,443.17	97.78%
100.223.4000000.0000.000	Supplies and Materials	\$925.74	\$1,220.20	\$2,145.94	\$972.04	\$972.04	\$1,173.90	(\$90.78)	\$1,264.68	58.93%
100.223.6000000.0000.000	Other Objects	\$351.00	(\$71.00)	\$280.00	\$280.00	\$280.00	\$0.00	\$0.00	\$0.00	0.00%
	FUNCTION: Supervision of Special Programs - 223	\$1,241,380.65	\$9,975.33	\$1,251,355.98	\$992,131.69	\$992,131.69	\$259,224.29	\$196,548.08	\$62,676.21	5.01%
100.224.1000000.0000.000	Salaries	\$1,956.88	\$0.00	\$1,956.88	\$0.00	\$0.00	\$1,956.88	\$0.00	\$1,956.88	100.00%
100.224.2000000.0000.000	Employee Benefits	\$541.86	\$47.75	\$589.61	\$0.00	\$0.00	\$589.61	\$0.00	\$589.61	100.00%
100.224.3000000.0000.000	Purchased Services	\$88,093.80	(\$183.80)	\$87,910.00	\$11,519.03	\$11,519.03	\$76,390.97	(\$929.00)	\$77,319.97	87.95%
100.224.4000000.0000.000	Supplies and Materials	\$8,815.50	\$1,526.50	\$10,342.00	\$4,550.61	\$4,550.61	\$5,791.39	\$0.00	\$5,791.39	56.00%
100.224.6000000.0000.000	Other Objects	\$0.00	\$351.00	\$351.00	\$0.00	\$0.00	\$351.00	\$0.00	\$351.00	100.00%
	FUNCTION: Improvement of Instruction Inservice & Staff Train - 224	\$99,408.04	\$1,741.45	\$101,149.49	\$16,069.64	\$16,069.64	\$85,079.85	(\$929.00)	\$86,008.85	85.03%
100.231.1000000.0000.000	Salaries	\$59,076.00	\$0.00	\$59,076.00	\$49,230.00	\$49,230.00	\$9,846.00	\$9,845.98	\$0.02	0.00%
100.231.2000000.0000.000	Employee Benefits	\$17,682.00	\$0.00	\$17,682.00	\$14,831.38	\$14,831.38	\$2,850.62	\$2,224.71	\$625.91	3.54%
100.231.3000000.0000.000	Purchased Services	\$387,450.00	\$43,050.00	\$430,500.00	\$305,839.34	\$305,839.34	\$124,660.66	\$375.00	\$124,285.66	28.87%
100.231.6000000.0000.000	Other Objects	\$395,000.00	\$108,370.00	\$503,370.00	\$488,659.00	\$488,659.00	\$14,711.00	\$0.00	\$14,711.00	2.92%
	FUNCTION: Board of Education - 231	\$859,208.00	\$151,420.00	\$1,010,628.00	\$858,559.72	\$858,559.72	\$152,068.28	\$12,445.69	\$139,622.59	13.82%
100.232.1000000.0000.000	Salaries	\$362,518.89	(\$92,845.74)	\$269,673.15	\$239,247.89	\$239,247.89	\$30,425.26	\$47,104.65	(\$16,679.39)	-6.19%
100.232.2000000.0000.000	Employee Benefits	\$133,058.96	(\$36,993.40)	\$96,065.56	\$79,092.92	\$79,092.92	\$16,972.64	\$14,931.50	\$2,041.14	2.12%
100.232.3000000.0000.000	Purchased Services	\$39,077.10	\$4,341.90	\$43,419.00	\$2,996.54	\$2,996.54	\$40,422.46	\$1,079.23	\$39,343.23	90.61%
100.232.4000000.0000.000	Supplies and Materials	\$6,050.70	\$672.30	\$6,723.00	\$3,993.15	\$3,993.15	\$2,729.85	\$73.00	\$2,656.85	39.52%
100.232.6000000.0000.000	Other Objects	\$7,100.00	\$0.00	\$7,100.00	\$2,321.30	\$2,321.30	\$4,778.70	\$0.00	\$4,778.70	67.31%
	FUNCTION: Office of Superintendent - 232	\$547,805.65	(\$124,824.94)	\$422,980.71	\$327,651.80	\$327,651.80	\$95,328.91	\$63,188.38	\$32,140.53	7.60%
100.233.1000000.0000.000	Salaries	\$10,977,054.56	(\$62,086.66)	\$10,914,967.90	\$8,924,260.01	\$8,924,260.01	\$1,990,707.89	\$2,332,959.29	(\$342,251.40)	-3.14%
100.233.2000000.0000.000	Employee Benefits	\$4,550,969.42	\$27,181.90	\$4,578,151.32	\$3,637,796.57	\$3,637,796.57	\$940,354.75	\$622,329.22	\$318,025.53	6.95%
100.233.3000000.0000.000	Purchased Services	\$169,267.89	\$10,197.71	\$179,465.60	\$115,314.69	\$115,314.69	\$64,150.91	\$7,253.47	\$56,897.44	31.70%
100.233.4000000.0000.000	Supplies and Materials	\$244,615.95	\$46,780.72	\$291,396.67	\$232,361.28	\$232,361.28	\$59,035.39	\$18,878.83	\$40,156.56	13.78%
100.233.5000000.0000.000	Capital Outlay	\$0.00	\$3,700.00	\$3,700.00	\$3,696.88	\$3,696.88	\$3.12	\$7,312.36	(\$7,309.24)	-197.55%
100.233.6000000.0000.000	Other Objects	\$23,502.00	(\$1,815.50)	\$21,686.50	\$16,226.00	\$16,226.00	\$5,460.50	\$25.60	\$5,434.90	25.06%
	FUNCTION: School Administration - 233	\$15,965,409.82	\$23,958.17	\$15,989,367.99	\$12,929,655.43	\$12,929,655.43	\$3,059,712.56	\$2,988,758.77	\$70,953.79	0.44%

School District Five of Lexington and Richland

Board Report Expenditures

Fiscal Year: 2020-2021

From Date: 7/1/2020

To Date: 4/30/2021

- Include pre encumbrance Print accounts with zero balance Filter Encumbrance Detail by Date Range
 Exclude inactive accounts with zero balance

Account Number	Description	Budget	Adjustments	GL Budget	Current	YTD	Balance	Encumbrance	Budget Bal	% Rem
100.251.1000000.0000.000	Salaries	\$56,628.37	\$44,533.06	\$101,161.43	\$54,382.61	\$54,382.61	\$46,778.82	\$19,790.09	\$26,988.73	26.68%
100.251.2000000.0000.000	Employee Benefits	\$32,317.99	\$24,977.47	\$57,295.46	\$27,864.33	\$27,864.33	\$29,431.13	\$4,559.37	\$24,871.76	43.41%
100.251.3000000.0000.000	Purchased Services	\$338,175.00	\$35,825.00	\$374,000.00	\$41,253.17	\$41,253.17	\$332,746.83	\$177,768.84	\$154,977.99	41.44%
100.251.4000000.0000.000	Supplies and Materials	\$0.00	\$0.00	\$0.00	\$51,060.24	\$51,060.24	(\$51,060.24)	\$2,040.39	(\$53,100.63)	0.00%
UNCTION: Student Transportation (Federal/District Mandated) - 251		\$427,121.36	\$105,335.53	\$532,456.89	\$174,560.35	\$174,560.35	\$357,896.54	\$204,158.69	\$153,737.85	28.87%
100.252.1000000.0000.000	Salaries	\$924,543.59	\$15,916.53	\$940,460.12	\$763,147.58	\$763,147.58	\$177,312.54	\$164,248.20	\$13,064.34	1.39%
100.252.2000000.0000.000	Employee Benefits	\$384,875.49	(\$6,100.19)	\$378,775.30	\$308,529.31	\$308,529.31	\$70,245.99	\$54,150.51	\$16,095.48	4.25%
100.252.3000000.0000.000	Purchased Services	\$180,846.90	\$21,844.10	\$202,691.00	\$66,131.47	\$66,131.47	\$136,559.53	\$1,896.62	\$134,662.91	66.44%
100.252.4000000.0000.000	Supplies and Materials	\$48,559.50	\$5,395.50	\$53,955.00	\$28,198.50	\$28,198.50	\$25,756.50	\$654.12	\$25,102.38	46.52%
100.252.6000000.0000.000	Other Objects	\$5,938.00	\$0.00	\$5,938.00	\$3,205.12	\$3,205.12	\$2,732.88	\$0.00	\$2,732.88	46.02%
FUNCTION: Fiscal Services - 252		\$1,544,763.48	\$37,055.94	\$1,581,819.42	\$1,169,211.98	\$1,169,211.98	\$412,607.44	\$220,949.46	\$191,657.98	12.12%
100.254.1000000.0000.000	Salaries	\$6,872,350.66	\$76,104.34	\$6,948,455.00	\$5,682,496.09	\$5,682,496.09	\$1,265,958.91	\$1,129,586.35	\$136,372.56	1.96%
100.254.2000000.0000.000	Employee Benefits	\$3,379,415.74	\$9,960.97	\$3,389,376.71	\$2,718,344.48	\$2,718,344.48	\$671,032.23	\$421,848.30	\$249,183.93	7.35%
100.254.3000000.0000.000	Purchased Services	\$4,700,379.39	\$364,763.67	\$5,065,143.06	\$3,770,983.34	\$3,770,983.34	\$1,294,159.72	\$916,565.55	\$377,594.17	7.45%
100.254.4000000.0000.000	Supplies and Materials	\$4,494,075.40	\$676,232.91	\$5,170,308.31	\$4,089,974.08	\$4,089,974.08	\$1,080,334.23	\$149,963.58	\$930,370.65	17.99%
100.254.5000000.0000.000	Capital Outlay	\$83,684.89	(\$48,329.02)	\$35,355.87	\$9,288.00	\$9,288.00	\$26,067.87	\$32,816.85	(\$6,748.98)	-19.09%
FUNCTION: Operation and Maintenance of Plant - 254		\$19,529,906.08	\$1,078,732.87	\$20,608,638.95	\$16,271,085.99	\$16,271,085.99	\$4,337,552.96	\$2,650,780.63	\$1,686,772.33	8.18%
100.255.1000000.0000.000	Salaries	\$3,698,345.90	\$62,258.95	\$3,760,604.85	\$2,723,365.63	\$2,723,365.63	\$1,037,239.22	\$907,861.30	\$129,377.92	3.44%
100.255.2000000.0000.000	Employee Benefits	\$1,689,060.24	\$71,471.79	\$1,760,532.03	\$1,184,970.92	\$1,184,970.92	\$575,561.11	\$217,267.20	\$358,293.91	20.35%
100.255.3000000.0000.000	Purchased Services	\$159,417.00	\$17,713.00	\$177,130.00	\$73,457.47	\$73,457.47	\$103,672.53	\$30,093.40	\$73,579.13	41.54%
100.255.4000000.0000.000	Supplies and Materials	\$50,850.00	\$5,650.00	\$56,500.00	\$28,760.64	\$28,760.64	\$27,739.36	\$13,665.25	\$14,074.11	24.91%
100.255.6000000.0000.000	Other Objects	\$1,000.00	\$0.00	\$1,000.00	\$380.00	\$380.00	\$620.00	\$0.00	\$620.00	62.00%
FUNCTION: Student Transportation (State Mandated) - 255		\$5,598,673.14	\$157,093.74	\$5,755,766.88	\$4,010,934.66	\$4,010,934.66	\$1,744,832.22	\$1,168,887.15	\$575,945.07	10.01%
100.256.1000000.0000.000	Salaries	\$0.00	\$0.00	\$0.00	\$120,000.00	\$120,000.00	(\$120,000.00)	\$0.00	(\$120,000.00)	0.00%
100.256.2000000.0000.000	Employee Benefits	\$0.00	\$0.00	\$0.00	\$12,303.70	\$12,303.70	(\$12,303.70)	\$0.00	(\$12,303.70)	0.00%
100.256.4000000.0000.000	Supplies and Materials	\$0.00	\$0.00	\$0.00	\$0.00	\$0.00	\$0.00	\$23,236.00	(\$23,236.00)	0.00%
FUNCTION: Food Services - 256		\$0.00	\$0.00	\$0.00	\$132,303.70	\$132,303.70	(\$132,303.70)	\$23,236.00	(\$155,539.70)	0.00%
100.257.1000000.0000.000	Salaries	\$253,767.59	\$33,121.75	\$286,889.34	\$213,369.71	\$213,369.71	\$73,519.63	\$46,436.92	\$27,082.71	9.44%
100.257.2000000.0000.000	Employee Benefits	\$106,824.90	\$18,197.62	\$125,022.52	\$87,053.18	\$87,053.18	\$37,969.34	\$14,430.26	\$23,539.08	18.83%
100.257.3000000.0000.000	Purchased Services	\$661,112.10	(\$3,647.60)	\$657,464.50	\$293,651.16	\$293,651.16	\$363,813.34	\$5,797.49	\$358,015.85	54.45%
100.257.4000000.0000.000	Supplies and Materials	\$38,675.70	\$4,297.30	\$42,973.00	\$8,205.81	\$8,205.81	\$34,767.19	\$0.00	\$34,767.19	80.90%
FUNCTION: Internal Services - 257		\$1,060,380.29	\$51,969.07	\$1,112,349.36	\$602,279.86	\$602,279.86	\$510,069.50	\$66,664.67	\$443,404.83	39.86%

School District Five of Lexington and Richland

Board Report Expenditures

Fiscal Year: 2020-2021

From Date: 7/1/2020

To Date: 4/30/2021

- Include pre encumbrance Print accounts with zero balance Filter Encumbrance Detail by Date Range
 Exclude inactive accounts with zero balance

Account Number	Description	Budget	Adjustments	GL Budget	Current	YTD	Balance	Encumbrance	Budget Bal	% Rem
100.258.1000000.0000.000	Salaries	\$185,057.61	\$0.00	\$185,057.61	\$154,823.40	\$154,823.40	\$30,234.21	\$31,562.71	(\$1,328.50)	-0.72%
100.258.2000000.0000.000	Employee Benefits	\$68,103.70	\$476.87	\$68,580.57	\$59,215.93	\$59,215.93	\$9,364.64	\$9,345.29	\$19.35	0.03%
100.258.3000000.0000.000	Purchased Services	\$1,787,044.23	\$177,680.77	\$1,964,725.00	\$1,281,543.33	\$1,281,543.33	\$683,181.67	\$762,111.21	(\$78,929.54)	-4.02%
100.258.4000000.0000.000	Supplies and Materials	\$30,186.32	(\$14,186.32)	\$16,000.00	\$1,118.09	\$1,118.09	\$14,881.91	\$6,685.10	\$8,196.81	51.23%
100.258.5000000.0000.000	Capital Outlay	\$0.00	\$0.00	\$0.00	\$4,980.00	\$4,980.00	(\$4,980.00)	\$0.00	(\$4,980.00)	0.00%
100.258.6000000.0000.000	Other Objects	\$410.00	\$0.00	\$410.00	\$642.67	\$642.67	(\$232.67)	(\$642.67)	\$410.00	100.00%
	FUNCTION: Security - 258	\$2,070,801.86	\$163,971.32	\$2,234,773.18	\$1,502,323.42	\$1,502,323.42	\$732,449.76	\$809,061.64	(\$76,611.88)	-3.43%
100.262.1000000.0000.000	Salaries	\$705,842.76	\$3,354.97	\$709,197.73	\$645,984.71	\$645,984.71	\$63,213.02	\$131,682.68	(\$68,469.66)	-9.65%
100.262.2000000.0000.000	Employee Benefits	\$277,631.52	\$2,422.53	\$280,054.05	\$250,704.06	\$250,704.06	\$29,349.99	\$38,974.02	(\$9,624.03)	-3.44%
100.262.3000000.0000.000	Purchased Services	\$8,550.00	(\$8,550.00)	\$0.00	\$57,577.38	\$57,577.38	(\$57,577.38)	\$0.00	(\$57,577.38)	0.00%
	FUNCTION: Planning - 262	\$992,024.28	(\$2,772.50)	\$989,251.78	\$954,266.15	\$954,266.15	\$34,985.63	\$170,656.70	(\$135,671.07)	-13.71%
100.263.1000000.0000.000	Salaries	\$392,722.42	\$16,757.93	\$409,480.35	\$337,565.86	\$337,565.86	\$71,914.49	\$77,574.90	(\$5,660.41)	-1.38%
100.263.2000000.0000.000	Employee Benefits	\$166,855.61	\$6,385.60	\$173,241.21	\$140,453.97	\$140,453.97	\$32,787.24	\$22,906.63	\$9,880.61	5.70%
100.263.3000000.0000.000	Purchased Services	\$161,550.00	\$17,950.00	\$179,500.00	\$65,545.53	\$65,545.53	\$113,954.47	\$0.00	\$113,954.47	63.48%
100.263.4000000.0000.000	Supplies and Materials	\$27,000.00	\$3,000.00	\$30,000.00	\$12,071.54	\$12,071.54	\$17,928.46	\$192.67	\$17,735.79	59.12%
100.263.6000000.0000.000	Other Objects	\$12,000.00	\$0.00	\$12,000.00	\$5,237.50	\$5,237.50	\$6,762.50	\$0.00	\$6,762.50	56.35%
	FUNCTION: Information Services - 263	\$760,128.03	\$44,093.53	\$804,221.56	\$560,874.40	\$560,874.40	\$243,347.16	\$100,674.20	\$142,672.96	17.74%
100.264.1000000.0000.000	Salaries	\$826,520.04	(\$42,318.85)	\$784,201.19	\$616,975.01	\$616,975.01	\$167,226.18	\$125,961.65	\$41,264.53	5.26%
100.264.2000000.0000.000	Employee Benefits	\$319,429.24	(\$18,790.14)	\$300,639.10	\$421,541.05	\$421,541.05	(\$120,901.95)	\$36,901.16	(\$157,803.11)	-52.49%
100.264.3000000.0000.000	Purchased Services	\$25,013.25	\$3,730.75	\$28,744.00	\$23,792.41	\$23,792.41	\$4,951.59	\$8,744.36	(\$3,792.77)	-13.19%
100.264.4000000.0000.000	Supplies and Materials	\$27,474.30	\$2,927.70	\$30,402.00	\$18,491.78	\$18,491.78	\$11,910.22	(\$33.43)	\$11,943.65	39.29%
100.264.6000000.0000.000	Other Objects	\$951.50	(\$826.50)	\$125.00	\$1,076.50	\$1,076.50	(\$951.50)	\$0.00	(\$951.50)	-761.20%
	FUNCTION: Staff Services - 264	\$1,199,388.33	(\$55,277.04)	\$1,144,111.29	\$1,081,876.75	\$1,081,876.75	\$62,234.54	\$171,573.74	(\$109,339.20)	-9.56%
100.266.1000000.0000.000	Salaries	\$1,772,640.27	(\$29,086.69)	\$1,743,553.58	\$1,476,300.93	\$1,476,300.93	\$267,252.65	\$310,708.09	(\$43,455.44)	-2.49%
100.266.2000000.0000.000	Employee Benefits	\$709,516.01	(\$9,669.76)	\$699,846.25	\$577,879.28	\$577,879.28	\$121,966.97	\$91,111.91	\$30,855.06	4.41%
100.266.3000000.0000.000	Purchased Services	\$865,560.36	\$135,910.64	\$1,001,471.00	\$1,055,237.84	\$1,055,237.84	(\$53,766.84)	\$10,765.02	(\$64,531.86)	-6.44%
100.266.4000000.0000.000	Supplies and Materials	\$144,310.05	\$16,209.95	\$160,520.00	\$16,861.81	\$16,861.81	\$143,658.19	(\$292.09)	\$143,950.28	89.68%
100.266.6000000.0000.000	Other Objects	\$175.50	(\$175.50)	\$0.00	\$175.50	\$175.50	(\$175.50)	\$0.00	(\$175.50)	0.00%
	FUNCTION: Technology and Data Processing Services - 266	\$3,492,202.19	\$113,188.64	\$3,605,390.83	\$3,126,455.36	\$3,126,455.36	\$478,935.47	\$412,292.93	\$66,642.54	1.85%
100.271.1000000.0000.000	Salaries	\$1,518,127.09	\$152,136.18	\$1,670,263.27	\$1,489,412.60	\$1,489,412.60	\$180,850.67	\$399,710.56	(\$218,859.89)	-13.10%
100.271.2000000.0000.000	Employee Benefits	\$473,751.00	\$120,098.00	\$593,849.00	\$487,477.51	\$487,477.51	\$106,371.49	\$76,691.66	\$29,679.83	5.00%
100.271.3000000.0000.000	Purchased Services	\$165,284.19	\$72,485.26	\$237,769.45	\$145,456.52	\$145,456.52	\$92,312.93	\$0.00	\$92,312.93	38.82%
100.271.4000000.0000.000	Supplies and Materials	\$32,400.00	(\$32,400.00)	\$0.00	\$10,921.17	\$10,921.17	(\$10,921.17)	\$0.00	(\$10,921.17)	0.00%

School District Five of Lexington and Richland

Board Report Expenditures

Fiscal Year: 2020-2021

From Date: 7/1/2020

To Date: 4/30/2021

Include pre encumbrance

Print accounts with zero balance

Filter Encumbrance Detail by Date Range

Exclude inactive accounts with zero balance

Account Number	Description	Budget	Adjustments	GL Budget	Current	YTD	Balance	Encumbrance	Budget Bal	% Rem
100.271.6000000.0000.000	Other Objects	\$383,228.00	\$36,000.00	\$419,228.00	\$405,693.86	\$405,693.86	\$13,534.14	\$0.00	\$13,534.14	3.23%
	FUNCTION: Pupil Service Activities - 271	\$2,572,790.28	\$348,319.44	\$2,921,109.72	\$2,538,961.66	\$2,538,961.66	\$382,148.06	\$476,402.22	(\$94,254.16)	-3.23%
100.390.3000000.0000.000	Purchased Services	\$15,000.00	\$0.00	\$15,000.00	\$0.00	\$0.00	\$15,000.00	\$0.00	\$15,000.00	100.00%
100.390.4000000.0000.000	Supplies and Materials	\$5,850.00	\$0.00	\$5,850.00	\$0.00	\$0.00	\$5,850.00	\$0.00	\$5,850.00	100.00%
	FUNCTION: Other Community Services - 390	\$20,850.00	\$0.00	\$20,850.00	\$0.00	\$0.00	\$20,850.00	\$0.00	\$20,850.00	100.00%
100.412.7000000.0000.000	Transfers	\$20,000.00	\$0.00	\$20,000.00	\$20,179.56	\$20,179.56	(\$179.56)	\$0.00	(\$179.56)	-0.90%
	FUNCTION: Payments to Other Governmental Units - 412	\$20,000.00	\$0.00	\$20,000.00	\$20,179.56	\$20,179.56	(\$179.56)	\$0.00	(\$179.56)	-0.90%
100.425.7000000.0000.000	Transfers	\$267,897.00	\$0.00	\$267,897.00	\$0.00	\$0.00	\$267,897.00	\$0.00	\$267,897.00	100.00%
	FUNCTION: Transfer to Food Service Fund - 425	\$267,897.00	\$0.00	\$267,897.00	\$0.00	\$0.00	\$267,897.00	\$0.00	\$267,897.00	100.00%
Grand Total:		\$194,008,204.21	\$2,516,467.79	\$196,524,672.00	\$143,725,394.86	\$143,725,394.86	\$52,799,277.14	\$41,642,589.67	\$11,156,687.47	5.68%

End of Report