



Energy Conservation School District Five of Lexington & Richland Counties

Who We Are

Since **1986** — the energy conservation pioneers

More than **\$4.6 billion** in energy savings for **1,400** clients in 48 states

Cut expected energy costs by an average of 26%

Nine consecutive years — ENERGY STAR Partner of the Year

65% of K-12 ENERGY STAR Top Performers are our clients

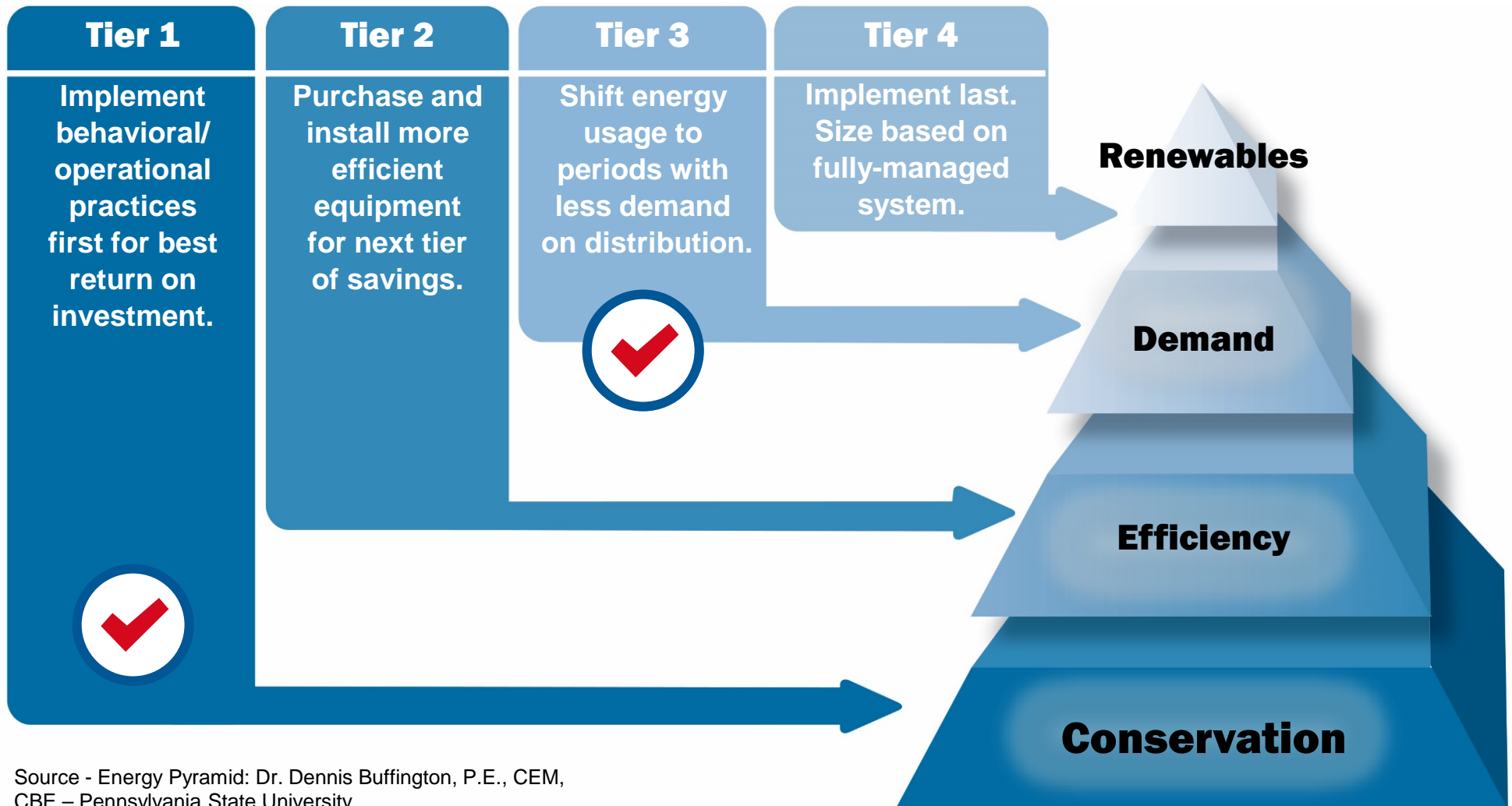
Over **22,000** buildings nationwide

#1 provider for organizational behavior-based conservation programs

Manage more than **\$1 billion in annual utility expenses** for clients

Energy Pyramid

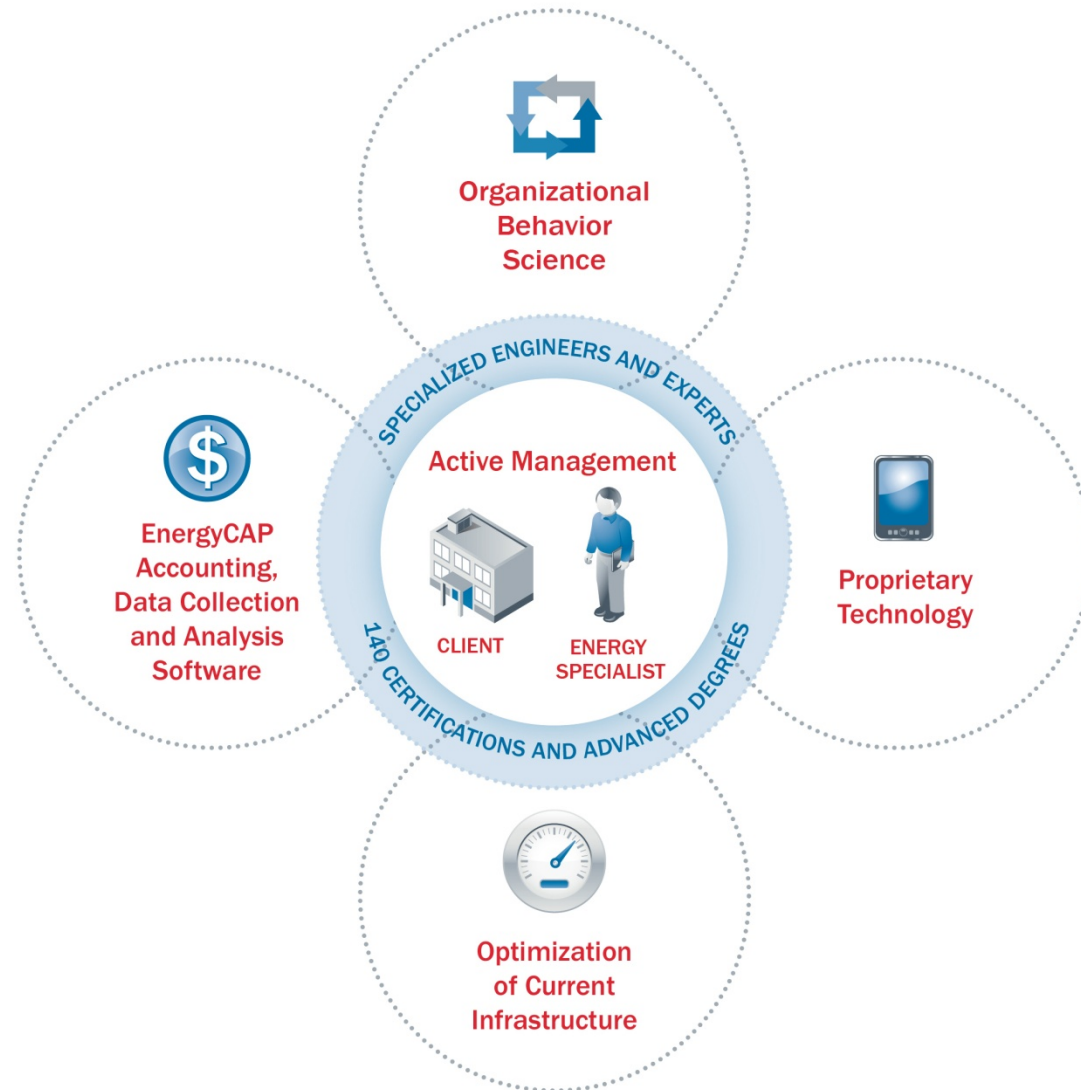
Pyramids are built from the base upward. For greatest savings and best return on investment, implement your energy management strategy in this sequence.



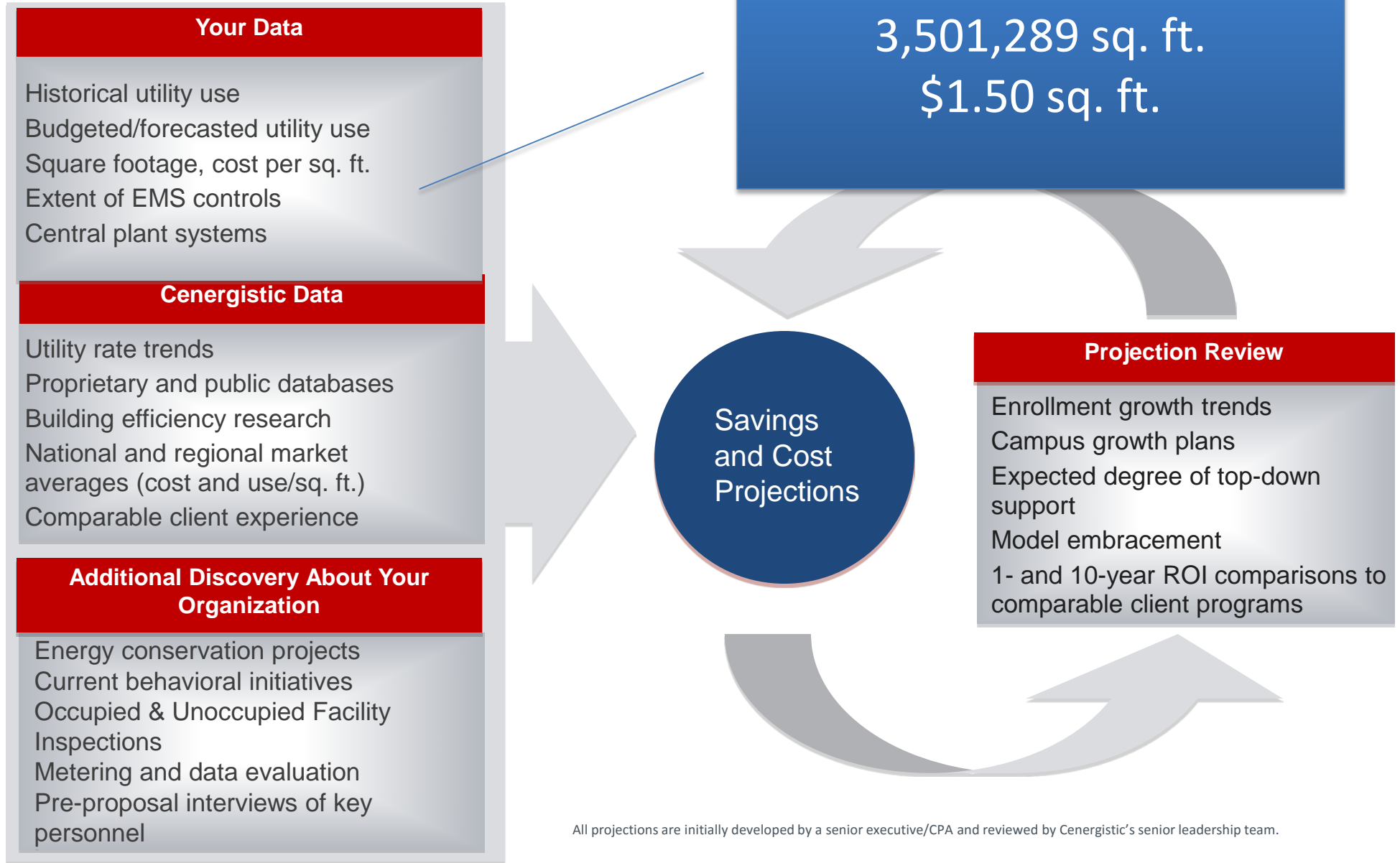
Source - Energy Pyramid: Dr. Dennis Buffington, P.E., CEM, CBE – Pennsylvania State University

An Integrated Energy Management Program

With Cenergistic's technology, data, methodology and expertise, our clients have achieved energy savings averaging between 20-30% — and often much more.



Projected Savings: A Confident Projection



Your Solution at a Glance

Financial Summary

A Partnership that Builds a Foundation of Sustainability

Projected QuickStart and first-year net savings:	\$530,920
Net Five Year Savings:	\$3,133,948

\$627,000 annual average

Fee Structure & Guarantee



- **QuickStart:** No fee payable for first 6 months.
- **Savings are guaranteed** to exceed all investment in the program.
- **No new budgeted funds required.**
- **Cenergistic shares 50% of gross savings on a monthly basis while funding all costs** of program implementation.

Other Benefits

- **Enhanced comfort** — for staff, faculty and students.
- **Culture of conservation** that transforms behavior and habits — in your facilities and at home for years to come.
- **Optimized infrastructure** — with consulting resources for Maintenance & Operations staff.

Clients

Colonial Williamsburg



Savings – South Carolina Clients

Barnwell School District 45	\$1,126,738
Sumter School District	\$1,385,699
Spartanburg County School District #7	\$2,242,470
Charleston County School District	\$3,119,553
Spartanburg County School District #5	\$3,502,001
Newberry County School District	\$4,619,762
Laurens County School District 55	\$8,614,966
Cherokee County School District	\$13,889,964
Richland County School District One	\$18,141,381

Benefits Go Beyond Savings

- **Comfort** — for your faculty, staff and students is a top priority — continually assessed, maintained and often improved
- **Capital** — Equipment runs less, lasts longer. Lowered energy consumption means equipment is adequately sized
- **Operational** — Cenergistic experts add expertise, train your staff
- **Reputational** — Demonstrate good stewardship to your community
- **Environmental** — Energy you don't consume has a quantifiable, positive impact on the environment

Customized Implementation Methodology

Cenergistic — 31 years of process and innovation

Expertise

- Program Managers
- Engineers & Analysts
- Center of Excellence
- Training Programs

Technology

- Command Center
- Building Simulation
- Smart Meter Interface
- Equipment Diagnostics

Analytics

- EnergyCAP®
- Opti-Commissioning
- Data Logging
- Remote Verification

implemented through

Energy Specialist

- Embedded Support Staff
- Boots on the Ground
- Face of the Program

yields

Changed habits, behavior, operations and culture

RESULT

\$\$\$: Electricity, Gas & Water Consumption Reduced 20 – 30%

Recap



No capital outlay.



Budget neutral



With QuickStart period — you start saving right away.



Improved comfort



We support your facilities, maintenance and operations staff with our expertise without you having to add headcount.



If we do not save you money, we do not get paid.