



FY 2016-2017
Proposed General Fund Budget

April 25, 2016

Disclaimer

- The information provided in this presentation was based upon the FY 2016-2017 General Appropriations Bill (H.5001) as approved by the House of Representatives on March 09, 2016.
 - The State budget projections are based upon FY 2015-2016 enrollment as of the 45th day of school.
 - All projections are subject to change as H.5001 progresses through the SC General Assembly and updated enrollment figures become available.
 - FY 2015-2016 Appropriated BSC = \$2,220
 - FY 2015-2016 Actual BSC (Capped @ 45th Day)= \$2,172
 - FY 2015-2016 45 Day Average Daily Membership (ADM) = 16,555.06
 - FY 2015-2016 45 Day Weighted Pupil Units (WPU) = 22,328.44
 - FY 2015-2016 Appropriated Statewide WPU = 974,155
 - FY 2015-2016 Actual Statewide WPU (45 Day) = 981,363
 - FY 2016-2017 Projected BSC = \$2,350
 - FY 2016-2017 Appropriated Statewide WPU = 986,595
-

“Education is the most powerful
weapon which you can use to
change the world.”

-Nelson Mandela (1918-2013)

FY 2016-2017 Budget Considerations

\$8,121,264 (4.88%)

■	Contracted Services (Net of Transfers/Reductions)		\$ 1,546,472
	□ Increased costs for School Resource Officers (SRO)	\$ 550,181	
	□ Absenteeism/Substitute Cost	\$ 446,291	
	□ Transfer Non-Capital Technology from Capital Funds	\$ 650,000	
■	Additional Social Worker		\$ 69,379
■	Increase in Supplies		\$ 996,718
	□ Elimination of Select School Fees	\$ 913,352	
	□ Alignment For Student Counts/Grade Level	\$ 83,366	
■	\$500 Bonus for All District Employees		\$ 1,335,310
■	Transfer to Food Service		\$ 100,000
■	Salary Increases (COLA, step and credential) and fringe benefits increases.*		\$ 4,073,385

*subject to change based upon terminations, new hires, etc.

Cautious Optimism

- July 1, 2015 an integrated Fund Accounting, HR Enterprise Resource Planning (ERP) System was implemented to streamline business processes, increase efficiencies and reduce costs for the district.
 - Cost savings and increased efficiency is being realized from previously implemented measures.
 - Office of Human Resources and Office of Instruction continue to analyze district staffing requirements to make school staffing consistent across the district and minimize the need for additional FTE's.
 - State funding is projected to be better than recent years.
 - There are no state funding shifts projected for FY 2017.
 - District continues to explore ways to reduce costs.
 - School leaders have been prudent in holding the line with discretionary spending.
-

FY 2016-2017

Projected General Fund Revenue - Local

Category	Amount	Percent of Budget
Local Revenue		
Current Taxes	61,304,922	35.41%
Delinquent Taxes	1,808,329	1.04%
Fee in Lieu of Taxes	999,300	.58%
Other Local Revenue	563,500	.33%
Total Local Revenue	\$64,676,051	37.36%

FY 2016-2017

Projected General Fund Revenue - State

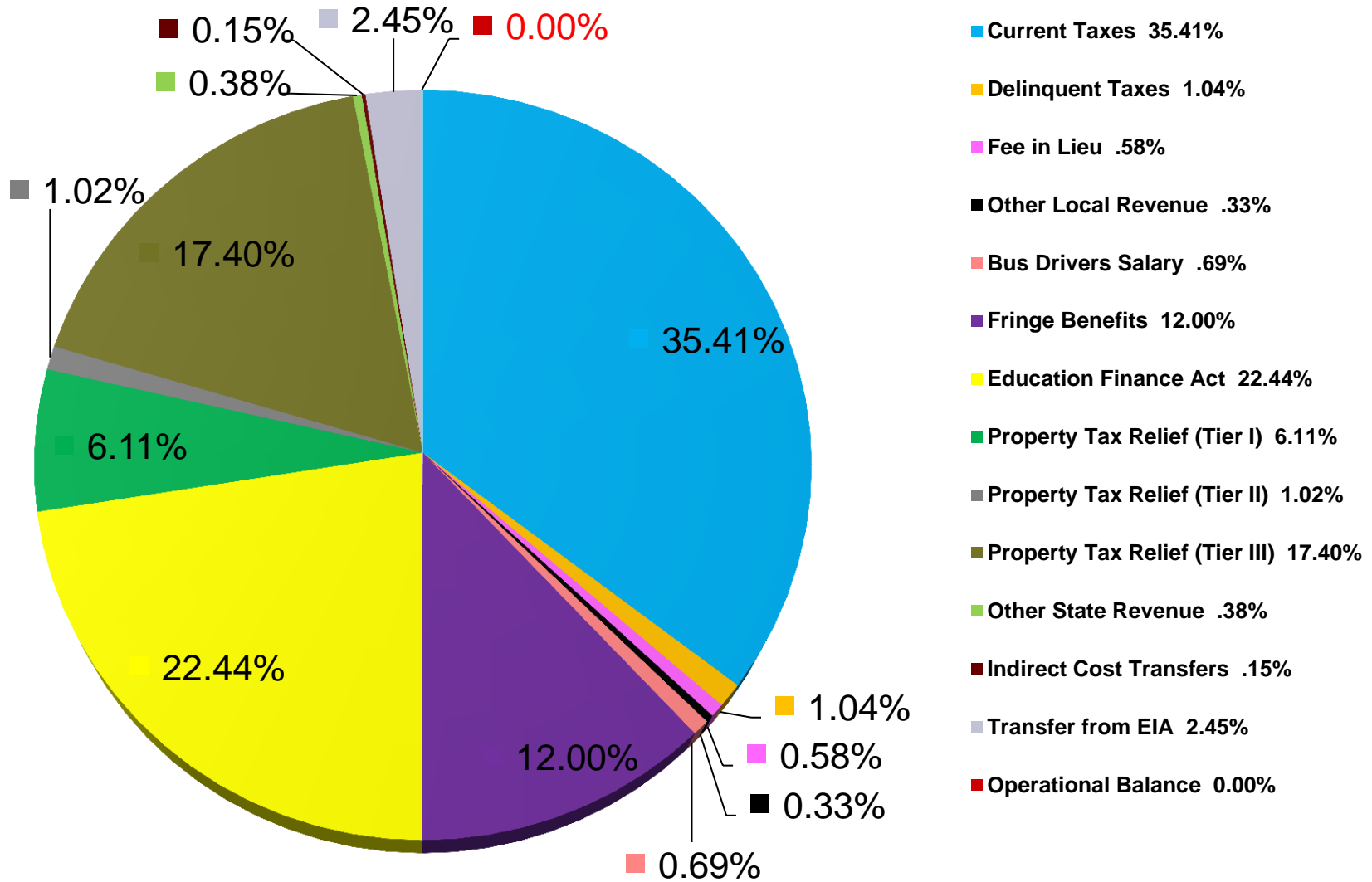
Category	Amount	Percent of Budget
State Revenue		
Bus Drivers Salaries & W/C	1,191,637	.69%
State Fringe Benefits	20,779,065	12.00%
Educational Finance Act (EFA)	38,849,097	22.44%
Property Tax Relief Tier I *	10,580,071	6.11%
Property Tax Relief Tier II *	1,758,200	1.02%
Property Tax Relief Tier III	30,128,932	17.40%
Other State Revenue	657,618	.38%
Total State Revenue	\$103,944,620	60.04%
* Frozen at current levels		

FY 2016-2017

Projected General Fund Revenue - Other

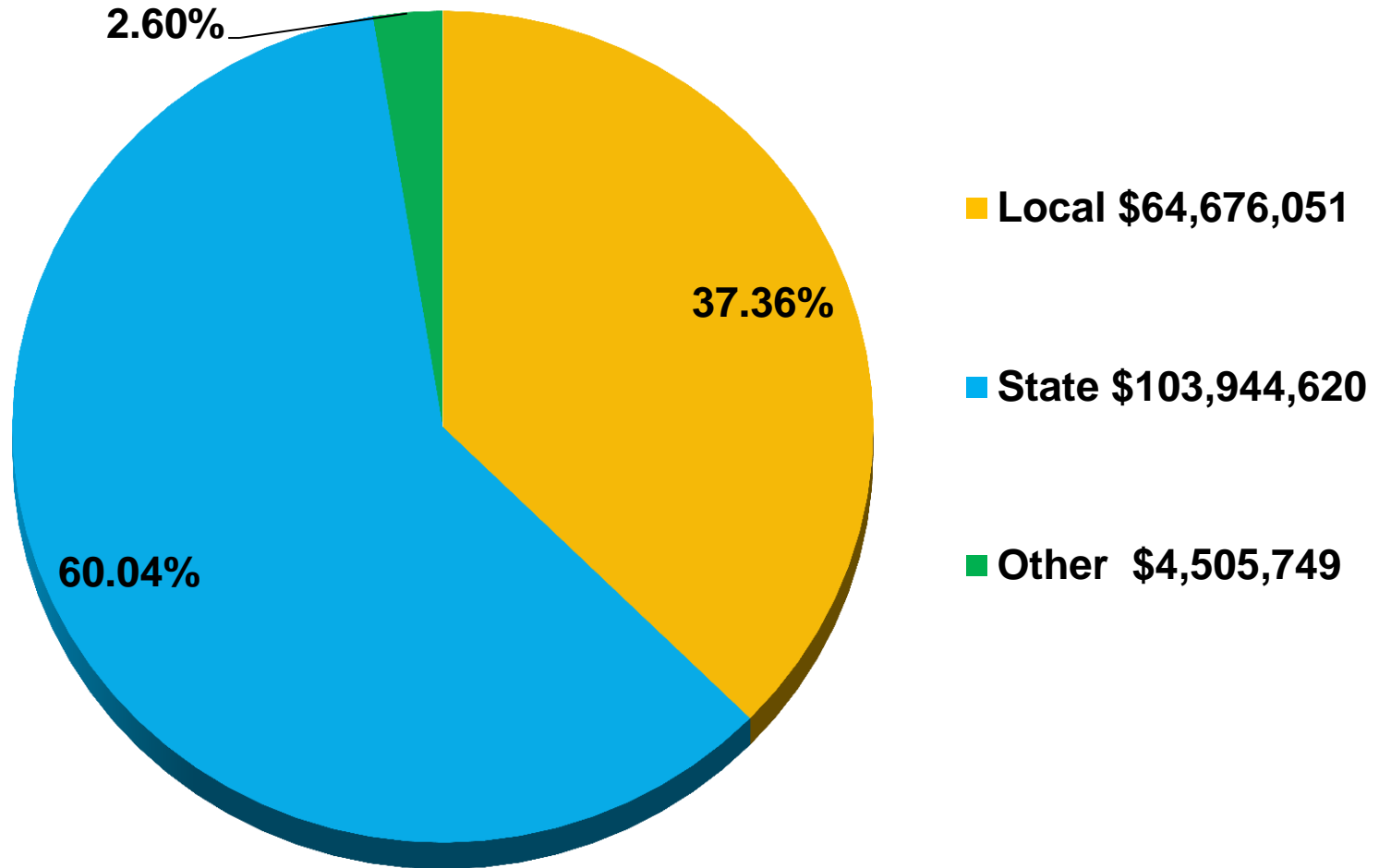
Category	Amount	Percent of Budget
Transfers from Other Funds		
Indirect Cost	265,000	.15%
Transfer From EIA (Teacher Salary and Benefits)	4,240,749	2.45%
Total Transfer from Other Funds	\$4,505,749	2.60%
Total Revenue	\$173,126,420	
Total Funds Available	\$173,126,420	100.00%

Projected General Fund Revenue



Projected General Fund Revenue

By Source



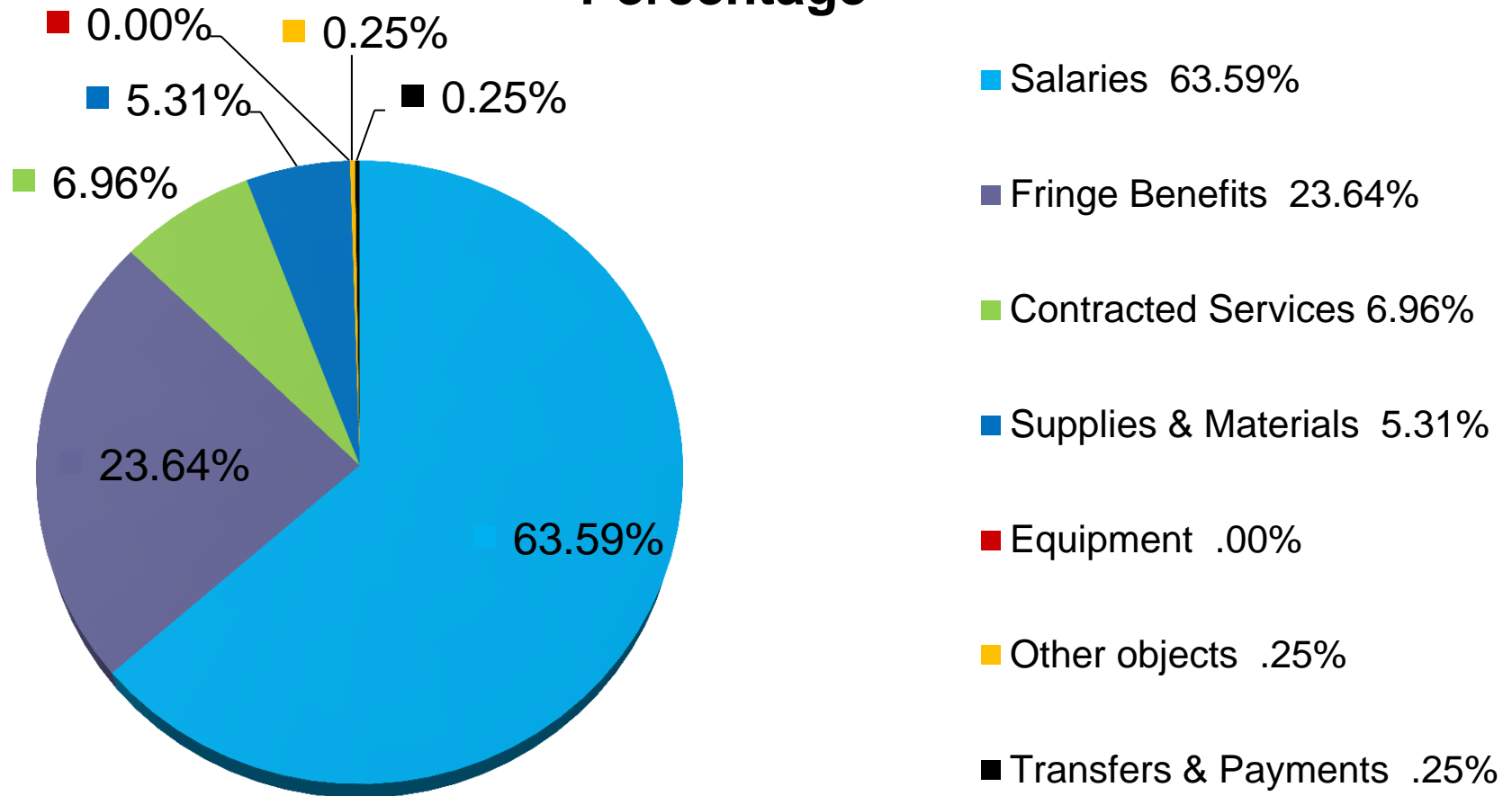
FY 2016-2017

Projected General Fund Expenditures

Category	Dollars	Percent of Budget
Salaries	111,018,721	63.59%
Fringe Benefits	41,270,613	23.64%
Contracted Services	12,144,807	6.96%
Supplies & Materials	9,262,446	5.31%
Equipment & Improvements	0	.00%
Other Objects	443,995	.25%
Transfers & Payments	431,745	.25%
Total Expenditures*	174,572,287	100.00%
* Slight difference due to rounding		

FY 2016-2017 Projected General Fund Expenditures

Percentage



FY 2016-2017 Recap

as of 4/25/2016

- **Projected Revenue = \$ 173,126,420**
 - **Projected Expenditures = \$ 174,572,287**
 - **Projected Shortfall = \$ 1,445,867**
-

**Calculation for FY 2016-2017
Allowable Millage Increase
Section 6-1-230 of the SC Code of Laws**

Consumer Price Increase (CPI) *	0.12%
Lex/Rich 5 Population Growth *	1.42%
Allowable Percentage Increase *	1.54%
FY 2015-2016 Millage Rate	251.5
FY 2016-2017 Millage Increase Cap	3.9

* Source: SC Revenue And Fiscal Affairs Office

FY 2016-2017 Proposed General Fund Budget Calendar

- April 12, 2016 Discussion of Parameters of General Fund Budget
 - April 25, 2016 Discussion Reading of General Fund Budget
 - May 23, 2016 First Reading of General Fund Budget
 - June 13, 2016 Public Hearing of General Fund Budget
-



district five
OF LEXINGTON & RICHLAND COUNTIES