



AGENDA
BOARD OF TRUSTEES
DUTCH FORK HIGH SCHOOL'S MEDIA CENTER
FEBRUARY 23, 2015

1. Call to order at 6:00 p.m.
2. Enter executive session to consider the following:
 - a. Selected employment items (Exhibit A)
 - b. Receipt of legal advice regarding a contract
3. Call to order at 7:00 p.m.
4. Welcoming remarks
5. Invocation – Board Member Jan Hammond
6. Pledge of Allegiance – Duane Harvin, Jr., a student at Dutch Fork High School
7. School Board Spotlight
8. Approval of the agenda
9. Approval of the minutes of the January 26, 2015 board meeting
10. Welcome and brief overview of Dutch Fork High School by Dr. Greg Owings, principal, and Sondra Suarez, Project Lead the Way
11. Superintendent's Report
 - a. Office of Finance and Operations
 1. Monthly Financial Reports (Exhibit B)
 - b. Office of Design and Construction
 1. Monthly Update (Exhibit C)
12. Public participation*

ACTION AGENDA

13. Items considered in executive session
14. Approval of change order regarding LED lighting at Chapin Middle School (Exhibit D)
15. Approval of request for permission to seek commercial zoning for Irmo High School, Irmo Middle School and CrossRoads Middle School (Exhibit E)

DISCUSSION AGENDA

16. Proposed 2015-16 school board meeting schedule (Exhibit F)
17. Proposed 2016 Capital Budget (Exhibit G)
18. Adjourn by 9:30 p.m. **
**Any items to be submitted by board members for the record must be turned in within 15 minutes of the adjournment.

FOR YOUR INFORMATION

19. The next regular scheduled board meeting will be March 9, 2015 at Spring Hill High School.

*The Board welcomes and encourages public participation. We respectfully ask that you adhere to the procedures and the decorum provided in board policy BEDH "Public Participation at Meetings". Your comments should be limited to three minutes. Questions asked during public participation and placed in writing will receive a written response in a timely manner.



Minutes/January 26, 2015

The Board of Trustees of School District Five of Lexington and Richland Counties met at Ballentine Elementary School the following members present:

Ms. Beth Watson, Chairman
Mr. Robert Gantt, Vice Chairman
Mrs. Jondy Loveless, Secretary
Mrs. Ellen Baumgardner
Mr. Larry Haltiwanger
Mrs. Jan Hammond
Mr. Ed White
Dr. Stephen Hefner, District Superintendent

The following staff were in attendance:

Mr. Mark Bounds, Chief Information Officer
Mrs. Winnie Brown, Interim Chief Human Resources Officer
Mr. Michael Harris, Chief Student Services Officer
Dr. Christina Melton, Chief Instructional Officer
Mr. Keith McAlister, Director of Design and Construction
Mr. Len Richardson, Chief Finance Officer

Chairman Watson called the meeting to order and gave welcoming remarks.

The Invocation was given by Larry Haltiwanger. The Pledge of Allegiance was led by Davin Patterson, a fifth grade student at Ballentine Elementary School.

The Board conducted the School Board Spotlight.

A welcome and brief overview of Ballentine Elementary School was given by Robin Bright, Principal.

During the Superintendent's Report, Len Richardson presented the Monthly Financial Reports (Exhibit B) and the Quarterly Capital Reports (Exhibit C); and Reggie Dean and Michael Guliano gave a presentation on AdvancED.

During the public participation time, Peter Lauzon spoke regarding Kelly Educational Services.

A = Absent
AB = Abstain
N = No
X = Yes
R = Recuse

SCHOOL DISTRICT FIVE
OF
LEXINGTON AND RICHLAND COUNTIES

Meeting of January 26, 2015

		B A U M G A R D N E R	G A N T T	H A L T I W A N G E R	H A M M O N D	L O V E L E S S	W A T S O N	W H I T E
1.	M. Baumgardner S. Hammond Enter executive session to consider the following: a) selected employment items (Exhibit A); b) contractual matters: regarding construction; and c) contractual matter: regarding purchase of property	X	X	X	X	X	X	X
2.	M. Baumgardner S. Haltiwanger Approve the agenda	X	X	X	X	X	X	X
3.	M. Gantt S. Hammond Approve the minutes of the January 12, 2015 board meeting	AB	X	X	X	X	X	X
4.	M. Gantt S. Loveless Approve the minutes of the January 20, 2015 budget workshop	X	X	X	X	X	X	X
5.	M. Gantt S. Loveless Approve the selected employment items (Exhibit A)	X	X	X	X	X	X	X
6.	M. Gantt S. White Approve the use of Kelly Educational Staffing to provide substitutes in the District (Exhibit D)	X	X	X	X	X	X	X
7.	M. Haltiwanger S. Baumgardner Approve final reading of proposed revisions to board policies IKACC "Placement of Non-Accredited Private and Home School Secondary Students", IKF "Graduation Requirements", IKF-R "Graduation Requirements", and ILB-R "Test/Assessment Administration" (Exhibit E)	X	X	X	X	X	X	X
8.	M. White S. Loveless Approve final reading of proposed revisions to board	X	X	X	X	X	X	X

A = Absent
AB = Abstain
N = No
X = Yes
R = Recuse

SCHOOL DISTRICT FIVE
OF
LEXINGTON AND RICHLAND COUNTIES

Meeting of January 26, 2015

		B A U M G A R D N E R	G A N T T	H A L T I W A N G E R	H A M M O N D	L O V E L E S S	W A T S O N	W H I T E
policy GCB "Professional Staff Contracts and Compensation" (Exhibit F)								
9.	M. Baumgardner S. Loveless	X	X	X	X	X	X	X
Adjourn at 9:10 p.m.								


A = Absent
AB = Abstain
N = No
X = Yes
R = Recuse



MEMORANDUM

To: Members of the Board of Trustees

Through: Stephen Hefner, Ed.D.
Superintendent

From: A. Len Richardson 
Chief Finance Officer

Date: February 17, 2015

Re: Monthly Financial Reports – January 2015

Attached for your information are the revenue and expenditure reports for January 2015.

ALR:tl

Attachment

REVENUE – JANUARY 2015

SCHOOL DISTRICT 5 LEXINGTON/RICHLAND CO
REVENUE BUDGET REPORT BY ACCOUNT
FY 2014-2015
CURRENT PERIOD: JANUARY 2015

	FY 2014-2015 Original Budget	Current Month	Year to Date Revenue	Remaining Balance
Revenue From Local Sources:				
11100 Tax Levies	\$ 46,456,947.00	\$ -	\$ 15,113,036.48	\$ 31,343,910.52
11120 Vehicle Taxes	\$ 11,133,987.00	\$ -	\$ 6,102,690.35	\$ 5,031,296.65
11130 Current Tax Penalties	\$ 400,000.00	\$ -	\$ 153,527.60	\$ 246,472.40
11400 Delinquent Taxes & Penalties	\$ 2,000,000.00	\$ -	\$ 939,167.02	\$ 1,060,832.98
12800 Revenue in Lieu of Taxes	\$ 944,300.00	\$ -	\$ -	\$ 944,300.00
13100 Regular School Day Patron	\$ 7,000.00	\$ 3,180.00	\$ 9,540.00	\$ (2,540.00)
13500 Summer School	\$ -	\$ -	\$ 6,160.00	\$ (6,160.00)
15100 Interest on Investments	\$ 75,000.00	\$ -	\$ 13,125.70	\$ 61,874.30
17400 Student Fees	\$ 12,000.00	\$ -	\$ 21,908.37	\$ (9,908.37)
19100 Rentals	\$ 70,000.00	\$ 3,475.00	\$ 107,795.91	\$ (37,795.91)
19500 Refund of Prior Year Expenditures	\$ 8,000.00	\$ -	\$ 19,694.15	\$ (11,694.15)
19990 Other Local Revenue	\$ 430,000.00	\$ (240,892.31)	\$ 297,982.11	\$ 132,017.89
Total Local Revenue	\$ 61,537,234.00	\$ (234,237.31)	\$ 22,784,627.69	\$ 38,752,606.31
Revenue From State Sources:				
31600 School Bus Driver Salaries	\$ 650,000.00	\$ 47,158.40	\$ 330,108.80	\$ 319,891.20
31620 School Bus Driver Worker's Compensation	\$ 58,854.00	\$ -	\$ 58,631.61	\$ 222.39
31800 Fringe Benefits Contributions	\$ 14,100,000.00	\$ 1,186,534.36	\$ 8,579,751.19	\$ 5,520,248.81
31810 Retiree Insurance	\$ 4,276,917.00	\$ 399,907.17	\$ 2,545,341.18	\$ 1,731,575.82
33000 Education Finance Act	\$ 34,897,495.00	\$ 2,779,391.62	\$ 20,228,126.55	\$ 14,669,368.45
38100 Reimbursement For Prop. Tax Relief	\$ 10,580,071.00	\$ -	\$ 9,522,063.94	\$ 1,058,007.06
38200 Homestead Exemption	\$ 1,758,200.00	\$ -	\$ -	\$ 1,758,200.00
38250 Reimbursement For Prop. Tax Relief (Tier III)	\$ 29,496,668.00	\$ 2,948,991.10	\$ 11,795,964.40	\$ 17,700,703.60
38300 Merchant's Inventory Tax	\$ 209,687.00	\$ -	\$ 106,977.56	\$ 102,709.44
38400 Manufacturer's Depreciation Reimbursement	\$ 303,663.00	\$ -	\$ -	\$ 303,663.00
38900 Motor Carrier Revenue	\$ 139,505.00	\$ -	\$ 95,760.13	\$ 43,744.87
39900 Other State Revenue	\$ 345,000.00	\$ -	\$ 38,815.72	\$ 306,184.28
Total State Revenue	\$ 96,816,060.00	\$ 7,361,982.65	\$ 53,301,541.08	\$ 43,514,518.92
Transfer From Other Funds				
52800 Indirect Costs Transfer	\$ 700,000.00	\$ -	\$ 30,959.63	\$ 669,040.37
52300 Transfer from EIA	\$ 3,635,913.00	\$ 299,526.33	\$ 1,797,157.99	\$ 1,838,755.01
Total Transfers	\$ 4,335,913.00	\$ 299,526.33	\$ 1,828,117.62	\$ 2,507,795.38
19999 Operational Balance	\$ 667,714.00	\$ -	\$ -	\$ 667,714.00
Total	\$ 163,356,921.00	\$ 7,427,271.67	\$ 77,914,286.39	\$ 85,442,634.61

SCHOOL DIST 5 LEXINGTON/RICHLAND CO
BUDGET REPORT BY ACCOUNT
FY 2014-2015
CURRENT PERIOD: 01/01/2015 TO 01/31/2015

<u>ACCOUNT</u>	<u>BUDGETED</u> <u>REVENUE</u>	<u>CURRENT</u> <u>REVENUE</u>	<u>YEAR TO DATE</u> <u>REVENUE</u>	<u>REMAINING</u> <u>BALANCE</u>	<u>%</u>
100-001-110-0000-00 LEVIES - CUR. OPERATIONS - LEX. CO.	32,055,293.00	0.00	10,371,078.60	21,684,214.40	68
100-001-110-0001-00 LEX. CO. VEHICLE TAXES	5,789,673.00	0.00	3,240,921.12	2,548,751.88	44
100-001-110-0002-00 STATE SALES & USE TAX CREDIT	0.00	0.00	772.84	-772.84	0
100-001-110-0003-00 RICH. CO. CURRENT TAXES	14,401,654.00	0.00	4,741,185.04	9,660,468.96	67
100-001-110-0005-00 LEX. CO. DELINQUENT TAXES	1,120,000.00	0.00	596,060.30	523,939.70	47
100-001-110-0006-00 RICH. CO. DELINQUENT TAXES	880,000.00	0.00	343,106.72	536,893.28	61
100-001-110-0007-00 RICH. CO. VEHICLE TAXES	5,344,314.00	0.00	2,861,769.23	2,482,544.77	46
100-001-140-0000-00 PENALTIES/INTEREST - LEX. CO. TAXES	232,000.00	0.00	89,388.22	142,611.78	61
100-001-140-0001-00 PENALTIES/INTEREST - RICH. CO. TAX	168,000.00	0.00	64,139.38	103,860.62	62
100-001-280-0000-00 FEE IN LIEU OF TAXES - LEX	944,300.00	0.00	0.00	944,300.00	100
100-001-310-0000-00 REG. DAY SCHOOL TUITION - FEES	7,000.00	0.00	0.00	7,000.00	100
100-001-310-1000-00 INSTRUCTIONAL FEES - TAX DIFF	0.00	3,180.00	9,540.00	-9,540.00	0
100-001-350-0003-00 SUMMER SCHOOL TUITION - HIGH	0.00	0.00	6,160.00	-6,160.00	0
100-001-510-0000-00 INTEREST ON INVESTMENTS	75,000.00	0.00	13,125.70	61,874.30	82
100-001-740-0000-00 REVENUE - STUDENT FEES	12,000.00	0.00	0.00	12,000.00	100
100-001-740-0021-00 PHONE NOTIFICATION FEES	0.00	0.00	21,908.37	-21,908.37	0
100-001-910-0000-00 RENTALS OF PROPERTIES	70,000.00	3,475.00	10,135.00	59,865.00	86
100-001-950-0000-00 REFUND ON PRIOR YEAR'S EXPENDITURES	8,000.00	0.00	19,363.49	-11,363.49	-142
100-001-950-0001-00 REFUND OF PRIOR YEAR - TEXTBOOKS	0.00	0.00	330.66	-330.66	0
100-001-990-0012-00 MISC REV - NSF PUPIL ACT	0.00	0.00	375.00	-375.00	0
100-001-993-0000-00 INSURANCE PROCEEDS	0.00	1,599.76	14,056.72	-14,056.72	0
100-001-999-0000-00 ALLOC. OF BEGIN. FUND BALANCE	667,714.00	0.00	0.00	667,714.00	100
100-001-999-0001-00 MISCELLANEOUS LOCAL REVENUE	430,000.00	-242,492.07	170,330.62	259,669.38	60
100-001-999-0008-00 MISC REVENUE - FACILITIES	0.00	0.00	97,660.91	-97,660.91	0
100-001-999-3000-81 ERATE REVENUE	0.00	0.00	111,253.77	-111,253.77	0
100-003-160-0000-00 BUS DRIVERS SALARY	650,000.00	47,158.40	330,108.80	319,891.20	49
100-003-162-0000-00 BUS DRIVERS WORKERS COMP	58,854.00	0.00	58,631.61	222.39	0
100-003-180-0000-00 FRINGE BENEFITS - EMPLOYER CONTRIB.	14,100,000.00	1,186,534.36	8,579,751.19	5,520,248.81	39
100-003-181-0000-00 RETIREE FRINGE - EMPLOYER CONTRIB.	4,276,917.00	399,907.17	2,545,341.18	1,731,575.82	40
100-003-310-0000-00 EFA REVENUE TOTALS	34,897,495.00	0.00	0.00	34,897,495.00	100
100-003-311-0000-00 EFA REVENUE - KINDERGARTEN	0.00	130,162.68	844,625.04	-844,625.04	0
100-003-312-0000-00 EFA REVENUE - PRIMARY	0.00	398,892.22	2,708,147.62	-2,708,147.62	0
100-003-313-0000-00 EFA REVENUE - ELEMENTARY	0.00	724,762.25	5,261,086.40	-5,261,086.40	0
100-003-314-0000-00 EFA REVENUE - SECONDARY	0.00	208,735.02	1,079,795.00	-1,079,795.00	0
100-003-315-0000-00 EFA REVENUE - T.M.H.	0.00	6,881.59	59,199.45	-59,199.45	0
100-003-316-0000-00 EFA REVENUE - SPEECH	0.00	207,999.47	1,634,044.87	-1,634,044.87	0
100-003-317-0000-00 EFA REVENUE - HOMEBOUND	0.00	0.00	24,094.38	-24,094.38	0
100-003-321-0000-00 EFA REVENUE - EMOTIONALLY HANDI.	0.00	14,404.91	101,978.39	-101,978.39	0
100-003-322-0000-00 EFA REVENUE - E.M.H.	0.00	2,120.58	35,841.64	-35,841.64	0
100-003-323-0000-00 EFA REVENUE - L.D.	0.00	158,530.81	1,228,681.87	-1,228,681.87	0
100-003-324-0000-00 EFA REVENUE - HEARING HANDI.	0.00	9,110.19	30,190.78	-30,190.78	0
100-003-325-0000-00 EFA REVENUE - VISUALLY HANDI.	0.00	3,896.84	43,764.08	-43,764.08	0
100-003-326-0000-00 EFA REVENUE - ORTHOPEDICALLY HANDI.	0.00	1,499.34	27,547.53	-27,547.53	0
100-003-327-0000-00 EFA REVENUE - VOCATIONAL	0.00	539,619.46	4,195,415.14	-4,195,415.14	0
100-003-331-0000-00 EFA REVENUE - AUTISM	0.00	59,758.95	396,186.39	-396,186.39	0
100-003-332-0000-00 HIGH ACHIEVING - HIAC	0.00	57,335.37	885,055.53	-885,055.53	0

SCHOOL DIST 5 LEXINGTON/RICHLAND CO
BUDGET REPORT BY ACCOUNT
FY 2014-2015
CURRENT PERIOD: 01/01/2015 TO 01/31/2015

<u>ACCOUNT</u>	<u>BUDGETED</u>	<u>CURRENT</u>	<u>YEAR TO DATE</u>	<u>REMAINING</u>	<u>%</u>
	<u>REVENUE</u>	<u>REVENUE</u>	<u>REVENUE</u>	<u>BALANCE</u>	
100-003-334-0000-00 LIMITED ENGLISH PROFICIENCY - LEP	0.00	11,269.39	72,335.89	-72,335.89	0
100-003-351-0000-00 ACADEMIC ASSISTANCE - ACAS	0.00	44,520.21	257,382.87	-257,382.87	0
100-003-352-0000-00 PUPILS IN POVERTY - PIP	0.00	199,892.34	1,342,753.68	-1,342,753.68	0
100-003-810-0000-00 PROPERTY TAX RELIEF REIMB. - LEX CO	6,611,007.00	0.00	5,949,906.73	661,100.27	10
100-003-810-0001-00 PROPERTY TAX RELIEF REIMB - RICH CO	3,969,064.00	0.00	3,572,157.21	396,906.79	10
100-003-820-0000-00 HOMESTEAD EXEMPTION - LEX. CO.	1,197,542.00	0.00	0.00	1,197,542.00	100
100-003-820-0001-00 HOMESTEAD EXEMPTION - RICH. CO.	560,658.00	0.00	0.00	560,658.00	100
100-003-825-0000-00 TIER III PROPERTY TAX RELIEF	29,496,668.00	2,948,991.10	11,795,964.40	17,700,703.60	60
100-003-830-0000-00 MERCHANTS INV TAX RELIEF - LEX. CO.	192,912.00	0.00	98,440.40	94,471.60	49
100-003-830-0001-00 MERCHANT INV TAX RELIEF - RICH. CO.	16,775.00	0.00	8,537.16	8,237.84	49
100-003-840-0000-00 MANUFACTURERS DEPR REIMB - LEX. CO.	300,626.00	0.00	0.00	300,626.00	100
100-003-840-0001-00 MANUFACTURERS DEPR REIMB - RICH CO.	3,037.00	0.00	0.00	3,037.00	100
100-003-890-0000-00 MOTOR CARRIER VEH TAX REIMB - LEX	97,654.00	0.00	78,513.49	19,140.51	20
100-003-890-0001-00 MOTOR CARRIER VEH TAX REIMB - RICH	41,851.00	0.00	17,246.64	24,604.36	59
100-003-990-0000-00 OTHER STATE REVENUE	345,000.00	0.00	0.00	345,000.00	100
100-003-992-0000-00 STATE FOREST COMMISSION REVENUE	0.00	0.00	24,528.42	-24,528.42	0
100-003-999-0000-00 REVENUE FROM OTHER STATE SOURCES	0.00	0.00	14,287.30	-14,287.30	0
100-005-230-0000-00 TRANSFER FROM EIA FUND	3,635,913.00	299,526.33	1,797,157.99	1,838,755.01	51
100-005-280-0000-00 TRANS FROM OTHER FUNDS - IND COST	700,000.00	0.00	30,959.63	669,040.37	96
100-005-300-0001-00 SALE OF FIXED ASSET	0.00	0.00	1,966.00	-1,966.00	0
	<u>163,356,921.00</u>	<u>7,427,271.67</u>	<u>77,914,286.39</u>	<u>85,442,634.61</u>	<u>52</u>

EXPENDITURES – JANUARY 2015

SCHOOL DIST 5 LEXINGTON/RICHLAND CO
BUDGET REPORT BY FUNCTION
FY 2014-2015
CURRENT PERIOD: 01/01/2015 TO 01/31/2015

	BUDGETED <u>EXPENDITURE</u>	EXPENDITURE	YEAR TO DATE <u>EXPENDITURE</u>	ENCUMBRANCE	REMAINING <u>BALANCE</u>	%
111 KINDERGARTEN PROGRAMS-K5						
1 Salaries & Bonuses TOTALS:	4,473,715.07	364,197.21	2,001,606.59	0.00	2,472,108.48	55
2 Fringe Benefits TOTALS:	1,859,845.32	144,187.50	803,186.18	0.00	1,056,659.14	57
3 Contracted Services TOTALS:	350.00	0.00	150.00	0.00	200.00	57
4 Supplies & Materials, etc TOTALS:	56,438.00	2,725.47	36,773.05	4,810.42	14,854.53	26
111 KINDERGARTEN PROGRAMS-K5 TOTALS:	6,390,348.39	511,110.18	2,841,715.82	4,810.42	3,543,822.15	55
112 PRIMARY PROGRAMS(1-3)						
1 Salaries & Bonuses TOTALS:	11,701,052.73	1,009,222.90	5,537,652.79	0.00	6,163,399.94	53
2 Fringe Benefits TOTALS:	4,535,588.40	362,532.97	2,029,127.08	0.00	2,506,461.32	55
3 Contracted Services TOTALS:	3,721.00	20.00	3,140.88	0.00	580.12	16
4 Supplies & Materials, etc TOTALS:	267,554.00	12,617.22	132,148.61	22,120.36	113,285.03	42
112 PRIMARY PROGRAMS(1-3) TOTALS:	16,507,916.13	1,384,393.09	7,702,069.36	22,120.36	8,783,726.41	53
113 ELEMENTARY PROGRAMS(4-8)						
1 Salaries & Bonuses TOTALS:	19,854,143.91	1,615,327.05	8,929,065.61	0.00	10,925,078.30	55
2 Fringe Benefits TOTALS:	7,395,763.28	582,969.43	3,261,749.88	0.00	4,134,013.40	56
3 Contracted Services TOTALS:	12,399.00	79.18	5,065.43	2,091.00	5,242.57	42
4 Supplies & Materials, etc TOTALS:	383,826.00	13,808.53	189,774.37	43,954.08	150,097.55	39
113 ELEMENTARY PROGRAMS(4-8) TOTALS:	27,646,132.19	2,212,184.19	12,385,655.29	46,045.08	15,214,431.82	55
114 HIGH SCHOOL PROGRAM(9-12)						
1 Salaries & Bonuses TOTALS:	17,601,596.89	1,359,733.25	7,501,255.06	0.00	10,100,341.83	57
2 Fringe Benefits TOTALS:	5,877,187.18	465,179.44	2,607,533.05	0.00	3,269,654.13	56
3 Contracted Services TOTALS:	161,315.00	184.45	51,621.41	88,333.34	21,360.25	13
4 Supplies & Materials, etc TOTALS:	510,558.00	37,702.49	290,992.72	31,456.52	188,108.76	37
6 Insurance, Principal, etc TOTALS:	6,500.00	0.00	5,000.00	0.00	1,500.00	23
114 HIGH SCHOOL PROGRAM(9-12) TOTALS:	24,157,157.07	1,862,799.63	10,456,402.24	119,789.86	13,580,964.97	56
115 CATE-VOCATIONAL PROGRAMS						
1 Salaries & Bonuses TOTALS:	2,693,595.92	216,538.31	1,236,964.07	0.00	1,456,631.85	54
2 Fringe Benefits TOTALS:	989,724.46	77,482.73	446,256.80	0.00	543,467.66	55
3 Contracted Services TOTALS:	600.00	3.52	329.02	80.72	190.26	32
4 Supplies & Materials, etc TOTALS:	128,493.31	12,952.33	105,688.08	9,605.62	13,199.61	10
115 CATE-VOCATIONAL PROGRAMS TOTALS:	3,812,413.69	306,976.89	1,789,237.97	9,686.34	2,013,489.38	53
121 EDUCABLE MENTALY HANDICAP						
1 Salaries & Bonuses TOTALS:	679,038.60	66,526.43	353,605.79	0.00	325,432.81	48
2 Fringe Benefits TOTALS:	270,661.04	23,872.39	127,180.46	0.00	143,480.58	53
4 Supplies & Materials, etc TOTALS:	2,150.00	149.17	691.15	328.52	1,130.33	53
121 EDUCABLE MENTALY HANDICAP TOTALS:	951,849.64	90,547.99	481,477.40	328.52	470,043.72	49

SCHOOL DIST 5 LEXINGTON/RICHLAND CO
BUDGET REPORT BY FUNCTION
FY 2014-2015
CURRENT PERIOD: 01/01/2015 TO 01/31/2015

	BUDGETED		YEAR TO DATE		REMAINING	
	<u>EXPENDITURE</u>	<u>EXPENDITURE</u>	<u>EXPENDITURE</u>	<u>ENCUMBRANCE</u>	<u>BALANCE</u>	<u>%</u>
122 TRAINABLE MENTALLY HANDIC						
1 Salaries & Bonuses TOTALS:	587,273.50	50,196.85	272,908.47	0.00	314,365.03	54
2 Fringe Benefits TOTALS:	244,615.36	18,919.08	107,439.55	0.00	137,175.81	56
4 Supplies & Materials, etc TOTALS:	1,900.00	359.66	377.01	42.33	1,480.66	78
122 TRAINABLE MENTALLY HANDIC TOTALS:	<u>833,788.86</u>	<u>69,475.59</u>	<u>380,725.03</u>	<u>42.33</u>	<u>453,021.50</u>	<u>54</u>
123 ORTHOPEDICALLY HANDICAP						
1 Salaries & Bonuses TOTALS:	26,148.00	0.00	0.00	0.00	26,148.00	100
2 Fringe Benefits TOTALS:	9,768.87	0.00	0.00	0.00	9,768.87	100
4 Supplies & Materials, etc TOTALS:	50.00	0.00	0.00	0.00	50.00	100
123 ORTHOPEDICALLY HANDICAP TOTALS:	<u>35,966.87</u>	<u>0.00</u>	<u>0.00</u>	<u>0.00</u>	<u>35,966.87</u>	<u>100</u>
124 VISUALLY HANDICAPPED						
1 Salaries & Bonuses TOTALS:	120,761.50	10,063.50	55,349.25	0.00	65,412.25	54
2 Fringe Benefits TOTALS:	44,777.82	3,659.24	20,603.29	0.00	24,174.53	54
4 Supplies & Materials, etc TOTALS:	880.00	0.00	0.00	0.00	880.00	100
124 VISUALLY HANDICAPPED TOTALS:	<u>166,419.32</u>	<u>13,722.74</u>	<u>75,952.54</u>	<u>0.00</u>	<u>90,466.78</u>	<u>54</u>
125 HEARING HANDICAPPED						
1 Salaries & Bonuses TOTALS:	247,630.00	37,570.39	94,189.29	0.00	153,440.71	62
2 Fringe Benefits TOTALS:	72,130.76	11,043.22	32,371.06	0.00	39,759.70	55
4 Supplies & Materials, etc TOTALS:	180.00	0.00	0.00	0.00	180.00	100
125 HEARING HANDICAPPED TOTALS:	<u>319,940.76</u>	<u>48,613.61</u>	<u>126,560.35</u>	<u>0.00</u>	<u>193,380.41</u>	<u>60</u>
126 SPEECH HANDICAPPED						
1 Salaries & Bonuses TOTALS:	950,725.42	76,447.80	441,039.01	0.00	509,686.41	54
2 Fringe Benefits TOTALS:	356,748.65	27,704.76	160,991.59	0.00	195,757.06	55
3 Contracted Services TOTALS:	0.00	0.00	14,542.50	2,675.00	-17,217.50	0
4 Supplies & Materials, etc TOTALS:	5,550.00	744.12	3,004.96	213.06	2,331.98	42
126 SPEECH HANDICAPPED TOTALS:	<u>1,313,024.07</u>	<u>104,896.68</u>	<u>619,578.06</u>	<u>2,888.06</u>	<u>690,557.95</u>	<u>53</u>
127 LEARNING DISABILITIES						
1 Salaries & Bonuses TOTALS:	4,584,073.37	383,440.38	2,106,047.37	0.00	2,478,026.00	54
2 Fringe Benefits TOTALS:	1,760,002.86	140,245.79	769,468.01	0.00	990,534.85	56
3 Contracted Services TOTALS:	750.00	0.00	0.00	0.00	750.00	100
4 Supplies & Materials, etc TOTALS:	21,200.00	670.88	8,839.44	570.79	11,789.77	56
127 LEARNING DISABILITIES TOTALS:	<u>6,366,026.23</u>	<u>524,357.05</u>	<u>2,884,354.82</u>	<u>570.79</u>	<u>3,481,100.62</u>	<u>55</u>
128 EMOTIONALLY HANDICAPPED						
1 Salaries & Bonuses TOTALS:	683,164.00	50,251.66	275,011.56	0.00	408,152.44	60
2 Fringe Benefits TOTALS:	285,258.15	19,784.52	110,480.50	0.00	174,777.65	61
4 Supplies & Materials, etc TOTALS:	3,550.00	85.25	665.45	34.37	2,850.18	80
128 EMOTIONALLY HANDICAPPED TOTALS:	<u>971,972.15</u>	<u>70,121.43</u>	<u>386,157.51</u>	<u>34.37</u>	<u>585,780.27</u>	<u>60</u>
129 CEISEARLY INTERVENING SVC						

SCHOOL DIST 5 LEXINGTON/RICHLAND CO
BUDGET REPORT BY FUNCTION
FY 2014-2015
CURRENT PERIOD: 01/01/2015 TO 01/31/2015

	BUDGETED		YEAR TO DATE	REMAINING	%	
	EXPENDITURE	EXPENDITURE	EXPENDITURE			ENCUMBRANCE
1 Salaries & Bonuses TOTALS:	268,166.50	15,370.47	90,954.28	0.00	177,212.22	66
2 Fringe Benefits TOTALS:	94,226.28	5,492.21	32,674.76	0.00	61,551.52	65
129 CEISEARLY INTERVENING SVC TOTALS:	362,392.78	20,862.68	123,629.04	0.00	238,763.74	66
135 PRE-SCHL HAND SPEECH 3-4						
1 Salaries & Bonuses TOTALS:	0.00	291.76	291.76	0.00	-291.76	0
2 Fringe Benefits TOTALS:	0.00	67.72	67.72	0.00	-67.72	0
4 Supplies & Materials, etc TOTALS:	100.00	0.00	0.00	0.00	100.00	100
135 PRE-SCHL HAND SPEECH 3-4 TOTALS:	100.00	359.48	359.48	0.00	-259.48	-259
136 PRESCH HAND ITINERANT 3-4						
1 Salaries & Bonuses TOTALS:	8,990.85	773.82	4,539.66	0.00	4,451.19	50
2 Fringe Benefits TOTALS:	3,426.92	264.91	1,524.81	0.00	1,902.11	56
136 PRESCH HAND ITINERANT 3-4 TOTALS:	12,417.77	1,038.73	6,064.47	0.00	6,353.30	51
137 PRE-SCHL HAND SELF-CONT 3						
1 Salaries & Bonuses TOTALS:	1,007,239.95	95,565.62	438,777.42	0.00	568,462.53	56
2 Fringe Benefits TOTALS:	443,288.86	35,866.63	181,088.40	0.00	262,200.46	59
4 Supplies & Materials, etc TOTALS:	300.00	0.00	0.00	0.00	300.00	100
137 PRE-SCHL HAND SELF-CONT 3 TOTALS:	1,450,828.81	131,432.25	619,865.82	0.00	830,962.99	57
138 PRE-SCHL HAND HOMEBASED 3						
1 Salaries & Bonuses TOTALS:	5,732.20	502.26	3,046.08	0.00	2,686.12	47
2 Fringe Benefits TOTALS:	2,326.29	172.65	1,008.72	0.00	1,317.57	57
4 Supplies & Materials, etc TOTALS:	300.00	0.00	0.00	0.00	300.00	100
138 PRE-SCHL HAND HOMEBASED 3 TOTALS:	8,358.49	674.91	4,054.80	0.00	4,303.69	51
139 FOUR YEAR OLD EARLY CHILD						
1 Salaries & Bonuses TOTALS:	1,035,150.24	81,720.13	471,379.05	0.00	563,771.19	54
2 Fringe Benefits TOTALS:	440,769.19	29,773.57	176,422.69	0.00	264,346.50	60
3 Contracted Services TOTALS:	3,975.00	91.43	1,243.01	0.00	2,731.99	69
4 Supplies & Materials, etc TOTALS:	56,829.70	1,207.87	4,909.63	0.00	51,920.07	91
139 FOUR YEAR OLD EARLY CHILD TOTALS:	1,536,724.13	112,793.00	653,954.38	0.00	882,769.75	57
141 GIFTED & TALENTED ACADEM						
1 Salaries & Bonuses TOTALS:	1,347,309.86	98,094.75	537,914.15	0.00	809,395.71	60
2 Fringe Benefits TOTALS:	506,823.46	35,702.70	198,538.86	0.00	308,284.60	61
3 Contracted Services TOTALS:	1,000.00	0.00	414.00	0.00	586.00	59
4 Supplies & Materials, etc TOTALS:	13,500.00	377.23	4,458.68	0.00	9,041.32	67
141 GIFTED & TALENTED ACADEM TOTALS:	1,868,633.32	134,174.68	741,325.69	0.00	1,127,307.63	60
143 ADVANCED PLACEMENT						
1 Salaries & Bonuses TOTALS:	429,382.02	35,931.78	197,674.79	0.00	231,707.23	54
2 Fringe Benefits TOTALS:	150,601.71	12,588.11	70,797.46	0.00	79,804.25	53
143 ADVANCED PLACEMENT TOTALS:	579,983.73	48,519.89	268,472.25	0.00	311,511.48	54

SCHOOL DIST 5 LEXINGTON/RICHLAND CO
BUDGET REPORT BY FUNCTION
FY 2014-2015
CURRENT PERIOD: 01/01/2015 TO 01/31/2015

	BUDGETED		YEAR TO DATE		REMAINING	
	<u>EXPENDITURE</u>	<u>EXPENDITURE</u>	<u>EXPENDITURE</u>	<u>ENCUMBRANCE</u>	<u>BALANCE</u>	<u>%</u>
145 HOMEBOUND						
1 Salaries & Bonuses TOTALS:	46,000.00	18,393.75	57,893.50	0.00	-11,893.50	-26
2 Fringe Benefits TOTALS:	14,300.00	4,405.50	13,935.15	0.00	364.85	3
3 Contracted Services TOTALS:	16,700.00	125.00	3,232.50	0.00	13,467.50	81
145 HOMEBOUND TOTALS:	77,000.00	22,924.25	75,061.15	0.00	1,938.85	3
148 GIFTED & TALENTED ARTISTC						
1 Salaries & Bonuses TOTALS:	94,068.40	8,930.70	43,504.07	0.00	50,564.33	54
2 Fringe Benefits TOTALS:	30,506.56	2,894.38	14,794.00	0.00	15,712.56	52
3 Contracted Services TOTALS:	2,900.00	0.00	1,416.40	0.00	1,483.60	51
4 Supplies & Materials, etc TOTALS:	9,300.00	0.00	908.85	0.00	8,391.15	90
148 GIFTED & TALENTED ARTISTC TOTALS:	136,774.96	11,825.08	60,623.32	0.00	76,151.64	56
149 PPPSC-OTHER SPEC PROG						
1 Salaries & Bonuses TOTALS:	650,728.00	61,369.59	305,942.10	0.00	344,785.90	53
2 Fringe Benefits TOTALS:	229,490.21	20,615.12	107,329.84	0.00	122,160.37	53
149 PPPSC-OTHER SPEC PROG TOTALS:	880,218.21	81,984.71	413,271.94	0.00	466,946.27	53
161 AUTISM						
1 Salaries & Bonuses TOTALS:	926,159.52	73,606.04	399,634.38	0.00	526,525.14	57
2 Fringe Benefits TOTALS:	393,555.01	29,263.43	163,951.59	0.00	229,603.42	58
4 Supplies & Materials, etc TOTALS:	3,900.00	138.40	1,600.03	0.00	2,299.97	59
161 AUTISM TOTALS:	1,323,614.53	103,007.87	565,186.00	0.00	758,428.53	57
173 HIGH SCH SUMMER SCH 9-12						
1 Salaries & Bonuses TOTALS:	0.00	0.00	28,500.00	0.00	-28,500.00	0
2 Fringe Benefits TOTALS:	0.00	0.00	6,934.04	0.00	-6,934.04	0
173 HIGH SCH SUMMER SCH 9-12 TOTALS:	0.00	0.00	35,434.04	0.00	-35,434.04	0
181 ADULT ED BASIC EDUC PROG						
1 Salaries & Bonuses TOTALS:	212,428.00	17,702.32	123,916.24	0.00	88,511.76	42
2 Fringe Benefits TOTALS:	65,333.04	5,496.40	38,203.74	0.00	27,129.30	42
3 Contracted Services TOTALS:	7,000.00	252.50	1,002.50	0.00	5,997.50	86
6 Insurance, Principal, etc TOTALS:	800.00	0.00	351.00	0.00	449.00	56
181 ADULT ED BASIC EDUC PROG TOTALS:	285,561.04	23,451.22	163,473.48	0.00	122,087.56	43
182 ADULT ED SECONDARY EDUC						
3 Contracted Services TOTALS:	500.00	0.00	0.00	0.00	500.00	100
4 Supplies & Materials, etc TOTALS:	5,700.00	253.08	4,086.62	0.00	1,613.38	28
182 ADULT ED SECONDARY EDUC TOTALS:	6,200.00	253.08	4,086.62	0.00	2,113.38	34
190 PUPIL ACTIVITY-INSTRUCTL						
1 Salaries & Bonuses TOTALS:	542,626.11	41,210.41	238,078.89	0.00	304,547.22	56
2 Fringe Benefits TOTALS:	124,985.58	9,867.62	56,792.91	0.00	68,192.67	55

SCHOOL DIST 5 LEXINGTON/RICHLAND CO
BUDGET REPORT BY FUNCTION
FY 2014-2015
CURRENT PERIOD: 01/01/2015 TO 01/31/2015

	BUDGETED		YEAR TO DATE		REMAINING	
	<u>EXPENDITURE</u>	<u>EXPENDITURE</u>	<u>EXPENDITURE</u>	<u>ENCUMBRANCE</u>	<u>BALANCE</u>	<u>%</u>
6 Insurance, Principal, etc TOTALS:	20,800.00	760.03	16,868.48	1,988.24	1,943.28	9
190 PUPIL ACTIVITY-INSTRUCTL TOTALS:	688,411.69	51,838.06	311,740.28	1,988.24	374,683.17	54
211 ATTENDANCE & SOCIAL WORK						
1 Salaries & Bonuses TOTALS:	864,177.00	68,816.30	416,740.50	0.00	447,436.50	52
2 Fringe Benefits TOTALS:	364,029.32	27,350.91	165,788.14	0.00	198,241.18	54
3 Contracted Services TOTALS:	6,000.00	266.09	1,867.80	0.00	4,132.20	69
4 Supplies & Materials, etc TOTALS:	3,500.00	0.00	856.13	494.52	2,149.35	61
211 ATTENDANCE & SOCIAL WORK TOTALS:	1,237,706.32	96,433.30	585,252.57	494.52	651,959.23	53
212 GUIDANCE SVCS						
1 Salaries & Bonuses TOTALS:	3,059,101.00	258,061.74	1,532,931.86	0.00	1,526,169.14	50
2 Fringe Benefits TOTALS:	1,092,358.63	90,911.40	532,654.49	0.00	559,704.14	51
3 Contracted Services TOTALS:	2,121.60	0.00	621.60	0.00	1,500.00	71
4 Supplies & Materials, etc TOTALS:	23,057.40	1,594.39	5,795.57	539.11	16,722.72	73
212 GUIDANCE SVCS TOTALS:	4,176,638.63	350,567.53	2,072,003.52	539.11	2,104,096.00	50
213 HEALTH SVCS						
1 Salaries & Bonuses TOTALS:	1,475,242.23	125,076.34	686,489.75	0.00	788,752.48	53
2 Fringe Benefits TOTALS:	556,413.50	44,182.96	245,416.94	0.00	310,996.56	56
3 Contracted Services TOTALS:	530.00	0.00	140.00	0.00	390.00	74
4 Supplies & Materials, etc TOTALS:	27,329.00	2,660.12	15,026.57	721.12	11,581.31	42
6 Insurance, Principal, etc TOTALS:	236.00	0.00	0.00	0.00	236.00	100
213 HEALTH SVCS TOTALS:	2,059,750.73	171,919.42	947,073.26	721.12	1,111,956.35	54
214 PSYCHOLOGICAL SVCS						
1 Salaries & Bonuses TOTALS:	1,199,103.20	98,521.42	586,453.32	0.00	612,649.88	51
2 Fringe Benefits TOTALS:	375,145.63	30,865.75	181,815.77	0.00	193,329.86	52
3 Contracted Services TOTALS:	6,000.00	0.00	0.00	0.00	6,000.00	100
4 Supplies & Materials, etc TOTALS:	6,500.00	0.00	6,293.97	0.00	206.03	3
214 PSYCHOLOGICAL SVCS TOTALS:	1,586,748.83	129,387.17	774,563.06	0.00	812,185.77	51
217 CAREER SPEC. SERVICES						
1 Salaries & Bonuses TOTALS:	77,682.00	6,473.50	45,314.50	0.00	32,367.50	42
2 Fringe Benefits TOTALS:	28,908.14	2,246.78	16,522.15	0.00	12,385.99	43
4 Supplies & Materials, etc TOTALS:	1,050.00	0.00	617.61	0.00	432.39	41
217 CAREER SPEC. SERVICES TOTALS:	107,640.14	8,720.28	62,454.26	0.00	45,185.88	42
221 IMPROV INSTRUCT-CURR DEV						
1 Salaries & Bonuses TOTALS:	3,023,879.68	232,492.67	1,461,645.58	0.00	1,562,234.10	52
2 Fringe Benefits TOTALS:	963,688.27	73,471.71	467,742.24	0.00	495,946.03	51
3 Contracted Services TOTALS:	601,388.95	-41,558.38	325,195.02	103,882.97	172,310.96	29
4 Supplies & Materials, etc TOTALS:	168,000.00	1,941.03	46,398.68	4,176.01	117,425.31	70
6 Insurance, Principal, etc TOTALS:	1,500.00	0.00	534.00	0.00	966.00	64
221 IMPROV INSTRUCT-CURR DEV TOTALS:	4,758,456.90	266,347.03	2,301,515.52	108,058.98	2,348,882.40	49

SCHOOL DIST 5 LEXINGTON/RICHLAND CO
BUDGET REPORT BY FUNCTION
FY 2014-2015
CURRENT PERIOD: 01/01/2015 TO 01/31/2015

	BUDGETED		YEAR TO DATE		REMAINING	
	<u>EXPENDITURE</u>	<u>EXPENDITURE</u>	<u>EXPENDITURE</u>	<u>ENCUMBRANCE</u>	<u>BALANCE</u>	<u>%</u>
222 LIBRARY & MEDIA SERVICES						
1 Salaries & Bonuses TOTALS:	1,901,874.50	157,192.39	858,520.39	0.00	1,043,354.11	55
2 Fringe Benefits TOTALS:	737,932.42	57,126.90	320,860.62	0.00	417,071.80	57
3 Contracted Services TOTALS:	1,200.00	0.00	350.00	0.00	850.00	71
4 Supplies & Materials, etc TOTALS:	282,703.00	41,000.27	140,191.53	23,039.72	119,471.75	42
222 LIBRARY & MEDIA SERVICES TOTALS:	2,923,709.92	255,319.56	1,319,922.54	23,039.72	1,580,747.66	54
223 SUPERVISION OF SPECI PROG						
1 Salaries & Bonuses TOTALS:	307,185.00	37,290.92	240,079.27	0.00	67,105.73	22
2 Fringe Benefits TOTALS:	104,231.75	12,842.18	82,868.09	0.00	21,363.66	20
3 Contracted Services TOTALS:	3,500.00	0.00	0.00	0.00	3,500.00	100
4 Supplies & Materials, etc TOTALS:	600.00	278.10	571.26	0.00	28.74	5
223 SUPERVISION OF SPECI PROG TOTALS:	415,516.75	50,411.20	323,518.62	0.00	91,998.13	22
224 IMPROV INSTRUCT-INSEVR TR						
1 Salaries & Bonuses TOTALS:	1,000.00	0.00	0.00	0.00	1,000.00	100
3 Contracted Services TOTALS:	82,306.00	2,581.49	36,566.05	494.42	45,245.53	55
4 Supplies & Materials, etc TOTALS:	11,335.00	94.32	4,372.39	77.40	6,885.21	61
224 IMPROV INSTRUCT-INSEVR TR TOTALS:	94,641.00	2,675.81	40,938.44	571.82	53,130.74	56
231 BOARD OF EDUCATION						
1 Salaries & Bonuses TOTALS:	67,200.00	5,600.00	32,762.50	0.00	34,437.50	51
2 Fringe Benefits TOTALS:	15,926.40	1,362.48	6,705.16	0.00	9,221.24	58
3 Contracted Services TOTALS:	333,275.00	4,345.49	187,069.14	11,475.00	134,730.86	40
6 Insurance, Principal, etc TOTALS:	337,225.00	0.00	314,861.00	0.00	22,364.00	7
231 BOARD OF EDUCATION TOTALS:	753,626.40	11,307.97	541,397.80	11,475.00	200,753.60	27
232 OFFICE OF SUPERINTENDENT						
1 Salaries & Bonuses TOTALS:	264,398.00	22,817.29	160,398.03	0.00	103,999.97	39
2 Fringe Benefits TOTALS:	75,425.60	6,547.65	41,102.53	0.00	34,323.07	46
3 Contracted Services TOTALS:	16,400.00	88.57	11,398.65	555.10	4,446.25	27
4 Supplies & Materials, etc TOTALS:	7,470.00	378.99	1,702.24	0.00	5,767.76	77
6 Insurance, Principal, etc TOTALS:	7,100.00	3,000.00	5,496.50	0.00	1,603.50	23
232 OFFICE OF SUPERINTENDENT TOTALS:	370,793.60	32,832.50	220,097.95	555.10	150,140.55	40
233 SCHOOL ADMINISTRATION						
1 Salaries & Bonuses TOTALS:	8,181,303.79	674,719.08	4,465,682.59	0.00	3,715,621.20	45
2 Fringe Benefits TOTALS:	2,929,721.73	236,276.82	1,538,067.00	0.00	1,391,654.73	48
3 Contracted Services TOTALS:	212,339.67	6,086.22	65,826.69	13,758.04	132,754.94	63
4 Supplies & Materials, etc TOTALS:	218,357.18	16,422.39	105,787.71	11,612.71	100,956.76	46
5 Equip. & Improvements TOTALS:	2,425.00	0.00	2,413.46	0.00	11.54	0
6 Insurance, Principal, etc TOTALS:	46,240.55	163.70	34,230.58	594.00	11,415.97	25
233 SCHOOL ADMINISTRATION TOTALS:	11,590,387.92	933,668.21	6,212,008.03	25,964.75	5,352,415.14	46

SCHOOL DIST 5 LEXINGTON/RICHLAND CO
BUDGET REPORT BY FUNCTION
FY 2014-2015
CURRENT PERIOD: 01/01/2015 TO 01/31/2015

	BUDGETED		YEAR TO DATE		REMAINING	
	<u>EXPENDITURE</u>	<u>EXPENDITURE</u>	<u>EXPENDITURE</u>	<u>ENCUMBRANCE</u>	<u>BALANCE</u>	<u>%</u>
251 STU TRANS FED/DIST MANDAT						
3 Contracted Services TOTALS:	260,000.00	31,590.71	65,924.19	104,733.61	89,342.20	34
251 STU TRANS FED/DIST MANDAT TOTALS:	260,000.00	31,590.71	65,924.19	104,733.61	89,342.20	34
252 FISCAL SERVICES						
1 Salaries & Bonuses TOTALS:	761,523.00	64,767.34	466,353.78	0.00	295,169.22	39
2 Fringe Benefits TOTALS:	270,383.45	22,490.16	157,430.33	0.00	112,953.12	42
3 Contracted Services TOTALS:	115,500.00	12,260.70	49,033.16	5,014.79	61,452.05	53
4 Supplies & Materials, etc TOTALS:	60,850.00	425.98	-10,329.42	1,718.87	69,460.55	114
5 Equip. & Improvements TOTALS:	6,250.00	0.00	0.00	0.00	6,250.00	100
6 Insurance, Principal, etc TOTALS:	4,500.00	1,619.00	5,900.22	0.00	-1,400.22	-31
252 FISCAL SERVICES TOTALS:	1,219,006.45	101,563.18	668,388.07	6,733.66	543,884.72	45
254 OPER & MAINT OF PLANT						
1 Salaries & Bonuses TOTALS:	6,243,840.60	513,395.70	3,599,174.80	0.00	2,644,665.80	42
2 Fringe Benefits TOTALS:	3,528,967.07	213,744.27	1,481,643.11	0.00	2,047,323.96	58
3 Contracted Services TOTALS:	4,581,900.00	342,896.65	2,522,264.97	880,702.24	1,178,932.79	26
4 Supplies & Materials, etc TOTALS:	5,265,343.92	474,164.74	2,661,721.90	53,746.28	2,549,875.74	48
6 Insurance, Principal, etc TOTALS:	3,556.08	0.00	900.00	0.00	2,656.08	75
254 OPER & MAINT OF PLANT TOTALS:	19,623,607.67	1,544,201.36	10,265,704.78	934,448.52	8,423,454.37	43
255 PUPIL TRANSP STATE MANDAT						
1 Salaries & Bonuses TOTALS:	2,997,175.63	256,094.74	1,573,390.42	0.00	1,423,785.21	48
2 Fringe Benefits TOTALS:	865,098.02	104,224.68	546,445.68	0.00	318,652.34	37
3 Contracted Services TOTALS:	157,500.00	13,371.75	68,627.51	26,112.06	62,760.43	40
4 Supplies & Materials, etc TOTALS:	60,500.00	3,002.04	27,654.11	9,580.77	23,265.12	38
6 Insurance, Principal, etc TOTALS:	500.00	48.00	272.00	0.00	228.00	46
255 PUPIL TRANSP STATE MANDAT TOTALS:	4,080,773.65	376,741.21	2,216,389.72	35,692.83	1,828,691.10	45
257 INTERNAL SERVICES						
1 Salaries & Bonuses TOTALS:	270,046.40	17,257.10	113,776.80	0.00	156,269.60	58
2 Fringe Benefits TOTALS:	90,045.06	6,334.38	41,522.81	0.00	48,522.25	54
3 Contracted Services TOTALS:	659,990.00	55,896.75	341,367.75	359,785.76	-41,163.51	-6
4 Supplies & Materials, etc TOTALS:	39,500.00	-12,693.80	-62,913.26	4,607.93	97,805.33	248
257 INTERNAL SERVICES TOTALS:	1,059,581.46	66,794.43	433,754.10	364,393.69	261,433.67	25
258 SCHOOL SECURITY						
1 Salaries & Bonuses TOTALS:	70,906.00	6,276.68	42,939.07	0.00	27,966.93	39
2 Fringe Benefits TOTALS:	25,225.86	2,207.74	14,962.86	0.00	10,263.00	41
3 Contracted Services TOTALS:	1,202,868.65	250,859.15	560,243.89	412,470.74	230,154.02	19
4 Supplies & Materials, etc TOTALS:	250.00	0.00	511.73	400.00	-661.73	-265
5 Equip. & Improvements TOTALS:	410.00	0.00	410.00	0.00	0.00	0
258 SCHOOL SECURITY TOTALS:	1,299,660.51	259,343.57	619,067.55	412,870.74	267,722.22	21

SCHOOL DIST 5 LEXINGTON/RICHLAND CO
BUDGET REPORT BY FUNCTION
FY 2014-2015
CURRENT PERIOD: 01/01/2015 TO 01/31/2015

	BUDGETED		YEAR TO DATE		REMAINING	
	<u>EXPENDITURE</u>	<u>EXPENDITURE</u>	<u>EXPENDITURE</u>	<u>ENCUMBRANCE</u>	<u>BALANCE</u>	<u>%</u>
263 INFORMATION SERVICES						
1 Salaries & Bonuses TOTALS:	745,380.08	70,516.38	448,862.75	0.00	296,517.33	40
2 Fringe Benefits TOTALS:	247,833.63	21,259.17	133,516.62	0.00	114,317.01	46
3 Contracted Services TOTALS:	55,700.00	2,047.09	66,206.14	1,405.96	-11,912.10	-21
4 Supplies & Materials, etc TOTALS:	34,000.00	2,249.32	17,177.54	4,223.13	12,599.33	37
6 Insurance, Principal, etc TOTALS:	12,700.00	920.57	4,120.46	0.00	8,579.54	68
263 INFORMATION SERVICES TOTALS:	1,095,613.71	96,992.53	669,883.51	5,629.09	420,101.11	38
264 STAFF SERVICES						
1 Salaries & Bonuses TOTALS:	595,626.00	48,387.57	356,381.33	0.00	239,244.67	40
2 Fringe Benefits TOTALS:	199,148.65	15,398.79	119,258.14	0.00	79,890.51	40
3 Contracted Services TOTALS:	81,571.00	1,110.99	25,190.78	20,657.50	35,722.72	44
4 Supplies & Materials, etc TOTALS:	66,824.00	1,704.42	37,193.00	7,458.00	22,173.00	33
6 Insurance, Principal, etc TOTALS:	825.00	0.00	711.50	0.00	113.50	14
264 STAFF SERVICES TOTALS:	943,994.65	66,601.77	538,734.75	28,115.50	377,144.40	40
266 TECH/DATA PROCESSING SVCS						
1 Salaries & Bonuses TOTALS:	1,575,557.00	146,224.64	910,792.76	0.00	664,764.24	42
2 Fringe Benefits TOTALS:	542,855.65	48,973.49	308,126.60	0.00	234,729.05	43
3 Contracted Services TOTALS:	174,000.00	2,316.20	86,591.83	21,965.19	65,442.98	38
4 Supplies & Materials, etc TOTALS:	11,800.00	1,723.68	3,628.95	914.76	7,256.29	61
266 TECH/DATA PROCESSING SVCS TOTALS:	2,304,212.65	199,238.01	1,309,140.14	22,879.95	972,192.56	42
271 PUPIL SERVICE ACTIVITIES						
1 Salaries & Bonuses TOTALS:	1,401,884.76	126,396.73	841,374.79	0.00	560,509.97	40
2 Fringe Benefits TOTALS:	357,856.87	33,091.92	218,306.73	0.00	139,550.14	39
3 Contracted Services TOTALS:	22,524.00	0.00	9,397.92	0.00	13,126.08	58
6 Insurance, Principal, etc TOTALS:	363,168.00	0.00	135,691.03	0.00	227,476.97	63
271 PUPIL SERVICE ACTIVITIES TOTALS:	2,145,433.63	159,488.65	1,204,770.47	0.00	940,663.16	44
390 OTHER COMMUNITY SVCS						
3 Contracted Services TOTALS:	15,000.00	0.00	5,292.00	11,340.00	-1,632.00	-11
4 Supplies & Materials, etc TOTALS:	6,500.00	0.00	-356.12	0.00	6,856.12	105
390 OTHER COMMUNITY SVCS TOTALS:	21,500.00	0.00	4,935.88	11,340.00	5,224.12	24
412 PYMT OTHER GOVERNMT UNITS						
7 Transfers & Payments TOTALS:	26,000.00	19,914.00	60,647.18	0.00	-34,647.18	-133
412 PYMT OTHER GOVERNMT UNITS TOTALS:	26,000.00	19,914.00	60,647.18	0.00	-34,647.18	-133
425 TRANSF TO FOOD SERV FUND						
7 Transfers & Payments TOTALS:	511,745.00	0.00	0.00	0.00	511,745.00	100
425 TRANSF TO FOOD SERV FUND TOTALS:	511,745.00	0.00	0.00	0.00	511,745.00	100
	163,356,921.35	13,176,398.36	77,634,575.06	2,306,562.08	83,415,784.21	51



MEMORANDUM

February 23, 2015

To: Members of the Board of Trustees
From: Keith McAllister 
Director, New Design and Construction
Re: Monthly Update

ADMINISTRATION CONSIDERATION

Administration provides information in reference to the monthly update for New Design & Construction.

RECOMMENDATION

Information is received for review.

ATTACHMENT

Exhibit



District Five of Lexington & Richland Counties Construction Update 23 February 2015

Irmo High School

Project Manager:	Joe Huggins	
Completion:		January 2015
Architectural Firm:		Stevens & Wilkinson
Contractor:		China Construction America of S.C., Inc.
Total Construction Budget (Incl. Contingency):		\$24,639,240.00
Committed Const. Cost (Incl. Site):	\$24,181,772.00	

Project Description:

Construct a new 600 seat auditorium and a new field house. Interior renovations to allow for removal of portable classrooms.

Status:

- Work is nearing completion at the Main Entrance to the school.
- Loading Dock paving is near completion.
- Stage equipment continues to be calibrated.
- Foundations, walls, steps and finish concrete are taking place at the Amphitheater.


Achievements/Key Issues:

- Required Fire Booster pump has been installed and inspected. Auditorium has been approved for full occupancy by Office of School Facilities and the State Fire Marshall.

Schedule/Budget Issues:

- Project has encountered unsuitable soils throughout the site which required removal and fill. Quantities have been identified, removed and new fill placed per Engineer's recommendations.

Irmo High School



New Auditorium along St.
Andrews



New Auditorium away from St.
Andrews

Irmo High School



Amphitheater



New Connector from West Wing
to Auditorium Basement

Irmo High School



Amphitheater ADA Access



Loading Dock Concrete
Pavement

Chapin Middle School

Project Manager:	Joe Huggins	
Completion:		August 2015
Architectural Firm:		Quakenbush Architects
Site Contractor:		L-J, Inc.
Building Contractor:		EDCON, Inc.
Construction Budget (Incl. Contingency):		\$22,073,458.00
Committed Const. Cost:		\$20,755,000.00

Project Description:

Construct a new middle school adjacent to Spring Hill High School to include building and site work. The building will have a core capacity of 1000 students with an initial startup of 700 students in two grades.

Status:

- Roofing is ongoing.
- Concrete slabs and Masonry Block are being placed throughout the upper classroom portions of the building.
- Steel erection is ongoing.
- Electrical, mechanical and plumbing contractors are working overhead areas and working with masons installing in-wall rough-in.
- Brick is ongoing.

Achievements/Key Issues:

- Parking Lot Paving is ongoing.

Schedule/Budget Issues:

- Heavy weather during the Thanksgiving and Christmas Holidays has been a challenge. January 2015 proved to be wet and cold, however the Construction team is working to catch schedule up.

Chapin Middle School



Chapin Middle School Site
towards Broad River Road



Chapin Middle School Site
from Spring Hill High School

Chapin Middle School



Overhead Electrical, Mechanical
and Plumbing



HVAC Duct at Gym

Chapin Middle School



Structural Steel at Administration
Area



Parking Lot Asphalt Pavement



MEMORANDUM

February 23, 2015

To: Members of the Board of Trustees
From: Keith McAlister 
Director, New Design and Construction
Re: Change Order regarding LED Lighting at Chapin Middle School

ADMINISTRATION CONSIDERATION

Administration recommends approving a change order for LED Lighting at Chapin Middle School.

ATTACHMENT

Exhibit



AIA Document G701/CMa™ – 1992

Change Order - Construction Manager-Adviser Edition

PROJECT (Name and address):
District 5 of Lex/Rich Counties
New Middle School

CHANGE ORDER NUMBER: 002
INITIATION DATE: January 29, 2015

OWNER:
CONSTRUCTION MANAGER:
ARCHITECT:
CONTRACTOR:
FIELD:
OTHER:

TO CONTRACTOR (Name and address):
Edcon, Inc.
4 Mulberry Lane
Peak, SC 29122

PROJECT NUMBERS: /
CONTRACT DATE: 4/1/14
CONTRACT FOR: Building Package

THE CONTRACT IS CHANGED AS FOLLOWS:

See Attachment dated 1/29/15

The original Contract Sum was	\$	17,709,000.00
Net change by previously authorized Change Orders	\$	49,706.00
The Contract Sum prior to this Change Order was	\$	17,758,706.00
The Contract Sum will be increased by this Change Order in the amount of	\$	135,436.00
The new Contract Sum including this Change Order will be	\$	17,894,142.00

The Contract Time will be increased by Zero (0) days.
The date of Substantial Completion as of the date of this Change Order therefore is unchanged.

NOTE: This summary does not reflect changes in the Contract Sum, Contract Time or Guaranteed Maximum Price which have been authorized by Construction Change Directive.

NOT VALID UNTIL SIGNED BY THE OWNER, CONSTRUCTION MANAGER, ARCHITECT AND CONTRACTOR.

Cumming
CONSTRUCTION MANAGER (Firm name)
1217 Albany Street, 4th Floor, Columbia, SC 29201
ADDRESS

BY (Signature)
Joseph Huggins
(Typed name) **DATE:** January 29, 2015

Quackenbush Architects & Planners
ARCHITECT (Firm name)
1217 Hampton Street, Columbia, SC 29201
ADDRESS

BY (Signature)
Marc Warren **2/2/2015**
(Typed name) **DATE:**

Edcon, Inc.
CONTRACTOR (Firm name)
4 Mulberry Lane, Peak, SC 29122
ADDRESS

BY (Signature)
Bart Sease **2/9/15**
(Typed name) **DATE:**

District Five of Lexington & Richland Counties
OWNER (Firm name)
1020 Dutch Fork Road, Irmo, SC 29063
ADDRESS
BY (Signature)
Keith McAlister
(Typed name) **DATE:**



SOUTHERN MANAGEMENT GROUP

EDCON : 1/29/2015

**New Middle School
Lexington Richland 5**

**Change Order Number: 2
Initiation Date: 1/29/2015**

<u>Change Order Proposal #</u>	<u>Description</u>	<u>Amount</u>
014	Per the request of the Owner, change the Lighting Package to LED.	\$135,436.00

Total: \$135,436.00

Joe Huggins

From: Dan Neal <familyneals@aol.com>
Sent: Wednesday, January 28, 2015 6:36 PM
To: Joe Huggins
Cc: shefner@lexrich5.org; mhm@montgomerywillard.com; kmcalist@lexrich5.org
Subject: LED Lighting--New Middle School

Joe, I am giving you a verbal NTP on the change to LED lighting at the new middle school. Please advise EDCON that their change order is approved!

Dan Neal, PE

Change Order Request

Detailed (with Breakdown of PCOs), Grouped by Each Number

New Middle School
11881 Broad River Road
Chapin S.C., 29036

Project # 1405
Tel: Fax:

Edcon Inc.

Change Order Request: 014 **Date: 1/29/2015**

To: Roscoe Russell Cumming 1213 Lady Street P.O. Box 1785 Columbia, SC 29202	From: Bart Sease Edcon Inc. P.O. Box 100 Peak, SC 29122
---	---

Description	Category	Status
LED Light Changes		

Reference	Required By	Days Req	Amt Req
	2/5/2015	0	135,436

Notes

PCO No	Date	Reference	Amt Prop	Days Req	Category	Reason
Description		Notes				
014	1/29/2015		135,436	0		
LED Light Changes		Change portions of the specified lighting package to LED as per direction received from the electrical engineer.				

Item No	Item Description	Amt Prop	Reference
001	LED Light Changes	124,094	
002	Edcon Project Manager/Supervision	2,482	
003	Edcon OH&P	8,860	

Approved By:

Signature _____

Name _____ Date _____

Brads Electric Inc.
604 Greenwood Road
West Columbia S.C. 29169

Request for Quote Summary Sheet

January 22 2015

NEW MIDDLE SCHOOL

Description of Work:

Request For Quote Number:

0

Change Light Fixture Package to L.E.D. per revised count spreadsheet by others

Change Order Pricing Summary:

Subcontractor Self-Performed Work:		Cost before markup	Markup Percentage Fee: Maximum = 15%	Subtotals
Materials (including applicable sales/use tax)		\$ 102,412.86	\$ 15,361.93	\$ 117,774.79
Labor and Labor Burden		\$ 5,494.57	\$ 824.19	\$ 6,318.76
Equipment (with purchase cost greater than \$750)				
Subtotals		\$ 107,907.43	\$ 16,186.11	\$ 124,093.54

Change Order Proposal Work performed by Sub-Subcontractors (Enter names of sub-subcontractors and the sub-subcontractor scope of work)		Cost before markup	Markup Percentage Fee: Maximum = 7.5%	Total
1		\$ -	\$ -	
2		\$ -	\$ -	\$ -
3			\$ -	\$ -
4		\$ -	\$ -	\$ -
5		\$ -	\$ -	\$ -
Subtotals		\$ -	\$ -	\$ -

Total Change Order Proposal Cost before Markup	Total Subcontractor Fees Included in Change Order	Total Proposed Change Order Costs	
Totals	\$ 107,907.43	\$ 16,186.11	\$ 124,093.54

Subcontractor Change Order Pricing Certification:

Subcontractor Signature:

Date:

Request for Quote Pricing - Material and Labor Cost Detail

DATE: 1-22-2015

ITEM NUMBER	Material Description and Size	Material Quantity	Material Measurement (LF, Each, SF, CY, etc)	Material Cost per Unit	Material Units (E=1, C=100 or M=1,000)	Extended Material Costs	Labor Productivity Factor per Unit	Labor Unit (E= 1, C=100, or M=1,000)	Extended Labor Hours
1	Fixture Cost in base Bid	lot				\$ (354,500.00)			
2	Cost of New L.E.D Package per revised counts 11-26-2014 (by others)	lot				\$446,500.00			
3	Added material for 90 Emergency Lighting Control Units in Lieu of internal fixture mounted Generator Transfer Devices								
	#12 THHN	17,550.00	LF	\$ 0.12	1.00	\$2,106.00	5.00	M	87.75
	4" sq Boxes	117.00	EACH	\$ 0.90	1.00	\$ 105.30	12.00	C	12.6
	4" Sq Blank Covers	117.00	EACH	\$ 0.30	1.00	\$ 35.10	3.00	C	3.51
	Box Support Brackets	117.00	EACH	\$ 3.25	1.00	\$ 380.25	3.00	C	3.51
	3/4 EMT Connector	234.00	EACH	\$ 0.46	1.00	\$ 107.64	8.00	C	18.72
	Yellow Wire Nuts	351.00	EACH	\$ 0.14	1.00	\$ 49.14	3.00	C	10.53
	#12 Grounding Pigtails	117.00	EACH	\$ 0.37	1.00	\$ 43.29	5.00	C	5.85
	E.C.U Labor only-material cost in Light fixture package	117.00					0.45	E	52.65
Total Material Costs (before applicable sales tax)						\$ 94,826.72	Total Labor Hours		195.12
Applicable Sales Tax (8.00%)						\$ 7,586.14			
Total Material and Sales/Use Tax						\$ 102,412.86			

Labor Cost Breakdown and Related Pricing:

Type of Labor - Level and Position	Classification of Labor description	Names (if applicable- Last Name/First Name)	Number of Hours	Labor and Labor Burden rate Per Hour	Total Labor Cost
Productive Labor Position/Level #1	Working Foreman				\$ -
Productive Labor Position/Level #2	Journeyman		195.12	\$ 28.16	\$ 5,494.57
Productive Labor Position/Level #3	Apprentice - Level 7				\$ -
Productive Labor Position/Level #4					\$ -
Productive Labor Position/Level #5					\$ -
Productive Labor Position/Level #6					\$ -
Totals			195.12		\$ 5,494.57

s FACSIMILE COVER SHEET

T H E
SCHNEIDER
C O M P A N Y

Greenville Office: 39 Pelham Davis Circle
Greenville, SC 29615
Telephone: 864.675.9250
Facsimile: 864.675.9640

SEND TO Brad Phillips	DATE 3-18-14
COMPANY Brad's Electric	FROM Beth Lee
FAX NUMBER	PHONE NUMBER

URGENT

PLEASE RESPOND/COMMENT

FOR YOUR INFORMATION

TOTAL PAGES, INCLUDING COVER SHEET 1

MESSAGE NEW CHAPIN MIDDLE SCHOOL

Lot Price \$ 354,500.00

Approved - With Lamps and Controls

Thank you!



COVER SHEET
FACSIMILE

T H E
SCHNEIDER
C O M P A N Y

Greenville Office: 39 Pelham Davis Circle
Greenville, SC 29615
Telephone: 864.675.9250
Facsimile: 864.675.9640

SEND TO Brad Phillips	DATE 1-23-15
COMPANY Brad's Electric	FROM Beth Lee
FAX NUMBER	PHONE NUMBER

URGENT

PLEASE RESPOND/COMMENT

FOR YOUR INFORMATION

TOTAL PAGES, INCLUDING COVER SHEET 1

MESSAGE NEW CHAPIN MIDDLE SCHOOL LED PACKAGE

Revised Price with LED \$ 446,500.00

Thank you!



Date: Jan 7, 2015

Quote: TSC14-25302-4

Quote
Page 1/4



The Schneider Company
39A Pelham Davis Circle
Greenville SC 29615
Phone: (864) 675-9250
Fax: (864) 675-9640
From: Beth Lee
Quoter Ph: (864) 675-9250x117
email: blee@tscltg.com

Project NEW CHAPIN MIDDLE SCHOOL - LED
REVISED PHASE - Copied Bid
Location
Quote TSC14-25302-4

To: JAMIE CARELOCK
CED/PERRY MANN ELECTRIC
497 HUGER ST
COLUMBIA SC 29201
Phone: (803) 252-4373
Fax: (803) 254-5020
Email: jcarelock@cedcolumbia.com

For
Bid Date Dec 19, 2014
Expires Jan 18, 2015
Architect: QUACKENBUSH ARCHITECTS-COLUMBIA
Engineer: BELKA ENGINEERING ASSOCIATES -

QTY	Type	MFG	Part
1		WATT	LMCP8 115/277-8HD
1		WATT	LENC8S
1		WATT	LMCP8 115/277-8HD
1		WATT	LENC8S
1		WATT	LMCP8 115/277-8HD
1		WATT	LENC8S
1		WATT	LMCT-100
1,000		WATT	LM-MSTP
1		WATT	LMIO-301
1		WATT	LMPO-200
181		WATT	DT-200
181		WATT	BZ-50
4		WATT	TS-400-W
21		WATT	LMUC-100-2
4		WATT	LMSW-104-W
10		WATT	LMRJ-P25
25		WATT	LMRJ-P50
1		WATT	SDRAWSYS
1		WATT	SCOM
117		WATT	ELCU-200
121	A	HEW	LPT-24-232-SA12125-EB8P2-UNV
12	AGTD	HEW	LPT-24-232-SA12125-EB8P2-UNV-GTD
104	ALED	CREE	CR24-50L-35K-S
70	B	HEW	LPT24-332-SA12125-EBP2/1-UNV
2	BGTD	HEW	LPT24-332-SA12125-EBP2/1-UNV-GTD
523	BLED	CREE	CR24-50L-35K-S
5	BW	HEW	EPG-S24-332-FA12125-WET-EB8P2/1-UNV
1	BWGTD	HEW	EPG-S24-332-FA12125-WET-EB8P2/1-277-GTD



The Schneider Company
39A Pelham Davis Circle
Greenville SC 29615
Phone: (864) 675-9250
Fax: (864) 675-9640
From: Beth Lee
Quoter Ph: (864) 675-9250x117
email: blee@tscltg.com

Project NEW CHAPIN MIDDLE SCHOOL - LED
REVISED PHASE - Copied Bid
Location
Quote TSC14-25302-4

QTY	Type	MFG	Part
14	C	CREE	CR22-32L-35K-S
2	D	FINE	S12-LED-ID-WCB-60'-3E-SO/SO-3500K-DC-277-FA30-FE-C1-WHITE
2	DGTD	FINE	S12-LED-ID-WCB-60'-3E-SO/SO-3500K-DC-277-FA30-FE-C1-WHITE-(SEE NOTE)
		Line Note:	4 FIXTURES IN RUN TIED TO 20A GTD
Note	DGTD		FIXTURES TIED TO 20A - ECLU-200 PER CIRCUIT
12	E	HEW	76-4-232-WG-7614-VBY-2-EB8P2-UNV
7	EGTD	HEW	76-4-232-WG-7614-VBY-2-EB8P2-UNV-GTD
153	FA	CREE	KR6-13L-35K-277-TRIAC
153	FA	CREE	KR6T-SSGC-FF
3	FAGTD	CREE	KR6-13L-35K-277-TRIAC
Note	FAGTD		FIXTURES TIED TO 20A - ECLU-200 PER CIRCUIT
3	FAGTD	CREE	KR6T-SSGC-FF
5	FB	CREE	KR6-20L-35K-277-10V
5	FB	CREE	KR6T-SSGC-FF
36	FW	CREE	KR6-13L-40K-277-TRIAC
36	FW	CREE	KR6T-SSGC-WF
12	G	HEW	17-4-232-A-EB8P2-UNV
17	GLED	CREE	LS4-40L-35K-10V
2	GW	CREE	WS4-47L-35K-10V-FD
23	H	LUMI	PR2228-4000K-L1W120-277V-WHT-STM36"-L22F
		Line Note:	FROSTED FLAT LENS PER EE
2	JBTRACK	JUNO	TU8BL
		Line Note:	8' TRACK
2	JBTRACL	JUNO	TU38BL
		Line Note:	END FEED
3	JWTRACK	JUNO	TU8WH
		Line Note:	8' TRACK
3	JWTRACK	JUNO	TU38WH
		Line Note:	END FEED
8	JB-HEAD	JUNO	T265L-35K-S-BL(EQUAL TO LUMENS SPECIFIED)
		Line Note:	2675 LUMEN
12	JW-HEAD	JUNO	T265L-35K-S-WH(EQUAL TO LUMENS SPECIFIED)
		Line Note:	2675 LUMEN
22	K	PINN	E4A-35HO-8-FLF-277-1D-W
8	L	JUNO	LW2-40L-4K-UN-FT-PG-C1-SL
		Line Note:	CHANGED TO TYPE TB PER EE REVIEW

Date: Jan 7, 2015

Quote: TSC14-25302-4

Quote
Page 3/4



The Schneider Company
39A Pelham Davis Circle
Greenville SC 29615
Phone: (864) 675-9250
Fax: (864) 675-9640
From: Beth Lee
Quoter Ph: (864) 675-9250x117
email: blee@tscltg.com

Project NEW CHAPIN MIDDLE SCHOOL - LED
REVISED PHASE - Copied Bid
Location
Quote TSC14-25302-4

QTY	Type	MFG	Part
0	L	BODI	GTD
		Line Note:	GTD NOT NEEDED PER EE REVIEW
12	M	LUMI	PR1250-L1W65R0-277V-WHT-STM48-L12F
		Line Note:	FLAT FROSTED LENS PER EE REVIEW
16	N	KENA	MLHA8-48-F-MW-PP-50L40K-277
13	OA	CREE	OSQ-DA-SV-OSQ-ANM-2ME-S-40K-UL-SLV-DIM
13	OAPOLE	HAPCO	RSA20D5-4-P584 TO MATCH CREE SILVER- DRILLED FOR (1) CREE OSQ DIRECT ARM MOUNT
28	OB	CREE	OSQ-DA-SV-OSQ-ANM-2ME-S-40K-UL-SLV-DIM
14	OBPOLE	HAPCO	RSA20D5-4-P584 TO MATCH CREE SILVER- DRILLED FOR 2@180-CREE OSQ DIRECT ARM MOUNT
7	OC	USAR	VPR-R-VLED-VSQ-64LED-NW-277-PTXX-RAL-7004-T
7	OC	HAPCO	RSA14B5-E-SATIN ALUMINUM FINISH DIRECT BURIAL W/TENON FOR 2-7/8-3" OD FITTER
4	OD	SIST	S.4701-120-09/S.4701
4	OD	SIST	CAS4752
7	P	KENA	H612FM-PP-MW-26Q-1-DV
11	Q	JUNO	USTLR1-3K-SN
2	R-16'	TUBE	DSH-HO-24V-W31 16'
1	R-12'	TUBE	DSH-HO-24V-W31 11'
3	R	TUBE	DSH-DR60-24V
8	R	TUBE	DSH-MT
6	S	KIRL	LSR12485-41K-PEWTER 9967XL
0	SGTD	KIRL	MSR-12440-41K-GTD
		Line Note:	GTD NOT NEEDED PER EE REVIEW
8	TA	JUNO	LW2-40L-4K-UN-FT-PG-C1-SL
		Line Note:	CHANGED TO TYPE TB PER EE REVIEW
0	TAGTD	JUNO	LW2-40L-4K-UN-FT-PG-C1-SL
		Line Note:	GTD NOT NEEDED PER EE REVIEW
2	TB	JUNO	LW2-40L-4K-UN-FT-PG-C1-SL
		Line Note:	CHANGED TO TYPE TB PER EE REVIEW
0	TBGTD	JUNO	LW2-40L-4K-UN-FT-PG-C1-SL
		Line Note:	GTD NOT NEEDED PER EE REVIEW
18	U	CREE	CXB 23L 40K U 1 CXBP16 SC-5 WG-AP CL16
		Line Note:	CHANGED PER EE REVIEW
6	UGTD	CREE	CXB 23L 40K U 1 CXBP16 SC-5 WG-AP CL16

Date: Jan 7, 2015

Quote: TSC14-25302-4

Quote
Page 4/4



The Schneider Company
39A Pelham Davis Circle
Greenville SC 29615
Phone: (864) 675-9250
Fax: (864) 675-9640
From: Beth Lee
Quoter Ph: (864) 675-9250x117
email: blee@tscltg.com

Project NEW CHAPIN MIDDLE SCHOOL - LED
REVISED PHASE - Copied Bid

Location

Quote TSC14-25302-4

QTY	Type	MFG	Part
Note	UGTD		FIXTURES TIED TO 20A - ECLU-200 PER CIRCUIT
1	V	JUNO	RBF-80L-41K-UN-SF-M-BL
1	V	JUNO	RBF-S-TV
1	V	JUNO	WB-1-BL
5	W	BETA	42 1001 CB BL TS3
5	W	CREE	A21-100W-27K-E26
116	X	EMERGI	ELX400RN
4	XA	EMERGI	WW-SVX-1-R-4X
24	Y	PINN	E4A-35-4-FLF-277-1D-CC(SATIN ALUM)
1	K/Y	PINN	CUSTOM COLOR
10	Z	LUMENPULSE	LOGI RO-277-48-35K-60X60-UMAS-WH-NO-3GV
	Z	LUMENPULSE	LIGILCD10
1		MISC	EXTRA MATERIAL

Terms and conditions of sale:

Pricing good for 30 days.

RM #	Room Name	# of Fixtures	A	B	C	D	E	G	GW	P
<i>PART A - First Floor</i>										
(A100)	Vest	NA	0	0	0	0	0	0	0	0
(A101)	Waiting / Secretaries	6		6						
(A102)	Principal Secretary	3		3						
(A103)	Principal Toilet	1	1							
(A104)	Principal	4		4						
(A105)	Conf	2		2						
(A106)	AP	2		2						
(A107)	Book Keeper	2		2						
(A108)	Guidance	2		2						
(A109)	Guidance	2		2						
(A110)	Dev Facil	2		2						
(A111)	Conf Room	2		2						
(A112)	Guid Wtng/Scty	4	4							
(A113)	Conf	6		6						
(A114)	Elev	2							2	
(A115)	Womens tit	1	1							
(A116)	Mens tit	1	1							
(A117)	TO	1	1							
(A118)	Corridor	3			3					
(A119)	Corridor	9	2		7					
(A120)	Rec Clerk	2		2						
(A121)	Vault	2	2							
(A122)	CL	NA	0	0	0	0	0	0	0	0
(A123)	Stor	1	1							
(A124)	Break	2	2							
(A125)	Workroom	4		4						
(A126)	Attendance	2		2						
(A127)	Corridor	NA	0	0	0	0	0	0	0	0
(A128)	Gym	2	2							
(A129)	Uniform Storage	2	2							
(A130)	First Aid	1	1							
(A131)	Wrestling Storage	3	3							
(A132)	PE Storage	2	2							
(A133)	PE Storage	1	1							
(A134)	Laundry / WH	1	1							
(A135)	Stor	1						1		
(A136)	TLT / Shower	2		1						1
(A137)	Office	1		1						
(A138)	PE Locker Men	13		13						
(A139)	Shower	3		1						2
(A140)	Toilet	2		2						
(A141)	Jan	1						1		
(A142)	Toilet	2		2						
(A143)	Shower	3		1						2
(A144)	PE Locker Women	13		13						
(A145)	Office	2		2						
(A146)	TLT / Shower	2		1						1
(A147)	Family TLT	1		1						
(A148)	Corridor	12	10		2					
(A149)	Choral	12		12						
(A150)	Ch Stor	1	1							
(A151)	Corridor	9	9							
(A152)	Practice	4	4							
(A153)	Stor	1	1							
(A154)	Main Data	1					1			
(A155)	Health	9		9						
(A156)	Women TLT	4	4							
(A157)	Men TLT	4	4							
(A158)	Jan	1	1							
(A159)	Corridor	3	3							
(A160)	Data	1					1			
(A161)	Corridor	NA	0	0	0	0	0	0	0	0
(A162)	Sm Group	2		2						
(A163)	Corridor	1	1							
(A164)	Efect	1					1			
(A165)	Sm Group	2	2							

(A166)	Planning Room	4		4							
(A167)	TLT	1	1								
(A168)	Stor	1	1								
(A169)	Art Stor	2	2								
(A170)	Kiln	2	2								
(A171)	Art Room	12		12							
(A172)	Science	15		15							
(A173)	Women TLT	4	4								
(A174)	Men TLT	4	4								
(A175)	Jan	1	1								
(A176)	Corridor	3	3								
(A177)	Data	1					1				
(A178)	Corridor	NA	0	0	0	0	0	0	0	0	0
(A179)	Sm Group	2		2							
(A180)	Corridor	1	1								
(A181)	Elect	1					1				
(A182)	Sm Group	2	2								
(A183)	Planning Room	4		4							
(A184)	TLT	1	1								
(A185)	Stor	1	1								
(S A-12)	Stair	NA	0	0	0	0	0	0	0	0	0
(S A-11)	Stair	NA	0	0	0	0	0	0	0	0	0

RM #	Room Name	# of Fixtures	A	B	C	D	E	G	GW	P
<i>PART B - First Floor</i>										
(B100)	Vest	NA	0	0	0	0	0	0	0	0
(B101)	Stor	1	1							
(B102)	Toilet	1	1							
(B103)	Exam	2		2						
(B104)	Cots	4		4						
(B105)	Nurse	2		2						
(B106)	Nurse Waiting	6	6							
(B107)	AP Waiting	6	6							
(B108)	Office	2		2						
(B109)	AP Office	4		4						
(B110)	Toilet	1	1							
(B111)	ISS	4		4						
(B112)	Science	15		15						
(B113)	Lobby	NA	0	0	0	0	0	0	0	0
(B114)	Women TLT	4	4							
(B115)	Men TLT	4	4							
(B116)	Stage Stor	2	2							
(B117)	Orch	12		12						
(B118)	Orch Stor	2	2							
(B119)	Practice	4	4							
(B120)	Band Stor	4	4							
(B121)	Office	6	2	4						
(B122)	Band	16		16						
(B123)	Mens TLT	1	1							
(B124)	Faculty Lounge	5		5						
(B125)	Womens TLT	1	1							
(B126)	Table Storage	3	3							
(B127)	Corridor	2	2							
(B128)	Stage Storage	2						2		
(B129)	Stage	15						15		
(B130)	Cafeteria	3	3							
(B131)	Mech	4					4			
(B132)	Elec	4					4			
(B133)	Snack	2		2						
(B134)	Freezer	NA	0	0	0	0	0	0	0	0
(B135)	Cooler	NA	0	0	0	0	0	0	0	0
(B136)	Office	2		2						
(B137)	Ext Loading	NA	0	0	0	0	0	0	0	0
(B138)	Kitchen / Servery	13		13						
(B139)	Cust. Cl	1	1							
(B140)	Womens TLT	1	1							
(B141)	Mens TLT	1	1							
(B142)	Locker	1	1							

(B143)	Pantry	3		3						
(B144)	Dishes	3		3						
(B145)	Rcvg / Maint	7	6		1					
(B146)	Cust. Cl	1						1		
(B147)	Data Cl	2					2			
(B148)	Sec Stor	6	6							
(S B-12)	Stair	2	2							
(S B-13)	Stair	2	2							
(S B-11)	Stair	NA	0	0	0	0	0	0	0	0

RM #	Room Name	# of Fixtures	A	B	C	D	E	G	GW	P
<i>PART C - First Floor</i>										
(C100)	Corridor	8	8							
(C101)	Therapy	4		4						
(C102)	Sp Ed Conf	4		4						
(C103)	Corridor	1	1							
(C104)	Office	2		2						
(C105)	Toilet	2		1						1
(C106)	Stor	1	1							
(C107)	Sp Ed	10		9	1					
(C108)	Commons	NA	0	0	0	0	0	0	0	0
(C109)	Classroom	9		9						
(C110)	Classroom	9		9						
(C111)	Classroom	9		9						
(C112)	Classroom	9		9						
(C113)	Classroom	9		9						
(S C-11)	Stair	NA	0	0	0	0	0	0	0	0

RM #	Room Name	# of Fixtures	A	B	C	D	E	G	GW	P
<i>PART D - First Floor</i>										
(D100)	Corridor	8	8							
(D101)	Classroom	9		9						
(D102)	Classroom	9		9						
(D103)	Commons	NA	0	0	0	0	0	0	0	0
(D104)	Classroom	9		9						
(D105)	Classroom	9		9						
(D106)	Classroom	9		9						
(D107)	Sp Ed	9		9						
(D108)	Sp Ed	9		9						
(S D-11)	Stair	NA	0	0	0	0	0	0	0	0

RM #	Room Name	# of Fixtures	A	B	C	D	E	G	GW	P
<i>PART A - Second Floor</i>										
(A200)	Corridor	NA	0	0	0	0	0	0	0	0
(A201)	Information Resource Ce	60				4				
(A202)	Lit Coach	2		2						
(A203)	Group Study	4		4						
(A204)	Stor	4						4		
(A205)	Wrkrm	4		4						
(A206)	Mach	1						1		
(A207)	Elev	1						1		
(A208)	Womens TLT	4	4							
(A209)	Men TLT	4	4							
(A210)	Jan	1	1							
(A211)	Data	1					1			
(A212)	Corridor	4	4							
(A213)	Elect	1					1			
(A214)	Stor	1	1							
(A215)	Resource Room	5		5						
(A216)	Cl	NA	0	0	0	0	0	0	0	0
(A217)	Planning	2		2						
(A218)	TLT	1		1						
(A219)	Science	15		15						
(A220)	Science	15		15						

(A221)	Womens TLT	4	4							
(A222)	Mens TLT	4	4							
(A223)	Jan	1	1							
(A224)	Data	1				1				
(A225)	Corridor	4	4							
(A226)	Elect	1				1				
(A227)	Stor	1						1		
(A228)	Resource Room	5		5						
(A229)	CI	NA	0	0	0	0	0	0	0	0
(A230)	Planning	2		2						
(A231)	TLT	1		1						
(S A-22)	Stair	NA	0	0	0	0	0	0	0	0
(S A-21)	Stair	NA	0	0	0	0	0	0	0	0

RM #	Room Name	# of Fixtures	A	B	C	D	E	G	GW	P
<i>PART B - Second Floor</i>										
(B200)	Science	15		15						
(B201)	Science	15		15						
(S B-21)	Stair	NA	0	0	0	0	0	0	0	0

RM #	Room Name	# of Fixtures	A	B	C	D	E	G	GW	P
<i>PART C - Second Floor</i>										
(C200)	Corridor	5	5							
(C201)	Classroom	9		9						
(C202)	Classroom	9		9						
(C203)	Classroom	9		9						
(C204)	Classroom	9		9						
(C205)	Common	9	9							
(C206)	Classroom	9		9						
(C207)	Classroom	9		9						
(C208)	Classroom	9		9						
(C209)	Classroom	9		9						
(S C-21)	Stair	NA	0	0	0	0	0	0	0	0


RM #	Room Name	# of Fixtures	A	B	C	D	E	G	GW	P
<i>PART D - Second Floor</i>										
(D200)	Corridor	5	5							
(D201)	Classroom	9		9						
(D202)	Classroom	9		9						
(D203)	Classroom	9		9						
(D204)	Team Project	9		9						
(D205)	Commons	9	9							
(D206)	Classroom	9		9						
(D207)	Classroom	9		9						
(D208)	Classroom	9		9						
(D209)	Classroom	9		9						
(S C-21)	Stair	NA	0	0	0	0	0	0	0	0

Total Fixtures	237	595	14	4	19	29	2	7
Fixures not changed to LED	133	72	0	0	19	12	0	7
Fixtures Changed to LED	104	523	14	4	0	17	2	0

Memorandum

To: Members of the Board of Trustees

Through: Dr. Stephen W. Hefner
Superintendent

From: Mark A. Bounds 
Chief Information Officer

Date: February 17, 2015

Re: Request for Permission to Seek Commercial Zoning for Irmo High School,
Irmo Middle School and CrossRoads Middle School

The current zoning designation of Irmo High School, Irmo Middle School and CrossRoads Middle School is **R1** (Low Density Residential). This zoning designation does not reflect the current activities surrounding the school locations. Over the many years since the initial designation of the schools as **R1**, the area has undergone a significant transformation. The schools are located at or near the intersection of Harbison Boulevard and St. Andrews Road which is in the heart of a commercial area. The schools are surrounded by local businesses and are less than half a mile from several large commercial shopping centers and strip malls. While in the past much of the area was residential, today this is clearly a commercial area.

After careful review and consultation, it is recommended that School District Five of Lexington and Richland Counties Board of Trustees approve the administration's request to seek a zoning redesignation for Irmo High School, Irmo Middle School and CrossRoads Middle School from **R1** (Low Density Residential) to **C2** (General Commercial).

This redesignation will properly align these school properties with their current area. Furthermore, this redesignation is consistent with the Lexington County Zoning Ordinance (dated October 2014), paragraph 21.31 which permits "Community Education" in areas zoned as **C2**.

The administration requests that the Board approve our request to seek redesignation of Irmo High School, Irmo Middle School and CrossRoads Middle School to **C2** immediately.


MAB/aw



Memorandum

To: Members of the Board of Trustees

Through: Dr. Stephen W. Hefner
Superintendent

From: Mark A. Bounds 
Chief Information Officer

Date: February 17, 2015

Re: 2015-16 School Board Meeting Schedule

Attached is a proposed 2015-16 meeting schedule for the school board. Every attempt is made to hold meetings on the second and fourth Mondays of each month, as required by school board policy. However, this year several exceptions need to be made to the meeting schedule due to holidays and the school calendar. Only one meeting is scheduled for July and August. Thanksgiving, Christmas and Spring Break holidays required a deviation from the normal schedule.

This proposed schedule will be on the agenda for approval on March 9, 2015.

Thank you and please let me know if you have any questions.

MB/aw

Attachment - Proposed 2015-16 Meeting Schedule

2015-2016 Meeting Schedule
School District Five of Lexington and Richland Counties
Board of Trustees


<u>Date</u>	<u>Location</u>
July 13, 2015	The Center
August 10, 2015	The Center
September 14, 2015	Lake Murray Elementary
September 28, 2015	Seven Oaks Elementary
October 12, 2015	Dutch Fork Elementary
October 26, 2015	Chapin Elementary
November 9, 2015	Irmo High
December 14, 2015	The Center
January 11, 2016	Dutch Fork Middle
January 25, 2016	Chapin Middle
February 8, 2016	Nursery Road Elementary
February 22, 2016	H.E. Corley Elementary
March 14, 2016	Chapin Intermediate
April 11, 2016	Irmo Elementary
April 25, 2016	River Springs Elementary
May 9, 2016	Chapin High
May 23, 2016	Harbison West Elementary
June 13, 2016	The Center
June 27, 2016	The Center



MEMORANDUM

To: Members of the Board of Trustees

Through: Stephen W. Hefner, Ed. D.
Superintendent

From: A. Len Richardson 
Chief Finance Officer

Date: February 16, 2015

Re: Proposed FY2016 Five (5) Year Capital Budget Plan

Background: In previous years, a capital budget plan has been submitted to the Board annually for consideration and implementation. Prior capital budgets were approved for On-going Maintenance and New Initiatives, Equipment, Technology, and other related needs.

In lieu of a single year capital budget, a proposed Five (5) Year Capital Budget Plan has been developed for consideration. This plan has been designed to insure the district maintains the physical plants, while addressing other necessary equipment priorities. The established priorities include necessary roof replacements, Heating, Ventilation, and Air Conditioning (HVAC) system replacements, technology, activity bus replacement, curriculum related renovations, and funds for contingencies.

Administrative Consideration: The five year proposal is based on the projected amount of funds available at the current millage rate of 52.5 mills for capital needs. Although this is a five year plan, an updated proposal will be presented annually for Board approval. However, approval of the proposed Five (5) Year Capital Plan is requested, so staff can continue to allocate labor and effort towards the accomplishment of the overall plan.

There are other capital needs that are not currently addressed in this proposal, i.e. water heaters, parking lot repaving, interior finishes (to include flooring and painting), as well as additional building renovations and furniture replacements. Should funds become available as the current approved annual capital budget is executed, it is our intent to use available funds to meet those additional needs.

Recommendation: The administration recommends the proposed Five (5) Year Capital Budget Plan and funding for the FY2016 portion of the plan proceed to first reading.

School District Five
of
Lexington & Richland Counties



Discussion Reading

Proposed FY2016 Five Year Capital Budget Plan

February 23, 2015

Dr. Stephen Hefner, Superintendent

School District 5 of Lexington and Richland Counties
Proposed Five (5) Year Capital Budget Plan
Draft

	FY 2015-16	FY 2016-17	FY 2017-18	FY 2018-19	FY 2019-20	Total
Projected Revenue	10,000,000.00	10,000,000.00	10,000,000.00	10,000,000.00	10,000,000.00	50,000,000.00
Maintenance and New Initiatives						
29 Harbison West Elementary						
Replace HVAC System, Lighting & Ceilings				1,732,080.00		1,732,080.00
Replace HVAC System, Lighting & Ceilings					2,150,295.00	2,150,295.00
17 Lake Murray Elementary						
Replace HVAC System, Lighting & Ceilings			635,700.00			635,700.00
Replace HVAC System, Lighting & Ceilings			826,245.00			826,245.00
Replace HVAC System, Lighting & Ceilings				374,115.00		374,115.00
Replace HVAC System, Lighting & Ceilings		1,187,500.00				1,187,500.00
50 Leaphart Elementary						
Replace HVAC System, Lighting & Ceilings	250,000.00					250,000.00
52 Nursery Road Elementary						
Replace HVAC System, Lighting & Ceilings					2,397,570.00	2,397,570.00
Replace Fire Alarm System	325,000.00					325,000.00
30 Oak Pointe Elementary						
Repair Bldg. Foundation, Interior & Exterior	400,000.00					400,000.00
26 River Springs Elementary						
Replace HVAC System, Lighting & Ceilings	1,714,100.00					1,714,100.00
Replace HVAC System, Lighting & Ceilings		669,165.00				669,165.00
Replace HVAC System, Lighting & Ceilings		791,385.00				791,385.00
55 Seven Oaks Elementary						
Roof Replacement		649,950.00				649,950.00
21 Chapin Intermediate						
Roof Replacement			1,075,515.00			1,075,515.00
Roof Replacement				1,075,515.00		1,075,515.00
28 Dutch Fork Middle						
Replace HVAC System, Lighting & Ceilings			1,334,760.00			1,334,760.00
Front Office/Entrance Renovation	350,000.00					350,000.00

School District 5 of Lexington and Richland Counties
Proposed Five (5) Year Capital Budget Plan
Draft

	FY 2015-16	FY 2016-17	FY 2017-18	FY 2018-19	FY 2019-20	Total
46 Irmo Middle						
Roof Replacement						
Replace HVAC System, Lighting & Ceilings	878,400.00					878,400.00
Replace HVAC System, Lighting & Ceilings				824,145.00		824,145.00
20 Chapin High						
Roof Replacement	780,500.00					780,500.00
Stadium Upgrade	1,200,000.00	1,200,000.00				2,400,000.00
27 Dutch Fork High						
Roof Replacement				1,135,785.00		1,135,785.00
Roof Replacement					1,135,785.00	1,135,785.00
Replace HVAC System, Lighting & Ceilings		1,463,595.00				1,463,595.00
40 Irmo High						
Roof Replacement			971,775.00			971,775.00
Roof Replacement			167,370.00			167,370.00
Replace HVAC System, Lighting & Ceilings	107,520.00					107,520.00
Replace HVAC System, Lighting & Ceilings				578,445.00		578,445.00
Replace HVAC System, Lighting & Ceilings			353,430.00			353,430.00
Replace HVAC System, Lighting & Ceilings			410,445.00			410,445.00
Replace HVAC System, Lighting & Ceilings					426,510.00	426,510.00
09 District						
Issuance Costs (includes interest expense)	65,000.00	65,000.00	65,000.00	65,000.00	65,000.00	325,000.00
Activity Bus Replacement	200,000.00	200,000.00	200,000.00	200,000.00	200,000.00	1,000,000.00
School-Identified Needs	234,047.00	273,405.00	459,760.00	514,915.00	124,840.00	1,606,967.00
Contingency	400,000.00	500,000.00	500,000.00	500,000.00	500,000.00	2,400,000.00
Sub Total - Maintenance and New Initiatives	6,904,567.00	7,000,000.00	7,000,000.00	7,000,000.00	7,000,000.00	34,904,567.00
Technology						
Technology Bond 3rd Year (IPad)	591,000.00					591,000.00
Interest Expense	4,433.00					4,433.00
Technology Plan	2,500,000.00	3,000,000.00	3,000,000.00	3,000,000.00	3,000,000.00	14,500,000.00
Sub Total - Technology	3,095,433.00	3,000,000.00	3,000,000.00	3,000,000.00	3,000,000.00	15,095,433.00
Grand Total	10,000,000.00	10,000,000.00	10,000,000.00	10,000,000.00	10,000,000.00	50,000,000.00