



**AGENDA**  
**BOARD OF TRUSTEES**  
**NURSERY ROAD ELEMENTARY SCHOOL'S ACTIVITY ARENA**  
**DECEMBER 13, 2010**

1. Call to order at 6 p.m.
2. Enter executive session in the Conference Room to consider the following:
  - a. Personnel issues
  - b. Property matter
  - c. Selected employment items (Exhibit A)
  - d. Request for student expulsion appeal hearing (Exhibit B)
3. Welcoming remarks at 7 p.m.
4. Invocation – Reverend Sean Brown, Palmetto Church of Christ
5. Pledge of Allegiance – Corey Davis, a fifth grader at Nursery Road Elementary School
6. School Board Spotlight
7. Approve the agenda
8. Welcome and brief overview of Nursery Road Elementary School by Christina Melton, principal, and Tim Parker, school improvement council chair
9. Superintendent's report
  - a. Superintendent
    1. Update on Chapin High School's renovation project and legal appeal
    2. Update on cost of Chapin High School's wetlands lawsuit (Exhibit C)

- b. Community Services
  - c. Financial Services
    - 1. Financial Reports for October and November 2010 (Exhibit D)
  - d. Human Resources
  - e. Instructional Services
    - 1. School and District State Report Card ratings (Exhibit E)
  - f. Technology Services
10. Public participation\*

**NEW DESIGN AND CONSTRUCTION AGENDA**

**11. DISCUSSION**

- a. Irmo High School – front entrance of school, address the traffic flow pattern and athletic field house (Exhibit F)
- b. Dutch Fork High School – address the rear of the school and Health Science Center (Exhibit G)
- c. Chapin Elementary School – renovations of kitchen, address the theater lighting and replacement of HVAC and renovations of administration area (Exhibit H)
- d. Leaphart Elementary School – roof replacement (Exhibit I)

**12. ACTION**

- a. Approval to proceed with site adaptation for the new elementary school (Exhibit J)

**CONSENT AGENDA**

13. Approval of the minutes of the November 8, 2010 board meeting and the minutes of the special-called November 19, 2010 board meeting

14. Second reading of new board policy GCE "Professional Staff Recruitment" (Exhibit K)
15. Second reading of new Administrative Rule GCF-R "Professional Staff Hiring" (Exhibit L)
16. Second reading of new Administrative Rule GCK-R "Professional Staff Assignments and Transfers" (Exhibit M)

### **ACTION AGENDA**

17. Items considered in executive session
18. Any motions related to the Chapin High School's renovation project and the legal appeal

### **DISCUSSION AGENDA**

19. Timeline for 2011-2012 general fund budget (Exhibit N)
20. Adjourn

### **FOR YOUR INFORMATION**

21. The next regular scheduled board meeting will be on January 10, 2011 at Oak Pointe Elementary School.

\*The Board welcomes and encourages public participation and includes an opportunity during its meetings for the public to do so. We respectfully ask that you adhere to the procedures and the decorum provided in board policy BEDH "Public Participation at Meetings". We ask that you sign-up to speak before the meeting begins and that you provide us your name, address and topic of input. Your comments should be limited to three minutes. Questions asked during public participation and placed in writing will receive a written response in a timely manner. Comments, questions and opinions are appreciated but should always be presented in a manner that reflects the respect and dignity expected by our community. Personal attacks on members of the community, the Board, or the staff of the school system will not be allowed.



Minutes/ November 8, 2010

The Board of Trustees of School District Five of Lexington and Richland Counties met at Irmo Middle School with the following members present:

Mr. Robert Gantt, Chairman  
Mrs. Beth Hutchison-Watson, Vice Chairman  
Mrs. Ellen Baumgardner, Secretary  
Mrs. Jan Hammond  
Mr. Jim Turner  
Mrs. Kim Murphy  
Mr. Ed White  
Dr. Herbert Berg, District Superintendent

The following staff were in attendance:

Dr. Angela Bain, Chief Human Resource Services Officer  
Dr. Karl Fulmer, Chief Financial Services Officer  
Mr. Buddy Price, Director, Office of Community Services

The Board conducted the informal swearing-in of new board members.

Robert Gantt called the meeting to order and gave welcoming remarks.

Buddy Price gave the Invocation. Matthew Lassiter, an eighth grade student at Irmo Middle School, led the Pledge of Allegiance.

The Board conducted the ceremonial swearing-in of the new board members.

Robert Gantt and Beth Watson presented the School Board Spotlight.

During the superintendent's report, Dr. Berg presented some information regarding a student field trip; Buddy Price presented information on the receptions honoring Dr. Berg and Dr. Hefner; Karl Fulmer presented a report on the 45-day enrollment and Alan Grimsley, Derrick, Stubbs and Stitch, presented the 2009-10 Comprehensive Annual Financial Report (CAFR) (Exhibit C).

During the public participation, Mark Boone spoke regarding the C.O.R.E. Night; Patrick Cobb spoke regarding traffic concerns at Oak Pointe Elementary School.

---

A = Absent  
AB = Abstain  
N = No  
X = Yes

SCHOOL DISTRICT FIVE  
OF  
LEXINGTON AND RICHLAND COUNTIES

Meeting of November 8, 2010

		B A U M G A R D N E R	G A N T T	H A M M O N D	M U R P H Y	T U R N E R	W A T S O N	W H I T E
1.	M. Hammond                      S. Baumgardner  Enter executive session to consider the following: 2a) selected employment items (Exhibit A), 2b) contractual matter: property, and 2c) Audit report: management letter (Exhibit B)	X	X	X	X	X	X	X
2.	M. Watson                      S. Baumgardner  Approve the agenda	X	X	X	X	X	X	X
3.	Election of board officers  White nominated Gantt Chairman seconded by Watson  Baumgardner nominated Watson Vice Chairman seconded by White  Turner nominated Hammond Vice Chairman seconded by Murphy  Watson nominated Baumgardner Secretary seconded by White  Turner nominated Hammond Secretary seconded by Murphy	X  X  No  X  No	X  X  No  X  No	X  No  X  X	X  No  X  X	X  No  X  X	X  X  No  No	X  X  No  No
4.	M. Watson                      S. Turner  Table action on the new elementary school site adaptation (Exhibit D)	X	X	X	X	X	X	X
5.	M. Watson                      S. Hammond  Approve the minutes of the October 25, 2010 board meeting	X	X	X	AB	AB	X	X
6.	M. Baumgardner                      S. Hammond  Approve first reading of new board policy GCE "Professional Staff Recruitment" (Exhibit E)	X	X	X	X	X	X	X

A = Absent  
AB = Abstain  
N = No  
X = Yes

SCHOOL DISTRICT FIVE  
OF  
LEXINGTON AND RICHLAND COUNTIES

Meeting of November 8, 2010

		B A U M G A R D N E R	G A N T T	H A M M O N D	M U R P H Y	T U R N E R	W A T S O N	W H I T E
7.	M. Hammond	S. Baumgardner	X	X	X	X	X	X
Approve first reading of new Administrative Rule GCF-R "Professional Staff Hiring" (Exhibit F)								
8.	M. Hammond	S. Watson	X	X	X	X	A	X
Approve first reading of new Administrative Rule GCK-R "Professional Staff Assignments and Transfers" (Exhibit G)								
9.	M. Hammond	S. Watson	X	X	X	X	X	X
Approve the re-appointment to Richland County Board of Assessment Control (Exhibit H)								
10.	M. Watson	S. Baumgardner	X	X	X	X	X	X
Approve the selected employment items (Exhibit A)								
11.	M. Watson	S. Hammond	X	X	X	X	X	X
Accept the Audit report – management letter (Exhibit B)								
12.	M. Hammond	S. Baumgardner	X	X	X	X	X	X
Appointment of official voting delegates for the 2010 SCSBA Delegate Assembly as follows: Gantt 2 votes, Beth Watson 1 vote, Ellen Baumgardner 1 vote, Jim Turner 1 vote and Jan Hammond 1 vote (Exhibit I)								
11.	M. Watson	S. Baumgardner	X	X	X	X	X	X
Adjourn at 9:25 p.m.								

A = Absent  
AB = Abstain  
N = No  
X = Yes



Minutes/ November 19, 2010

The Board of Trustees of School District Five of Lexington and Richland Counties met at the District Administration Building with the following members present:

Mr. Robert Gantt, Chairman  
Mrs. Beth Hutchison-Watson, Vice Chairman  
Mrs. Ellen Baumgardner, Secretary  
Mrs. Jan Hammond  
Mrs. Kim Murphy  
Mr. Jim Turner  
Mr. Ed White

The following staff were in attendance:

Ms. Helen Anderson, Chief Instructional Services Officer  
Dr. Karl Fulmer, Chief Financial Services Officer  
Mr. Keith McAlister, Director, New Design and Construction  
Mr. Buddy Price, Director, Office of Community Services

The Board conducted a special-called meeting.

SCHOOL DISTRICT FIVE  
OF  
LEXINGTON AND RICHLAND COUNTIES

Meeting of November 19, 2010

		B A U M G A R D N E R	G A N T T	H A M M O N D	M U R P H Y	T U R N E R	W A T S O N	W H I T E
1.	M. Watson S. Baumgardner Approve the agenda	X	X	X	A	X	X	X
2.	M. White S. Baumgardner Limit discussion to one hour and adjourn the meeting by 8 a.m.	X	X	X	A	X	X	X
3.	M. Watson S. Hammond Authorize the administration to proceed with the Chapin High School renovation project	X	X	X	No	X	X	X
4.	M. Watson S. Baumgardner Adjourn at 8:10 a.m.	X	X	X	AB	X	X	X


A = Absent  
AB = Abstain  
N = No  
X = Yes





December 13, 2010

TO: Herbert M. Berg, Ed.D.  
Superintendent

FROM: Karl E. Fulmer, Ed.D.   
Chief Financial Services Officer

RE: Updated Estimated Cost of Kim Murphy's Lawsuit Delaying  
Renovations at Chapin High School

Combining all the costs referenced below, the lawsuit by Ms. Kim Murphy has cost the school district in excess of \$1.4 million.

As a result of the protest and subsequent lawsuit the costs associated with the delay of the Chapin High School renovation project continue to increase. A summary of those costs are as follows:

- The school district anticipates that construction costs will continue to increase. The initial delay in the Chapin High School renovations started when Ms. Murphy protested and then appealed the Water Quality Permit. DHEC cleared the project on May 24, 2010. Ms. Murphy subsequently filed her lawsuit further delaying the project. As of today, the resulting delay has increased construction costs by an estimated \$1,020,000.
- To date our retained professional staff estimates they have incurred extra costs due to expenses related to attending meetings and drafting alternative designs at the request of the Corp of Engineers during Ms. Murphy's administrative protest. That estimated amount is \$99,299.
- Attorney fees related to the protests and lawsuit continue to accumulate and currently total \$178,160.
- Architectural fees currently total \$97,270.
- To date, total staff time devoted to the wetlands litigation is approximately 342 hours or \$18,078.
- To date, fees for Tidewater Environmental Services total \$10,607.

Dr. Herbert M. Berg  
December 13, 2010  
Page 2

In addition, the project will require the issuance of approximately \$45,000,000 of 20-year General Obligation Bonds. Ms. Murphy's lawsuit will delay the issuance of these bonds, which places the district at risk for increases in interest rates and the potential sunset of the Build America Bonds Program (BAB), which has provided unprecedented subsidies to the district to offset bond interest expense. The district's financial advisors project that the sunset of the BAB program would result in a 100 basis point (1.0%) increase in borrowing costs to the district. A 1% increase in interest costs for \$45,000,000 in bonds would translate into an increase of payments of approximately \$4.5 million over the life of the bonds. The 1% increase would also increase the cost to carry the loan by approximately \$292,000 per year.

With these additional costs, and the expectation of further costs, it is almost certain the Chapin High School renovations project may exceed our budget and require some components of the project to be scaled back.



# OCTOBER 2010 REVENUE

**SCHOOL DISTRICT 5 LEXINGTON/RICHLAND CO**  
**REVENUE BUDGET REPORT BY ACCOUNT**  
**FY 2010-2011**  
**CURRENT PERIOD: 10/1/2010 TO 10/31/2010**

	FY 2010-2011 Original Budget	Current Month	Year to Date Revenue	Remaining Balance
<b>Revenue From Local Sources:</b>				
11100 Tax Levies	\$ 37,140,162.00	\$ (6,114.08)	\$ (21,276.05)	\$ 37,161,438.05
11120 Vehicle Taxes	\$ 8,700,309.00	\$ 359,732.43	\$ 1,129,217.04	\$ 7,571,091.96
11130 Current Tax Penalties	\$ 400,000.00	\$ 16,566.06	\$ 35,856.32	\$ 364,143.68
11400 Delinquent Taxes & Penalties	\$ 1,500,000.00	\$ 110,441.78	\$ 239,506.01	\$ 1,260,493.99
12800 Revenue in Lieu of Taxes	\$ 60,000.00	\$ -	\$ -	\$ 60,000.00
13100 Regular School Day Patron	\$ 6,000.00	\$ -	\$ 2,475.35	\$ 3,524.65
15100 Interest on Investments	\$ 200,000.00	\$ 1,813.12	\$ 19,110.45	\$ 180,889.55
17400 Student Fees	\$ 30,000.00	\$ 22,378.00	\$ 29,519.80	\$ 480.20
19100 Rentals	\$ 4,000.00	\$ 15,250.03	\$ 19,880.03	\$ (15,880.03)
19930 Insurance Settlements	\$ 1,200.00	\$ -	\$ -	\$ 1,200.00
19500 Refund of Prior Year Expenditures	\$ 10,000.00	\$ 213.61	\$ 1,178.84	\$ 8,821.16
19990 Other Local Revenue	\$ 24,000.00	\$ 5,063.33	\$ 6,268.17	\$ 17,731.83
Total Local Revenue	\$ 48,075,671.00	\$ 525,344.28	\$ 1,461,735.96	\$ 46,613,935.04
<b>Revenue From State Sources:</b>				
31290 Consolidated Funds	\$ -	\$ 46,705.76	\$ 140,117.28	\$ (140,117.28)
31600 School Bus Driver Salaries	\$ 603,586.00	\$ 44,811.56	\$ 236,991.33	\$ 366,594.67
31800 Fringe Benefits Contributions	\$ 12,084,768.00	\$ 1,038,891.48	\$ 4,192,453.17	\$ 7,892,314.83
31810 Retiree Insurance	\$ 2,205,577.00	\$ 232,778.47	\$ 838,350.22	\$ 1,367,226.78
33000 Education Finance Act	\$ 24,915,653.00	\$ 2,094,575.37	\$ 8,378,301.44	\$ 16,537,351.56
38100 Act 388 - One Cent Prop. Tax Relief	\$ 27,548,302.00	\$ 2,756,859.80	\$ 2,756,859.80	\$ 24,791,442.20
38100 Reimbursement For Prop. Tax Relief	\$ 10,580,071.00	\$ -	\$ -	\$ 10,580,071.00
38200 Homestead Exemption	\$ 1,758,200.00	\$ -	\$ -	\$ 1,758,200.00
38300 Merchant's Inventory Tax	\$ 213,955.00	\$ -	\$ 49,220.20	\$ 164,734.80
38400 Manufacturer's Depreciation Reimbursement	\$ 314,980.00	\$ -	\$ -	\$ 314,980.00
38900 Motor Carrier Revenue	\$ -	\$ 5,496.72	\$ 60,696.49	\$ (60,696.49)
39900 Other State Revenue	\$ 544,884.00	\$ -	\$ -	\$ 544,884.00
Total State Revenue	\$ 80,769,976.00	\$ 6,220,119.16	\$ 16,652,989.93	\$ 64,116,986.07
<b>Transfer From Other Funds</b>				
52800 Indirect Costs Transfer	\$ 600,000.00	\$ -	\$ 10,618.19	\$ 589,381.81
52300 Transfer from EIA	\$ 2,458,673.00	\$ -	\$ 408,813.42	\$ 2,049,859.58
Total Transfers	\$ 3,058,673.00	\$ -	\$ 419,431.61	\$ 2,639,241.39
Federal Stimulus Funds	\$ 3,385,270.00			
19999 Operational Balance	\$ 3,376,366.00	\$ -	\$ -	\$ 3,376,366.00
<b>Total</b>	<b>\$ 138,665,956.00</b>	<b>\$ 6,745,463.44</b>	<b>\$ 18,534,157.50</b>	<b>\$ 116,746,528.50</b>

**SCHOOL DIST 5 LEXINGTON/RICHLAND CO  
REVENUE BUDGET REPORT BY ACCOUNT  
FY 2010-2011  
CURRENT PERIOD: 10/01/2010 TO 10/31/2010**

<u>ACCOUNT</u>	<u>BUDGETED REVENUE</u>	<u>CURRENT REVENUE</u>	<u>YEAR TO DATE REVENUE</u>	<u>REMAINING BALANCE</u>
TOTAL LOCAL REVENUE				
LOCAL PROPERTY TAX REVENUE TOTALS				
100-001-110-0000-00 LEVIES - CUR. OPERATIONS - LEX. CO.	25,626,712.00	-6,114.08	-21,276.05	25,647,988.05
100-001-110-0001-00 LEX. CO. VEHICLE TAXES	4,524,161.00	359,732.43	1,129,217.04	3,394,943.96
100-001-110-0003-00 RICH. CO. CURRENT TAXES	11,513,450.00	0.00	0.00	11,513,450.00
100-001-110-0005-00 LEX. CO. DELINQUENT TAXES	855,000.00	110,441.78	239,506.01	615,493.99
100-001-110-0006-00 RICH. CO. DELINQUENT TAXES	645,000.00	0.00	0.00	645,000.00
100-001-110-0007-00 RICH. CO. VEHICLE TAXES	4,176,148.00	0.00	0.00	4,176,148.00
100-001-140-0000-00 PENALTIES/INTEREST - LEX. CO. TAXES	232,000.00	16,566.06	35,856.32	196,143.68
100-001-140-0001-00 PENALTIES/INTEREST - RICH. CO. TAX	168,000.00	0.00	0.00	168,000.00
LOCAL PROPERTY TAX REVENUE TOTALS	47,740,471.00	480,626.19	1,383,303.32	46,357,167.68
FEE IN LIEU OF TAXES TOTALS				
100-001-280-0000-00 FEE IN LIEU OF TAXES - LEX	60,000.00	0.00	0.00	60,000.00
FEE IN LIEU OF TAXES TOTALS	60,000.00	0.00	0.00	60,000.00
TUITION REVENUE TOTALS				
100-001-310-1000-00 INSTRUCTIONAL FEES - TAX DIFF	0.00	0.00	375.35	-375.35
100-001-350-0003-00 SUMMER SCHOOL TUITION - HIGH	6,000.00	0.00	2,100.00	3,900.00
TUITION REVENUE TOTALS	6,000.00	0.00	2,475.35	3,524.65
INTEREST INCOME TOTALS				
100-001-510-0000-00 INTEREST ON INVESTMENTS	200,000.00	1,813.12	19,110.45	180,889.55
INTEREST INCOME TOTALS	200,000.00	1,813.12	19,110.45	180,889.55
STUDENT FEES TOTALS				
100-001-740-0000-00 REVENUE - STUDENT FEES	30,000.00	0.00	0.00	30,000.00
STUDENT FEES TOTALS	30,000.00	0.00	0.00	30,000.00
OTHER LOCAL REVENUE TOTALS				
100-001-910-0000-00 RENTALS OF PROPERTIES	4,000.00	0.00	0.00	4,000.00
100-001-950-0000-00 REFUND ON PRIOR YEAR'S EXPENDITURES	10,000.00	0.00	243.97	9,756.03
100-001-950-0001-00 REFUND OF PRIOR YEAR - TEXTBOOKS	0.00	213.61	934.87	-934.87

**SCHOOL DIST 5 LEXINGTON/RICHLAND CO  
REVENUE BUDGET REPORT BY ACCOUNT  
FY 2010-2011  
CURRENT PERIOD: 10/01/2010 TO 10/31/2010**

<u>ACCOUNT</u>	<u>BUDGETED REVENUE</u>	<u>CURRENT REVENUE</u>	<u>YEAR TO DATE REVENUE</u>	<u>REMAINING BALANCE</u>
100-001-990-0000-00 MISC. LOCAL REVENUE	24,000.00	5,063.33	5,987.81	18,012.19
100-001-990-0008-00 MISC REVENUE-FACILITIES USAGE FEES	0.00	15,250.03	19,760.03	-19,760.03
100-001-990-0012-00 MISC REV - NSF PUPIL ACT	0.00	0.00	-55.00	55.00
100-001-993-0000-00 INSURANCE PROCEEDS	1,200.00	0.00	0.00	1,200.00
100-001-999-0000-00 ALLOC. OF BEGIN. FUND BALANCE	3,376,366.00	0.00	0.00	3,376,366.00
100-001-999-0003-00 MISC. REV - FACILITY USAGE FEE	0.00	0.00	120.00	-120.00
OTHER LOCAL REVENUE TOTALS	3,415,566.00	20,526.97	26,991.68	3,388,574.32
100-001 TOTAL LOCAL REVENUE	51,452,037.00	502,966.28	1,431,880.80	50,020,156.20
TOTAL STATE REVENUE				
STATE RESTRICTED GRANTS REV. TOTALS				
100-003-129-0000-00 CONSOLIDATED FUNDS	0.00	46,705.76	140,117.28	-140,117.28
100-003-160-0000-00 BUS DRIVERS SALARY	603,586.00	44,811.56	179,246.26	424,339.74
100-003-162-0000-00 BUS DRIVERS WORKERS COMP	0.00	0.00	57,745.07	-57,745.07
100-003-180-0000-00 FRINGE BENEFITS - EMPLOYER CONTRIB.	12,084,768.00	1,038,891.48	4,192,453.17	7,892,314.83
100-003-181-0000-00 RETIREE FRINGE - EMPLOYER CONTRIB.	2,205,577.00	232,778.47	838,350.22	1,367,226.78
STATE RESTRICTED GRANTS REV. TOTALS	14,893,931.00	1,363,187.27	5,407,912.00	9,486,019.00
STATE EDUC. FINAN. ACT REV. TOTALS				
100-003-310-0000-00 EFA REVENUE TOTALS	24,915,653.00	0.00	0.00	24,915,653.00
100-003-311-0000-00 EFA REVENUE - KINDERGARTEN	0.00	118,401.37	473,605.48	-473,605.48
100-003-312-0000-00 EFA REVENUE - PRIMARY	0.00	360,518.38	1,442,073.52	-1,442,073.52
100-003-313-0000-00 EFA REVENUE - ELEMENTARY	0.00	574,346.30	2,297,385.20	-2,297,385.20
100-003-314-0000-00 EFA REVENUE - SECONDARY	0.00	166,718.88	666,875.52	-666,875.52
100-003-315-0000-00 EFA REVENUE - T.M.H.	0.00	6,927.34	27,709.34	-27,709.34
100-003-316-0000-00 EFA REVENUE - SPEECH	0.00	192,909.35	771,637.40	-771,637.40
100-003-317-0000-00 EFA REVENUE - HOMEBOUND	0.00	5,010.16	20,040.64	-20,040.64
100-003-321-0000-00 EFA REVENUE - EMOTIONALLY HANDI.	0.00	22,391.19	89,564.76	-89,564.76

**SCHOOL DIST 5 LEXINGTON/RICHLAND CO**  
**REVENUE BUDGET REPORT BY ACCOUNT**  
**FY 2010-2011**  
**CURRENT PERIOD: 10/01/2010 TO 10/31/2010**

<u>ACCOUNT</u>	<u>BUDGETED REVENUE</u>	<u>CURRENT REVENUE</u>	<u>YEAR TO DATE REVENUE</u>	<u>REMAINING BALANCE</u>
100-003-322-0000-00 EFA REVENUE - E.M.H.	0.00	9,678.63	38,714.52	-38,714.52
100-003-323-0000-00 EFA REVENUE - L.D.	0.00	135,944.22	543,776.88	-543,776.88
100-003-324-0000-00 EFA REVENUE - HEARING HANDI.	0.00	6,393.40	25,573.60	-25,573.60
100-003-325-0000-00 EFA REVENUE - VISUALLY HANDI.	0.00	3,850.18	15,400.72	-15,400.72
100-003-326-0000-00 EFA REVENUE - ORTHOPEDICALLY HANDI.	0.00	3,964.71	15,858.84	-15,858.84
100-003-327-0000-00 EFA REVENUE - VOCATIONAL	0.00	457,442.66	1,829,770.62	-1,829,770.62
100-003-331-0000-00 EFA REVENUE - AUTISM	0.00	30,078.60	120,314.40	-120,314.40
STATE EDUC. FINAN. ACT REV. TOTALS	24,915,653.00	2,094,575.37	8,378,301.44	16,537,351.56
STATE REVENUE IN LIEU OF TAXES				
100-003-810-0000-00 PROPERTY TAX RELIEF REIMB. - LEX CO	6,611,007.00	0.00	0.00	6,611,007.00
100-003-810-0001-00 PROPERTY TAX RELIEF REIMB - RICH CO	3,969,064.00	0.00	0.00	3,969,064.00
100-003-820-0000-00 HOMESTEAD EXEMPTION - LEX. CO.	1,230,740.00	0.00	0.00	1,230,740.00
100-003-820-0001-00 HOMESTEAD EXEMPTION - RICH. CO.	527,460.00	0.00	0.00	527,460.00
100-003-825-0000-00 TIER III PROPERTY TAX RELIEF	27,548,302.00	2,756,859.80	2,756,859.80	24,791,442.20
100-003-830-0000-00 MERCHANTS INV TAX RELIEF - LEX. CO.	196,881.00	0.00	49,220.20	147,660.80
100-003-830-0001-00 MERCHANT INV TAX RELIEF - RICH. CO.	17,074.00	0.00	0.00	17,074.00
100-003-840-0000-00 MANUFACTURERS DEPR REIMB - LEX. CO.	311,830.00	0.00	0.00	311,830.00
100-003-840-0001-00 MANUFACTURERS DEPR REIMB - RICH CO.	3,150.00	0.00	0.00	3,150.00
100-003-890-0000-00 MOTOR CARRIER VEH TAX REIMB - LEX	0.00	5,496.72	60,696.49	-60,696.49
STATE REVENUE IN LIEU OF TAXES	40,415,508.00	2,762,356.52	2,866,776.49	37,548,731.51
OTHER STATE REVENUE TOTALS				
100-003-990-0000-00 OTHER STATE REVENUE	544,884.00	0.00	0.00	544,884.00
OTHER STATE REVENUE TOTALS	544,884.00	0.00	0.00	544,884.00
100-003 TOTAL STATE REVENUE	80,769,976.00	6,220,119.16	16,652,989.93	64,116,986.07
TOTAL OTHER SOURCES OF REVENUE				
TRANSFER FROM OTHER FUNDS TOTALS				

**SCHOOL DIST 5 LEXINGTON/RICHLAND CO  
REVENUE BUDGET REPORT BY ACCOUNT  
FY 2010-2011  
CURRENT PERIOD: 10/01/2010 TO 10/31/2010**

<u>ACCOUNT</u>	<u>BUDGETED REVENUE</u>	<u>CURRENT REVENUE</u>	<u>YEAR TO DATE REVENUE</u>	<u>REMAINING BALANCE</u>
100-005-230-0000-00 TRANSFER FROM EIA FUND	2,458,673.00	0.00	408,813.42	2,049,859.58
100-005-280-0000-00 TRANS FROM OTHER FUNDS - IND COST	600,000.00	0.00	10,618.19	589,381.81
TRANSFER FROM OTHER FUNDS TOTALS	3,058,673.00	0.00	419,431.61	2,639,241.39
OTHER SOURCES OF REVENUE				
100-005-300-0001-00 SALE OF FIXED ASSET	0.00	0.00	335.36	-335.36
OTHER SOURCES OF REVENUE	0.00	0.00	335.36	-335.36
100-005 TOTAL OTHER SOURCES OF REVENUE	3,058,673.00	0.00	419,766.97	2,638,906.03
	135,280,686.00	6,723,085.44	18,504,637.70	116,776,048.30
	135,280,686.00	6,723,085.44	18,504,637.70	116,776,048.30
Federal Stimulus Funds	3,385,270.00			
Total Revenue	138,665,956.00			

# **OCTOBER 2010 EXPENDITURES**

**SCHOOL DIST 5 LEXINGTON/RICHLAND CO  
EXPENDITURE BUDGET REPORT BY ACCOUNT  
FY 2010-2011  
CURRENT PERIOD: 10/01/2010 TO 10/31/2010**

<u>ACCOUNT</u>	<u>BUDGETED EXPENDITURE</u>	<u>CURRENT EXPENDITURE</u>	<u>YEAR TO DATE EXPENDITURE</u>	<u>ENCUMBRANCE</u>	<u>REMAINING BALANCE</u>
<b>KINDERGARTEN TOTALS</b>					
KINDERGARTEN SALARIES	4,088,776.09	361,665.61	890,060.07	0.00	3,198,716.02
KINDERGARTEN EMPLOYEE BENEFITS	1,402,561.44	115,116.09	305,423.28	0.00	1,097,138.16
KINDERGARTEN PURCHASED SERVICES	750.00	70.00	153.00	0.00	597.00
KINDERGARTEN SUPPLIES & MATERIALS	62,077.00	4,207.24	19,779.76	2,430.72	39,866.52
100-111 KINDERGARTEN TOTALS	5,554,164.53	481,058.94	1,215,416.11	2,430.72	4,336,317.70
<b>PRIMARY TOTALS</b>					
PRIMARY SALARIES	12,014,323.22	965,492.49	2,382,238.53	0.00	9,632,084.69
PRIMARY EMPLOYEE BENEFITS	4,422,712.54	286,514.08	752,756.36	0.00	3,669,956.18
PRIMARY PURCHASED SERVICES	3,171.00	1,211.00	1,436.00	0.00	1,735.00
PRIMARY SUPPLIES & MATERIALS	183,221.84	23,057.59	84,908.06	13,093.70	85,220.08
100-112 PRIMARY TOTALS	16,623,428.60	1,276,275.16	3,221,338.95	13,093.70	13,388,995.95
<b>ELEMENTARY TOTALS</b>					
ELEMENTARY SALARIES	19,258,006.23	1,616,633.98	4,022,130.59	0.00	15,235,875.64
ELEMENTARY EMPLOYEE BENEFITS	6,024,604.58	485,841.20	1,284,375.99	0.00	4,740,228.59
ELEMENTARY PURCHASED SERVICES	6,425.00	455.00	13,627.00	0.00	-7,202.00
ELEMENTARY SUPPLIES & MATERIALS	320,097.84	20,922.78	113,550.91	29,757.23	176,789.70
100-113 ELEMENTARY TOTALS	25,609,133.65	2,123,852.96	5,433,684.49	29,757.23	20,145,691.93
<b>SECONDARY TOTALS</b>					
SECONDARY SALARIES	13,751,271.20	1,157,329.44	2,955,554.95	0.00	10,795,716.25
SECONDARY EMPLOYEE BENEFITS	4,280,201.50	335,523.95	900,140.86	0.00	3,380,060.64
SECONDARY PURCHASED SERVICES	140,700.00	1,171.31	6,533.37	837.34	133,329.29
SECONDARY SUPPLIES & MATERIALS	405,154.96	32,627.95	95,178.74	25,004.60	284,971.62
SECONDARY OTHER OBJECTS	8,065.00	0.00	0.00	0.00	8,065.00
100-114 SECONDARY TOTALS	18,585,392.66	1,526,652.65	3,957,407.92	25,841.94	14,602,142.80
<b>VOCATIONAL TOTALS</b>					
VOCATIONAL SALARIES	1,862,842.00	167,070.10	429,670.39	0.00	1,433,171.61
VOCATIONAL EMPLOYEE BENEFITS	572,290.74	49,798.18	134,439.58	0.00	437,851.16
VOCATIONAL PURCHASED SERVICES	787.16	449.40	787.16	0.00	0.00
VOCATIONAL SUPPLIES & MATERIALS	53,623.84	2,548.78	7,820.75	3,530.27	42,272.82
100-115 VOCATIONAL TOTALS	2,489,543.74	219,866.46	572,717.88	3,530.27	1,913,295.59
<b>DRIVER EDUCATION TOTALS</b>					
DRIVER EDUCATION SALARIES	113,874.50	3,973.18	11,182.86	0.00	102,691.64
DRIVER EDUCATION EMPLOYEE BENEFITS	30,780.86	992.51	2,835.58	0.00	27,945.28
DRIVER ED. SUPPLIES & MATERIALS	725.00	0.00	0.00	0.00	725.00
100-117 DRIVER EDUCATION TOTALS	145,380.36	4,965.69	14,018.44	0.00	131,361.92
<b>EDUC. MENT. HANDI. TOTALS</b>					
EDUC. MENT. HANDI. SALARIES	492,200.80	41,042.57	102,164.97	0.00	390,035.83
EDUC. MENT. HANI. EMPLOYEE BENEFITS	163,651.03	12,193.27	32,115.49	0.00	131,535.54
EDUC. MENT. HANDI. SUPPLIES	1,600.00	19.56	513.36	0.00	1,086.64
100-121 EDUC. MENT. HANDI. TOTALS	657,451.83	53,255.40	134,793.82	0.00	522,658.01
<b>TRAIN. MENT. HANDI. TOTALS</b>					
T. M. H. SALARIES	598,776.60	48,312.60	118,821.99	0.00	479,954.61
T. M. H. EMPLOYEE BENEFITS	203,096.21	15,206.63	40,277.88	0.00	162,818.33

**SCHOOL DIST 5 LEXINGTON/RICHLAND CO  
EXPENDITURE BUDGET REPORT BY ACCOUNT  
FY 2010-2011**

**CURRENT PERIOD: 10/01/2010 TO 10/31/2010**

<u>ACCOUNT</u>	<u>BUDGETED EXPENDITURE</u>	<u>CURRENT EXPENDITURE</u>	<u>YEAR TO DATE EXPENDITURE</u>	<u>ENCUMBRANCE</u>	<u>REMAINING BALANCE</u>
T. M. H. SUPPLIES & MATERIALS	1,150.00	583.51	651.17	0.00	498.83
100-122 TRAIN. MENT. HANDI. TOTALS	803,022.81	64,102.74	159,751.04	0.00	643,271.77
ORTHO. HANDI. TOTALS					
ORTHO. HANDI. SALARIES	294,492.18	21,912.99	55,189.89	0.00	239,302.29
ORTHO. HANDI. EMPLOYEE BENEFITS	103,395.29	7,471.77	20,309.24	0.00	83,086.05
ORTHO. HANDI. SUPPLIES	828.00	35.30	407.90	140.00	280.10
100-123 ORTHO. HANDI. TOTALS	398,715.47	29,420.06	75,907.03	140.00	322,668.44
VISUALLY HANDI. TOTALS					
VISUALLY HANDI. SALARIES	88,663.50	5,637.64	14,094.10	0.00	74,569.40
VISUALLY HANDI. EMPLOYEE BENEFITS	26,149.21	1,456.17	3,764.69	0.00	22,384.52
VISUALLY HANDI. SUPPLIES	165.00	0.00	0.00	96.25	68.75
100-124 VISUALLY HANDI. TOTALS	114,977.71	7,093.81	17,858.79	96.25	97,022.67
HEARING HANDI. TOTALS					
HEARING HANDI. SALARIES	190,308.00	14,492.28	36,230.70	0.00	154,077.30
HEARING HANDI. EMPLOYEE BENEFITS	57,517.19	4,484.38	11,929.22	0.00	45,587.97
HEARING HANDI. SUPPLIES	310.00	0.00	0.00	0.00	310.00
100-125 HEARING HANDI. TOTALS	248,135.19	18,976.66	48,159.92	0.00	199,975.27
SPEECH HANDI. TOTALS					
SPEECH HANDI. SALARIES	961,636.40	84,815.56	212,407.85	0.00	749,228.55
SPEECH HANDI. EMPLOYEE BENEFITS	291,702.29	25,219.72	66,252.14	0.00	225,450.15
SPEECH HANDI. PURCHASED SERVICES	0.00	17,102.00	26,612.00	34,443.50	-61,055.50
SPEECH HANDI. SUPPLIES	4,431.00	956.35	2,042.65	0.00	2,388.35
100-126 SPEECH HANDI. TOTALS	1,257,769.69	128,093.63	307,314.64	34,443.50	916,011.55
LEARN. DISAB. HANDI. TOTALS					
LEARN. DISAB. SALARIES	3,615,185.38	310,197.69	781,456.01	0.00	2,833,729.37
LEARN. DISAB. EMPLOYEE BENEFITS	1,124,700.93	91,106.96	240,827.69	0.00	883,873.24
LEARN. DISAB. PURCHASED SERVICES	750.00	0.00	0.00	0.00	750.00
LEARN. DISAB. SUPPLIES	14,377.29	2,912.31	6,466.92	902.58	7,007.79
100-127 LEARN. DISAB. HANDI. TOTALS	4,755,013.60	404,216.96	1,028,750.62	902.58	3,725,360.40
EMOTIONALLY HANDI. TOTALS					
EMOTION. HANDI. SALARIES	741,844.60	62,745.93	156,588.85	0.00	585,255.75
EMOTION. HANDI. EMPLOYEE BENEFITS	259,886.57	20,364.58	55,823.86	0.00	204,062.71
EMOTION. HANDI. SUPPLIES	2,156.00	471.70	712.37	67.05	1,376.58
100-128 EMOTIONALLY HANDI. TOTALS	1,003,887.17	83,582.21	213,125.08	67.05	790,695.04
HOMEBOUND TOTALS					
HOMEBOUND SALARIES	6,083.00	471.68	1,211.74	0.00	4,871.26
HOMEBOUND EMPLOYEE BENEFITS	1,290.21	101.42	260.33	0.00	1,029.88
100-129 HOMEBOUND TOTALS	7,373.21	573.10	1,472.07	0.00	5,901.14
PRESCHOOL HANDICAPPED ITINERANT					
PRESCHOOL HANDC'D ITINERANT SALARIE	10,557.25	875.14	2,187.85	0.00	8,369.40
PRESCHOOL HANDC'D ITINERANT BENEFIT	3,349.88	289.32	775.50	0.00	2,574.38
100-136 PRESCHOOL HANDICAPPED ITINERANT	13,907.13	1,164.46	2,963.35	0.00	10,943.78
PRESCHOOL TOTALS					
PRESCHOOL SALARIES	735,336.65	63,272.99	155,164.74	0.00	580,171.91
PRESCHOOL EMPLOYEE BENEFITS	261,560.97	21,785.85	58,360.56	0.00	203,200.41

**SCHOOL DIST 5 LEXINGTON/RICHLAND CO  
EXPENDITURE BUDGET REPORT BY ACCOUNT  
FY 2010-2011**

**CURRENT PERIOD: 10/01/2010 TO 10/31/2010**

<u>ACCOUNT</u>	<u>BUDGETED EXPENDITURE</u>	<u>CURRENT EXPENDITURE</u>	<u>YEAR TO DATE EXPENDITURE</u>	<u>ENCUMBRANCE</u>	<u>REMAINING BALANCE</u>
100-137 PRESCHOOL TOTALS	996,897.62	85,058.84	213,525.30	0.00	783,372.32
PRESCHOOL HANDC'D HOMEBASED					
PRESCHOOL HANDC'D HOMEBASED SALARI	7,772.80	644.32	1,610.80	0.00	6,162.00
PRESCHOOL HANDC'D HOMEBASED BENEFI	2,528.63	210.02	561.80	0.00	1,966.83
100-138 PRESCHOOL HANDC'D HOMEBASED	10,301.43	854.34	2,172.60	0.00	8,128.83
FOUR-YEAR OLD KINDERGARTEN TOTALS					
4 YR KINDERGARTEN SALARIES	505,286.44	43,467.39	106,888.54	0.00	398,397.90
4 YR KINDERGARTEN BENEFITS	168,537.87	13,994.19	37,179.75	0.00	131,358.12
4 YR KINDERGARTEN PURCH SERVICES	1,570.00	0.00	891.30	0.00	678.70
4 YR KINDERGARTEN SUPPLIES	100.00	0.00	100.00	0.00	0.00
100-139 FOUR-YEAR OLD KINDERGARTEN TOTA	675,494.31	57,461.58	145,059.59	0.00	530,434.72
ACADEMIC. GIFTED TOTALS					
ACADEMICALLY GIFTED SALARIES	193,809.68	35,777.30	82,229.80	0.00	111,579.88
ACADEMIC GIFTED EMPLOYEE BENEFITS	55,393.59	10,258.12	25,405.71	0.00	29,987.88
100-141 ACADEMIC. GIFTED TOTALS	249,203.27	46,035.42	107,635.51	0.00	141,567.76
ADVANCED PLACEMENT TOTALS					
ADVANCED PLACEMENT SALARIES	779,089.89	54,721.26	136,690.16	0.00	642,399.73
ADVANCED PLACEMENT BENEFITS	227,253.80	15,861.69	41,752.87	0.00	185,500.93
100-143 ADVANCED PLACEMENT TOTALS	1,006,343.69	70,582.95	178,443.03	0.00	827,900.66
HOMEBOUND TOTALS					
HOMEBOUND SALARIES	0.00	6,811.15	14,992.40	0.00	-14,992.40
HOMEBOUND BENEFITS	0.00	1,459.84	3,131.89	0.00	-3,131.89
HOMEBOUND PURCHAS. SERV.	13,300.00	250.00	750.00	0.00	12,550.00
100-145 HOMEBOUND TOTALS	13,300.00	8,520.99	18,874.29	0.00	-5,574.29
ARTISTIC. GIFTED TOTALS					
ARTISTICALLY GIFTED SALARIES	3,529.58	143.48	373.22	0.00	3,156.36
ARTISTIC GIFTED EMPLOYEE BENEFITS	840.90	38.41	103.00	0.00	737.90
100-148 ARTISTIC. GIFTED TOTALS	4,370.48	181.89	476.22	0.00	3,894.26
OTHER SPECIAL PROG. TOTALS					
OTHER SPECIAL PROGRAMS SALARIES	1,011,273.06	44,688.48	167,386.14	0.00	843,886.92
OTHER SPEC. PROG. EMPLOYEE BENEFITS	256,258.61	12,573.07	40,365.54	0.00	215,893.07
OTHER SPECIAL PROG. SUPPLIES	2,900.00	2,200.00	2,200.00	0.00	700.00
100-149 OTHER SPECIAL PROG. TOTALS	1,270,431.67	59,461.55	209,951.68	0.00	1,060,479.99
AUTISM TOTALS					
AUTISM SALARIES	789,949.08	67,435.11	165,500.29	0.00	624,448.79
AUTISM BENEFITS	283,837.71	21,427.31	57,500.18	0.00	226,337.53
AUTISM SUPPLIES	3,076.00	69.58	1,048.92	261.10	1,765.98
100-161 AUTISM TOTALS	1,076,862.79	88,932.00	224,049.39	261.10	852,552.30
SECONDARY SUMMER SCHOOL TOTALS					
SEC. SUM. SCH. SALARIES	0.00	0.00	19,305.00	0.00	-19,305.00
SEC. SUM. SCH. EMPLOYEE BENEFITS	0.00	0.00	4,133.17	0.00	-4,133.17
100-173 SECONDARY SUMMER SCHOOL TOTALS	0.00	0.00	23,438.17	0.00	-23,438.17
ADULT ED. BASIC TOTALS					
ADULT ED. BASIC SALARIES	163,963.00	12,391.26	43,052.24	0.00	120,910.76
ADULT ED. BASIC EMPLOYEE BENEFITS	47,219.96	3,864.37	13,417.51	0.00	33,802.45

**SCHOOL DIST 5 LEXINGTON/RICHLAND CO**  
**EXPENDITURE BUDGET REPORT BY ACCOUNT**  
**FY 2010-2011**  
**CURRENT PERIOD: 10/01/2010 TO 10/31/2010**

<u>ACCOUNT</u>	<u>BUDGETED</u> <u>EXPENDITURE</u>	<u>CURRENT</u> <u>EXPENDITURE</u>	<u>YEAR TO DATE</u> <u>EXPENDITURE</u>	<u>ENCUMBRANCE</u>	<u>REMAINING</u> <u>BALANCE</u>
ADULT ED. BASIC PURCHASED SERVICES	2,000.00	229.35	246.35	0.00	1,753.65
100-181 ADULT ED. BASIC TOTALS	213,182.96	16,484.98	56,716.10	0.00	156,466.86
ADULT ED. SECOND. TOTALS	500.00	240.00	240.00	0.00	260.00
	10,660.00	516.15	2,371.97	1,881.89	6,406.14
100-182 ADULT ED. SECOND. TOTALS	11,160.00	756.15	2,611.97	1,881.89	6,666.14
PUPIL ACTIVITY TOTALS					
PUPIL ACTIVITY SALARIES	369,845.15	30,053.21	76,622.56	0.00	293,222.59
PUPIL ACTIVITY BENEFITS	80,267.14	6,263.74	16,330.95	0.00	63,936.19
PUPIL ACTIVITY OTHER	31,525.00	0.00	6,769.58	0.00	24,755.42
100-190 PUPIL ACTIVITY TOTALS	481,637.29	36,316.95	99,723.09	0.00	381,914.20
ATTENDANCE TOTALS					
ATTENDANCE SALARIES	799,850.25	66,114.96	195,837.94	0.00	604,012.31
ATTENDANCE EMPLOYEE BENEFITS	279,333.13	23,200.54	69,962.20	0.00	209,370.93
ATTENDANCE PURCHASED SERVICES	18,455.00	367.95	854.92	0.00	17,600.08
ATTENDANCE SUPPLIES	9,650.00	229.15	1,820.65	419.25	7,410.10
100-211 ATTENDANCE TOTALS	1,107,288.38	89,912.60	268,475.71	419.25	838,393.42
GUIDANCE TOTALS					
GUIDANCE SALARIES	2,846,157.11	234,074.25	689,252.13	0.00	2,156,904.98
GUIDANCE EMPLOYEE BENEFITS	829,751.63	68,886.78	207,199.04	0.00	622,552.59
GUIDANCE PURCHASED SERVICES	2,236.00	269.00	329.00	0.00	1,907.00
GUIDANCE SUPPLIES	24,927.00	951.44	3,192.19	3,040.33	18,694.48
100-212 GUIDANCE TOTALS	3,703,071.74	304,181.47	899,972.36	3,040.33	2,800,059.05
NURSES TOTALS					
NURSES SALARIES	1,164,749.90	99,596.12	243,875.68	0.00	920,874.22
NURSES EMPLOYEE BENEFITS	335,171.64	27,884.04	72,242.77	0.00	262,928.87
NURSES PURCHASED SERVICES	975.00	100.00	100.00	50.00	825.00
NURSES SUPPLIES	22,654.00	2,142.97	6,796.93	1,131.34	14,725.73
100-213 NURSES TOTALS	1,523,550.54	129,723.13	323,015.38	1,181.34	1,199,353.82
PSYCHOLOGICAL TOTALS					
PSYCHOLOGICAL SALARIES	1,020,360.50	84,214.10	252,642.30	0.00	767,718.20
PSYCHOLOGICAL EMPLOYEE BENEFITS	268,477.77	22,321.99	66,969.10	0.00	201,508.67
PSYCHOLOGICAL PURCHASED SERVICES	6,000.00	1,181.67	1,823.17	0.00	4,176.83
PSYCHOLOGICAL SUPPLIES	6,562.00	1,031.07	1,087.37	0.00	5,474.63
100-214 PSYCHOLOGICAL TOTALS	1,301,400.27	108,748.83	322,521.94	0.00	978,878.33
CAREER DEVELOPMENT FACILITATOR					
CAREER DEV. FAC. SALARIES	160,782.85	13,006.38	32,998.44	0.00	127,784.41
CAREER DEV. FAC. BENEFITS	51,966.15	4,094.27	11,030.70	0.00	40,935.45
CAREER DEV. FAC. SUPPLIES	1,800.00	0.00	0.00	0.00	1,800.00
100-217 CAREER DEVELOPMENT FACILITATOR	214,549.00	17,100.65	44,029.14	0.00	170,519.86
IMPROV. OF INSTRUCT. TOTALS					
IMPROVEMENT OF INSTRUCT. SALARIES	3,521,592.73	255,460.59	892,797.04	0.00	2,628,795.69
IMPROV. OF INSTR. EMPLOYEE BENEFITS	938,579.92	69,293.53	242,892.57	0.00	695,687.35
IMPROV. OF INSTR. PURCHASED SERV.	195,810.00	19,633.48	20,119.64	42,686.80	133,003.56
IMPROV. OF INSTR. SUPPLIES	344,934.00	8,028.63	123,749.78	53,014.17	168,170.05

**SCHOOL DIST 5 LEXINGTON/RICHLAND CO  
EXPENDITURE BUDGET REPORT BY ACCOUNT  
FY 2010-2011  
CURRENT PERIOD: 10/01/2010 TO 10/31/2010**

<u>ACCOUNT</u>	<u>BUDGETED EXPENDITURE</u>	<u>CURRENT EXPENDITURE</u>	<u>YEAR TO DATE EXPENDITURE</u>	<u>ENCUMBRANCE</u>	<u>REMAINING BALANCE</u>
IMPROV. OF INSTR. OTHER OBJECTS	2,250.00	0.00	699.00	300.00	1,251.00
100-221 IMPROV. OF INSTRUCT. TOTALS	5,003,166.65	352,416.23	1,280,258.03	96,000.97	3,626,907.65
EDUCA. MEDIA TOTALS					
EDUCATIONAL MEDIA SALARIES	1,848,077.00	157,947.98	392,293.98	0.00	1,455,783.02
EDUCA. MEDIA EMPLOYEE BENEFITS	574,231.90	47,268.26	124,612.08	0.00	449,619.82
EDUC. MEDIA PURCHASED SERVICES	1,380.00	0.00	0.00	0.00	1,380.00
EDUC. MEDIA SUPPLIES	362,322.00	42,449.05	80,072.49	73,430.33	208,819.18
100-222 EDUCA. MEDIA TOTALS	2,786,010.90	247,665.29	596,978.55	73,430.33	2,115,602.02
SUPERVISION OF SPEC. PROG. TOTALS					
SUPERVISION OF SPEC. PROG. SALARIES	652,109.10	52,038.76	198,485.18	0.00	453,623.92
SUPV. OF SPEC. PROG. EMPL. BENEFITS	182,116.84	13,079.59	50,135.31	0.00	131,981.53
SUPV. OF SPEC. PROG. PURCH. SERV.	2,825.00	0.00	0.00	0.00	2,825.00
SUPV. OF SPEC. PROG. SUPPLIES	4,550.00	0.00	0.00	0.00	4,550.00
100-223 SUPERVISION OF SPEC. PROG. TOTALS	841,600.94	65,118.35	248,620.49	0.00	592,980.45
INSTRUC. STAFF DEV. TOTALS					
INSTRUC. STAFF DEV. SALARIES	100.00	100.00	4,420.00	0.00	-4,320.00
INSTRUC. STAFF DEV. BENEFITS	21.61	63.95	994.08	0.00	-972.47
INSTRUC. STAFF DEV. PURCH. SERVICES	85,913.39	7,208.02	24,059.05	3,119.06	58,735.28
INSTRUC. STAFF DEV. SUPPLIES	4,491.00	6.00	2,077.71	1,427.92	985.37
100-224 INSTRUC. STAFF DEV. TOTALS	90,526.00	7,377.97	31,550.84	4,546.98	54,428.18
BOARD OF EDUC. TOTALS					
BOARD OF EDUCATION SALARIES	36,250.00	2,187.50	8,750.00	0.00	27,500.00
BOARD OF ED. EMPLOYEE BENEFITS	7,638.39	348.30	1,393.20	0.00	6,245.19
BOARD OF ED. PURCHASED SERVICES	238,875.00	120,000.40	150,361.54	0.00	88,513.46
BOARD OF ED. OTHER OBJECTS	206,680.00	13,749.50	135,800.54	0.00	70,879.46
100-231 BOARD OF EDUC. TOTALS	489,443.39	136,285.70	296,305.28	0.00	193,138.11
OFF. OF SUPERINTENDENT TOTALS					
OFF. OF SUPERINTENDENT SALARIES	259,186.00	24,979.00	91,380.58	0.00	167,805.42
OFF. OF SUPT. EMPLOYEE BENEFITS	76,375.73	6,469.59	24,631.43	0.00	51,744.30
OFF. OF SUPT. PURCHASED SERVICES	12,000.00	503.30	2,620.30	0.00	9,379.70
OFF. OF SUPT. SUPPLIES	10,470.00	824.15	1,449.54	14.40	9,006.06
OFF. OF SUPT. OTHER OBJECTS	6,100.00	311.23	311.23	0.00	5,788.77
100-232 OFF. OF SUPERINTENDENT TOTALS	364,131.73	33,087.27	120,393.08	14.40	243,724.25
SCHOOL ADMINISTRATION TOTALS					
SCHOOL ADMINISTRATION SALARIES	6,983,534.47	604,177.91	2,136,985.95	0.00	4,846,548.52
SCH. ADMIN. EMPLOYEE BENEFITS	2,073,900.77	174,049.13	615,460.60	0.00	1,458,440.17
SCH. ADMIN. PURCHASED SERVICES	196,990.50	13,630.76	62,301.60	48,941.28	85,747.62
SCH. ADMIN. SUPPLIES	201,115.00	10,083.35	68,568.47	8,065.46	124,481.07
SCH. ADMIN. CAPITAL OUTLAY	10,108.00	60.97	2,077.27	0.00	8,030.73
SCH. ADMIN. OTHER OBJECTS	51,851.50	229.44	23,317.20	2,734.00	25,800.30
100-233 SCHOOL ADMINISTRATION TOTALS	9,517,500.24	802,231.56	2,908,711.09	59,740.74	6,549,048.41
STUDENT TRANSPORTATION TOTALS					
STUDENT TRANSPORTATION SALARIES	2,298.00	220.14	307.28	0.00	1,990.72
STUDENT TRANSPORTATION BENEFITS	0.00	54.50	76.22	0.00	-76.22
	2,345.00	0.00	0.00	0.00	2,345.00

**SCHOOL DIST 5 LEXINGTON/RICHLAND CO**  
**EXPENDITURE BUDGET REPORT BY ACCOUNT**  
**FY 2010-2011**  
**CURRENT PERIOD: 10/01/2010 TO 10/31/2010**

<u>ACCOUNT</u>	<u>BUDGETED</u> <u>EXPENDITURE</u>	<u>CURRENT</u> <u>EXPENDITURE</u>	<u>YEAR TO DATE</u> <u>EXPENDITURE</u>	<u>ENCUMBRANCE</u>	<u>REMAINING</u> <u>BALANCE</u>
100-251 STUDENT TRANSPORTATION TOTALS	4,643.00	274.64	383.50	0.00	4,259.50
FISCAL SERVICES TOTALS					
FISCAL SERVICES SALARIES	745,751.00	64,975.32	259,901.28	0.00	485,849.72
FISCAL SERV. EMPLOYEE BENEFITS	234,748.80	18,724.11	75,527.10	0.00	159,221.70
FISCAL SERVICES PURCHASED SERVICES	55,000.00	2,169.54	4,849.77	4,286.90	45,863.33
FISCAL SERVICES SUPPLIES	65,250.00	748.17	14,848.12	1,143.38	49,258.50
FISCAL SERVICES CAPITAL OUTLAY	6,250.00	0.00	0.00	0.00	6,250.00
FISCAL SERVICES OTHER OBJECTS	4,500.00	0.00	840.00	0.00	3,660.00
100-252 FISCAL SERVICES TOTALS	1,111,499.80	86,617.14	355,966.27	5,430.28	750,103.25
OPER. & MAINT. TOTALS					
OPERATION & MAINT. SALARIES	5,633,794.70	485,970.85	1,908,163.48	0.00	3,725,631.22
OPER. & MAINT. EMPLOYEE BENEFITS	2,053,753.30	167,872.80	663,228.55	0.00	1,390,524.75
OPER. & MAINT. PURCHASED SERVICES	2,764,289.00	319,113.74	878,978.89	626,585.48	1,258,724.63
OPER. & MAINT. SUPPLIES	3,917,262.00	375,914.44	649,305.63	75,130.15	3,192,826.22
OPER. & MAINT. OTHER OBJECTS	35,310.00	7,627.58	16,331.45	0.00	18,978.55
100-254 OPER. & MAINT. TOTALS	14,404,409.00	1,356,499.41	4,116,008.00	701,715.63	9,586,685.37
PUPIL TRANSPORTATION TOTALS					
PUPIL TRANSPORTATION SALARIES	2,840,554.91	236,043.48	712,910.78	0.00	2,127,644.13
PUPIL TRANSP. EMPLOYEE BENEFITS	996,580.38	60,089.40	183,402.17	0.00	813,178.21
PUPIL TRANSP. PURCHASED SERVICES	205,150.00	5,973.24	20,987.68	21,240.00	162,922.32
PUPIL TRANSP. SUPPLIES	52,535.00	1,208.74	24,303.33	6,505.74	21,725.93
PUPIL TRANSP. OTHER OBJECTS	450.00	114.00	114.00	0.00	336.00
100-255 PUPIL TRANSPORTATION TOTALS	4,095,270.29	303,428.86	941,717.96	27,745.74	3,125,806.59
INTERNAL SERVICES TOTALS					
INTERNAL SERVICES SALARIES	359,557.62	29,611.70	121,411.16	0.00	238,146.46
INTERNAL SERV. EMPLOYEE BENEFITS	110,712.76	9,030.43	36,366.85	0.00	74,345.91
INTERNAL SERV. PURCHASED SERVICES	691,890.00	39,941.89	153,847.48	118,323.16	419,719.36
INTERNAL SERV. SUPPLIES	45,930.00	-10,724.98	-8,413.33	3,218.54	51,124.79
100-257 INTERNAL SERVICES TOTALS	1,208,090.38	67,859.04	303,212.16	121,541.70	783,336.52
SECURITY TOTALS					
SECURITY SALARIES	69,523.00	5,769.44	23,077.76	0.00	46,445.24
SECURITY BENEFITS	18,059.86	1,760.38	7,038.53	0.00	11,021.33
SECURITY PURCHASED SERVICES	576,121.00	4,865.65	20,873.70	6,291.60	548,955.70
100-258 SECURITY TOTALS	663,703.86	12,395.47	50,989.99	6,291.60	606,422.27
PUBIC RELATIONS DEPT. TOTALS					
INFORMATION SERVICES SALARIES	210,918.00	18,172.02	72,290.58	0.00	138,627.42
INFORMATION SERV. EMPLOYEE SERVICES	55,784.33	4,669.94	18,614.81	0.00	37,169.52
INFORMATION SERV. PURCHASED SERV.	59,997.00	114.95	11,493.09	3,000.00	45,503.91
INFORMATION SERV. SUPPLIES	33,462.00	1,467.19	9,820.56	2,915.51	20,725.93
INFORMATION SERV. OTHER OBJECTS	13,835.00	511.36	1,426.19	0.00	12,408.81
100-263 PUBIC RELATIONS DEPT. TOTALS	373,996.33	24,935.46	113,645.23	5,915.51	254,435.59
PERSONNEL DEPT. TOTALS					
STAFF SERVICES SALARIES	536,765.68	44,062.06	177,449.60	0.00	359,316.08
STAFF SERVICES EMPLOYEE BENEFITS	162,489.23	12,469.21	69,825.57	0.00	92,663.66
STAFF SERVICES PURCHASED SERVICES	64,650.00	374.00	7,228.69	23,091.50	34,329.81

**SCHOOL DIST 5 LEXINGTON/RICHLAND CO  
EXPENDITURE BUDGET REPORT BY ACCOUNT  
FY 2010-2011**

**CURRENT PERIOD: 10/01/2010 TO 10/31/2010**

<u>ACCOUNT</u>	<u>BUDGETED EXPENDITURE</u>	<u>CURRENT EXPENDITURE</u>	<u>YEAR TO DATE EXPENDITURE</u>	<u>ENCUMBRANCE</u>	<u>REMAINING BALANCE</u>
STAFF SERVICES SUPPLIES	53,324.00	1,703.59	34,427.42	0.00	18,896.58
STAFF SERVICES OTHER OBJECTS	825.00	0.00	825.00	0.00	0.00
100-264 PERSONNEL DEPT. TOTALS	818,053.91	58,608.86	289,756.28	23,091.50	505,206.13
DATA PROCESSING TOTALS					
DATA PROCESSING SERVICES SALARIES	1,333,092.37	100,572.84	363,378.22	0.00	969,714.15
DATA PROCESS. EMPLOYEE BENEFITS	382,979.29	29,320.82	105,680.79	0.00	277,298.50
DATA PROCESS. PURCHASED SERVICES	177,489.82	12,468.14	40,053.50	32,527.42	104,908.90
TECHNOLOGY SERVICES - SUPPLIES	12,350.00	52.59	310.12	1.80	12,038.08
100-266 DATA PROCESSING TOTALS	1,905,911.48	142,414.39	509,422.63	32,529.22	1,363,959.63
PUPIL SERVICES TOTALS					
PUPIL SERVICES SALARIES	1,239,609.27	132,968.51	366,978.15	0.00	872,631.12
PUPIL SERVICE EMPLOYEE BENEFITS	295,552.04	28,178.60	85,730.62	0.00	209,821.42
PUPIL SERVICES PURCHASED SERVICES	18,675.00	0.00	0.00	0.00	18,675.00
100-271 PUPIL SERVICES TOTALS	1,553,836.31	161,147.11	452,708.77	0.00	1,101,127.54
MENTORING PROGRAM					
	30,960.00	2,191.66	10,056.64	0.00	20,903.36
	6,800.00	142.41	142.41	500.00	6,157.59
100-390 MENTORING PROGRAM	37,760.00	2,334.07	10,199.05	500.00	27,060.95
TRANSFER TO STATE DEPT. TOTALS					
TRANSFER TO STATE DEPT.	25,000.00	0.00	0.00	0.00	25,000.00
100-411 TRANSFER TO STATE DEPT. TOTALS	25,000.00	0.00	0.00	0.00	25,000.00
TRANSF. TO OTHER GOVT. TOTALS					
TRANSFER TO OTHER GOVT. UNITS	152,200.00	-1,475.42	77,011.74	75,000.00	188.26
100-412 TRANSF. TO OTHER GOVT. TOTALS	152,200.00	-1,475.42	77,011.74	75,000.00	188.26
PYMT OTHER NONPR. 1ST STEP TOTALS					
PYMT OTHER NONPROF. 1ST STEPS	3,200.00	0.00	0.00	0.00	3,200.00
100-415 PYMT OTHER NONPR. 1ST STEP TOTALS	3,200.00	0.00	0.00	0.00	3,200.00
TRANSF. TO GENERAL FUND TOTALS					
TRANSFER TO GENERAL FUND	40,215.00	0.00	0.00	0.00	40,215.00
100-420 TRANSF. TO GENERAL FUND TOTALS	40,215.00	0.00	0.00	0.00	40,215.00
TRANSF. TO SPEC. REV. TOTALS					
TRANSFER TO SPECIAL REV. FUND	134,531.00	0.00	0.00	0.00	134,531.00
100-421 TRANSF. TO SPEC. REV. TOTALS	134,531.00	0.00	0.00	0.00	134,531.00
TRANSF. TO FOOD SERV. TOTALS					
TRANSFER TO FOOD SERV. FUND	521,745.00	0.00	0.00	0.00	521,745.00
100-425 TRANSF. TO FOOD SERV. TOTALS	521,745.00	0.00	0.00	0.00	521,745.00
TRANSF. TO PUPIL ACT. TOTALS					
TRANSFER TO PUPIL ACT. FUND	393,168.00	0.00	0.00	0.00	393,168.00
100-426 TRANSF. TO PUPIL ACT. TOTALS	393,168.00	0.00	0.00	0.00	393,168.00
	138,665,956.00	11,402,686.61	32,249,210.56	1,350,581.75	105,066,163.69
	138,665,956.00	11,402,686.61	32,249,210.56	1,350,581.75	105,066,163.69

# **NOVEMBER 2010 REVENUE**

**SCHOOL DISTRICT 5 LEXINGTON/RICHLAND CO**  
**REVENUE BUDGET REPORT BY ACCOUNT**  
**FY 2010-2011**  
**CURRENT PERIOD: 11/1/2010 to 11/30/2010**

	FY 2010-2011 Original Budget	Current Month	Year to Date Revenue	Remaining Balance
<b>Revenue From Local Sources:</b>				
11100 Tax Levies	\$ 37,140,162.00	\$ 450,696.51	\$ 422,401.35	\$ 36,717,760.65
11120 Vehicle Taxes	\$ 8,700,309.00	\$ 330,054.67	\$ 2,402,790.93	\$ 6,297,518.07
11130 Current Tax Penalties	\$ 400,000.00	\$ 47,451.83	\$ 113,478.97	\$ 286,521.03
11400 Delinquent Taxes & Penalties	\$ 1,500,000.00	\$ 316,585.07	\$ 715,932.86	\$ 784,067.14
12800 Revenue in Lieu of Taxes	\$ 60,000.00	\$ -	\$ -	\$ 60,000.00
13100 Regular School Day Patron	\$ 6,000.00	\$ 473.40	\$ 2,912.75	\$ 3,087.25
15100 Interest on Investments	\$ 200,000.00	\$ 104.40	\$ 19,380.06	\$ 180,619.94
17400 Student Fees	\$ 30,000.00	\$ 23,384.30	\$ 52,904.10	\$ (22,904.10)
19100 Rentals	\$ 4,000.00	\$ 9,695.65	\$ 29,575.68	\$ (25,575.68)
19930 Insurance Settlements	\$ 1,200.00	\$ -	\$ -	\$ 1,200.00
19500 Refund of Prior Year Expenditures	\$ 10,000.00	\$ 28.76	\$ 1,207.60	\$ 8,792.40
19990 Other Local Revenue	\$ 24,000.00	\$ -	\$ 3,160.47	\$ 20,839.53
Total Local Revenue	\$ 48,075,671.00	\$ 1,178,474.59	\$ 3,763,744.77	\$ 44,311,926.23
<b>Revenue From State Sources:</b>				
31290 Consolidated Funds	\$ -	\$ 46,705.76	\$ 186,823.04	\$ (186,823.04)
31600 School Bus Driver Salaries	\$ 603,586.00	\$ 44,811.57	\$ 281,802.90	\$ 321,783.10
31800 Fringe Benefits Contributions	\$ 12,084,768.00	\$ 1,038,891.49	\$ 5,231,344.66	\$ 6,853,423.34
31810 Retiree Insurance	\$ 2,205,577.00	\$ 232,778.47	\$ 1,071,128.69	\$ 1,134,448.31
33000 Education Finance Act	\$ 24,915,653.00	\$ 2,094,575.39	\$ 10,472,876.83	\$ 14,442,776.17
38100 Act 388 - One Cent Prop. Tax Relief	\$ 27,548,302.00	\$ 2,756,859.80	\$ 5,513,719.60	\$ 22,034,582.40
38100 Reimbursement For Prop. Tax Relief	\$ 10,580,071.00	\$ -	\$ -	\$ 10,580,071.00
38200 Homestead Exemption	\$ 1,758,200.00	\$ -	\$ -	\$ 1,758,200.00
38300 Merchant's Inventory Tax	\$ 213,955.00	\$ 49,220.20	\$ 98,440.40	\$ 115,514.60
38400 Manufacturer's Depreciation Reimbursement	\$ 314,980.00	\$ -	\$ -	\$ 314,980.00
38900 Motor Carrier Revenue	\$ -	\$ 1,341.75	\$ 84,549.62	\$ (84,549.62)
39900 Other State Revenue	\$ 544,884.00	\$ -	\$ -	\$ 544,884.00
Total State Revenue	\$ 80,769,976.00	\$ 6,265,184.43	\$ 22,940,685.74	\$ 57,829,290.26
<b>Transfer From Other Funds</b>				
52800 Indirect Costs Transfer	\$ 600,000.00	\$ -	\$ 31,538.24	\$ 568,461.76
52300 Transfer from EIA	\$ 2,458,673.00	\$ -	\$ 408,813.42	\$ 2,049,859.58
Total Transfers	\$ 3,058,673.00	\$ -	\$ 440,351.66	\$ 2,618,321.34
Federal Stimulus Funds	\$ 3,385,270.00			
19999 Operational Balance	\$ 3,376,366.00	\$ -	\$ -	\$ 3,376,366.00
<b>Total</b>	<b>\$ 138,665,956.00</b>	<b>\$ 7,443,659.02</b>	<b>\$ 27,144,782.17</b>	<b>\$ 108,135,903.83</b>

**SCHOOL DIST 5 LEXINGTON/RICHLAND CO  
REVENUE BUDGET REPORT BY ACCOUNT  
FY 2010-2011  
CURRENT PERIOD: 11/01/2010 TO 11/30/2010**

<u>ACCOUNT</u>	<u>BUDGETED REVENUE</u>	<u>CURRENT REVENUE</u>	<u>YEAR TO DATE REVENUE</u>	<u>ENCUMB</u>	<u>REMAINING BALANCE</u>
TOTAL LOCAL REVENUE					
LOCAL PROPERTY TAX REVENUE TOTALS					
100-001-110-0000-00 LEVIES - CUR. OPERATIONS - LEX. CO.	25,626,712.00	450,696.51	429,420.46	0.00	25,197,291.54
100-001-110-0001-00 LEX. CO. VEHICLE TAXES	4,524,161.00	330,054.67	1,459,271.71	0.00	3,064,889.29
100-001-110-0002-00 STATE SALES & USE TAX CREDIT	0.00	324.45	324.45	0.00	-324.45
100-001-110-0003-00 RICH. CO. CURRENT TAXES	11,513,450.00	0.00	-7,019.11	0.00	11,520,469.11
100-001-110-0005-00 LEX. CO. DELINQUENT TAXES	855,000.00	316,585.07	556,091.08	0.00	298,908.92
100-001-110-0006-00 RICH. CO. DELINQUENT TAXES	645,000.00	0.00	159,841.78	0.00	485,158.22
100-001-110-0007-00 RICH. CO. VEHICLE TAXES	4,176,148.00	0.00	943,519.22	0.00	3,232,628.78
100-001-140-0000-00 PENALTIES/INTEREST - LEX. CO. TAXES	232,000.00	47,451.83	83,308.15	0.00	148,691.85
100-001-140-0001-00 PENALTIES/INTEREST - RICH. CO. TAX	168,000.00	0.00	30,170.82	0.00	137,829.18
LOCAL PROPERTY TAX REVENUE TOTALS	47,740,471.00	1,145,112.53	3,654,928.56	0.00	44,085,542.44
FEE IN LIEU OF TAXES TOTALS					
100-001-280-0000-00 FEE IN LIEU OF TAXES - LEX	60,000.00	0.00	0.00	0.00	60,000.00
FEE IN LIEU OF TAXES TOTALS	60,000.00	0.00	0.00	0.00	60,000.00
TUITION REVENUE TOTALS					
100-001-310-1000-00 INSTRUCTIONAL FEES - TAX DIFF	0.00	437.40	812.75	0.00	-812.75
100-001-350-0003-00 SUMMER SCHOOL TUITION - HIGH	6,000.00	0.00	2,100.00	0.00	3,900.00
TUITION REVENUE TOTALS	6,000.00	437.40	2,912.75	0.00	3,087.25
INTEREST INCOME TOTALS					
100-001-510-0000-00 INTEREST ON INVESTMENTS	200,000.00	104.40	19,380.06	0.00	180,619.94
INTEREST INCOME TOTALS	200,000.00	104.40	19,380.06	0.00	180,619.94
STUDENT FEES TOTALS					
100-001-740-0000-00 REVENUE - STUDENT FEES	30,000.00	0.00	0.00	0.00	30,000.00
STUDENT FEES TOTALS	30,000.00	0.00	0.00	0.00	30,000.00
OTHER LOCAL REVENUE TOTALS					
100-001-910-0000-00 RENTALS OF PROPERTIES	4,000.00	0.00	0.00	0.00	4,000.00
100-001-950-0000-00 REFUND ON PRIOR YEAR'S EXPENDITURE	10,000.00	0.00	243.97	0.00	9,756.03
100-001-950-0001-00 REFUND OF PRIOR YEAR - TEXTBOOKS	0.00	28.76	963.63	0.00	-963.63

**SCHOOL DIST 5 LEXINGTON/RICHLAND CO  
REVENUE BUDGET REPORT BY ACCOUNT  
FY 2010-2011  
CURRENT PERIOD: 11/01/2010 TO 11/30/2010**

<u>ACCOUNT</u>	<u>BUDGETED REVENUE</u>	<u>CURRENT REVENUE</u>	<u>YEAR TO DATE REVENUE</u>	<u>ENCUMB</u>	<u>REMAINING BALANCE</u>
100-001-990-0000-00 MISC. LOCAL REVENUE	24,000.00	0.00	2,555.66	0.00	21,444.34
100-001-990-0008-00 MISC REVENUE-FACILITIES USAGE FEES	0.00	9,695.65	29,455.68	0.00	-29,455.68
100-001-990-0012-00 MISC REV - NSF PUPIL ACT	0.00	0.00	-55.00	0.00	55.00
100-001-993-0000-00 INSURANCE PROCEEDS	1,200.00	0.00	0.00	0.00	1,200.00
100-001-999-0000-00 ALLOC. OF BEGIN. FUND BALANCE	3,376,366.00	0.00	0.00	0.00	3,376,366.00
100-001-999-0003-00 MISC. REV - FACILITY USAGE FEE	0.00	0.00	120.00	0.00	-120.00
OTHER LOCAL REVENUE TOTALS	3,415,566.00	6,292.26	33,283.94	0.00	3,382,282.06
100-001 TOTAL LOCAL REVENUE	51,452,037.00	1,151,946.59	3,710,505.31	0.00	47,741,531.69
TOTAL STATE REVENUE					
STATE RESTRICTED GRANTS REV. TOTALS					
100-003-129-0000-00 CONSOLIDATED FUNDS	0.00	46,705.76	186,823.04	0.00	-186,823.04
100-003-160-0000-00 BUS DRIVERS SALARY	603,586.00	44,811.57	224,057.83	0.00	379,528.17
100-003-162-0000-00 BUS DRIVERS WORKERS COMP	0.00	0.00	57,745.07	0.00	-57,745.07
100-003-180-0000-00 FRINGE BENEFITS - EMPLOYER CONTRIB	12,084,768.00	1,038,891.49	5,231,344.66	0.00	6,853,423.34
100-003-181-0000-00 RETIREE FRINGE - EMPLOYER CONTRIB.	2,205,577.00	232,778.47	1,071,128.69	0.00	1,134,448.31
STATE RESTRICTED GRANTS REV. TOTALS	14,893,931.00	1,363,187.29	6,771,099.29	0.00	8,122,831.71
STATE EDUC. FINAN. ACT REV. TOTALS					
100-003-310-0000-00 EFA REVENUE TOTALS	24,915,653.00	0.00	0.00	0.00	24,915,653.00
100-003-311-0000-00 EFA REVENUE - KINDERGARTEN	0.00	118,401.37	592,006.85	0.00	-592,006.85
100-003-312-0000-00 EFA REVENUE - PRIMARY	0.00	360,518.38	1,802,591.90	0.00	-1,802,591.90
100-003-313-0000-00 EFA REVENUE - ELEMENTARY	0.00	574,346.30	2,871,731.50	0.00	-2,871,731.50
100-003-314-0000-00 EFA REVENUE - SECONDARY	0.00	166,718.88	833,594.40	0.00	-833,594.40
100-003-315-0000-00 EFA REVENUE - T.M.H.	0.00	6,927.34	34,636.68	0.00	-34,636.68
100-003-316-0000-00 EFA REVENUE - SPEECH	0.00	192,909.36	964,546.76	0.00	-964,546.76
100-003-317-0000-00 EFA REVENUE - HOMEBOUND	0.00	5,010.16	25,050.80	0.00	-25,050.80
100-003-321-0000-00 EFA REVENUE - EMOTIONALLY HANDI.	0.00	22,391.19	111,955.95	0.00	-111,955.95

**SCHOOL DIST 5 LEXINGTON/RICHLAND CO  
REVENUE BUDGET REPORT BY ACCOUNT  
FY 2010-2011  
CURRENT PERIOD: 11/01/2010 TO 11/30/2010**

<u>ACCOUNT</u>	<u>BUDGETED REVENUE</u>	<u>CURRENT REVENUE</u>	<u>YEAR TO DATE REVENUE</u>	<u>ENCUMB</u>	<u>REMAINING BALANCE</u>
100-003-322-0000-00 EFA REVENUE - E.M.H.	0.00	9,678.63	48,393.15	0.00	-48,393.15
100-003-323-0000-00 EFA REVENUE - L.D.	0.00	135,944.22	679,721.10	0.00	-679,721.10
100-003-324-0000-00 EFA REVENUE - HEARING HANDI.	0.00	6,393.40	31,967.00	0.00	-31,967.00
100-003-325-0000-00 EFA REVENUE - VISUALLY HANDI.	0.00	3,850.18	19,250.90	0.00	-19,250.90
100-003-326-0000-00 EFA REVENUE - ORTHOPEDICALLY HANI	0.00	3,964.72	19,823.56	0.00	-19,823.56
100-003-327-0000-00 EFA REVENUE - VOCATIONAL	0.00	457,442.66	2,287,213.28	0.00	-2,287,213.28
100-003-331-0000-00 EFA REVENUE - AUTISM	0.00	30,078.60	150,393.00	0.00	-150,393.00
STATE EDUC. FINAN. ACT REV. TOTALS	24,915,653.00	2,094,575.39	10,472,876.83	0.00	14,442,776.17
STATE REVENUE IN LIEU OF TAXES					
100-003-810-0000-00 PROPERTY TAX RELIEF REIMB. - LEX CO	6,611,007.00	0.00	0.00	0.00	6,611,007.00
100-003-810-0001-00 PROPERTY TAX RELIEF REIMB - RICH CO	3,969,064.00	0.00	0.00	0.00	3,969,064.00
100-003-820-0000-00 HOMESTEAD EXEMPTION - LEX. CO.	1,230,740.00	0.00	0.00	0.00	1,230,740.00
100-003-820-0001-00 HOMESTEAD EXEMPTION - RICH. CO.	527,460.00	0.00	0.00	0.00	527,460.00
100-003-825-0000-00 TIER III PROPERTY TAX RELIEF	27,548,302.00	2,756,859.80	5,513,719.60	0.00	22,034,582.40
100-003-830-0000-00 MERCHANTS INV TAX RELIEF - LEX. CO.	196,881.00	49,220.20	98,440.40	0.00	98,440.60
100-003-830-0001-00 MERCHANT INV TAX RELIEF - RICH. CO.	17,074.00	0.00	0.00	0.00	17,074.00
100-003-840-0000-00 MANUFACTURERS DEPR REIMB - LEX. CC	311,830.00	0.00	0.00	0.00	311,830.00
100-003-840-0001-00 MANUFACTURERS DEPR REIMB - RICH CO	3,150.00	0.00	0.00	0.00	3,150.00
100-003-890-0000-00 MOTOR CARRIER VEH TAX REIMB - LEX	0.00	1,341.75	62,038.24	0.00	-62,038.24
100-003-890-0001-00 MOTOR CARRIER VEH TAX REIMB - RICH	0.00	0.00	22,511.38	0.00	-22,511.38
STATE REVENUE IN LIEU OF TAXES	40,415,508.00	2,807,421.75	5,696,709.62	0.00	34,718,798.38
OTHER STATE REVENUE TOTALS					
100-003-990-0000-00 OTHER STATE REVENUE	544,884.00	0.00	0.00	0.00	544,884.00
OTHER STATE REVENUE TOTALS	544,884.00	0.00	0.00	0.00	544,884.00
100-003 TOTAL STATE REVENUE	80,769,976.00	6,265,184.43	22,940,685.74	0.00	57,829,290.26
TOTAL OTHER SOURCES OF REVENUE					

**SCHOOL DIST 5 LEXINGTON/RICHLAND CO  
REVENUE BUDGET REPORT BY ACCOUNT  
FY 2010-2011  
CURRENT PERIOD: 11/01/2010 TO 11/30/2010**

<u>ACCOUNT</u>	<u>BUDGETED REVENUE</u>	<u>CURRENT REVENUE</u>	<u>YEAR TO DATE REVENUE</u>	<u>ENCUMB</u>	<u>REMAINING BALANCE</u>
TRANSFER FROM OTHER FUNDS TOTALS					
100-005-230-0000-00 TRANSFER FROM EIA FUND	2,458,673.00	0.00	408,813.42	0.00	2,049,859.58
100-005-280-0000-00 TRANS FROM OTHER FUNDS - IND COST	600,000.00	0.00	31,538.24	0.00	568,461.76
TRANSFER FROM OTHER FUNDS TOTALS	3,058,673.00	0.00	440,351.66	0.00	2,618,321.34
OTHER SOURCES OF REVENUE					
100-005-300-0001-00 SALE OF FIXED ASSET	0.00	0.00	335.36	0.00	-335.36
OTHER SOURCES OF REVENUE	0.00	0.00	335.36	0.00	-335.36
100-005 TOTAL OTHER SOURCES OF REVENUE	3,058,673.00	0.00	440,687.02	0.00	2,617,985.98
	135,280,686.00	7,420,563.17	27,091,878.07	0.00	108,188,807.93
	135,280,686.00	27,091,878.07		0.00	108,188,807.93
FEDERAL STIMULUS FUNDS	3,385,270.00				
TOTAL	138,665,956.00				

# **NOVEMBER 2010 EXPENDITURES**

**SCHOOL DIST 5 LEXINGTON/RICHLAND CO  
EXPENDITURE BUDGET REPORT BY ACCOUNT  
FY 2010-2011  
CURRENT PERIOD: 11/01/2010 TO 11/30/2010**

<u>ACCOUNT</u>	<u>BUDGETED EXPENDITURE</u>	<u>CURRENT EXPENDITURE</u>	<u>YEAR TO DATE EXPENDITURE</u>	<u>ENCUMBRANCE</u>	<u>REMAINING BALANCE</u>
KINDERGARTEN TOTALS					
KINDERGARTEN SALARIES	4,088,776.09	361,624.95	1,251,625.02	0.00	2,837,151.07
KINDERGARTEN EMPLOYEE BENEFITS	1,402,561.44	115,037.81	420,448.13	0.00	982,113.31
KINDERGARTEN PURCHASED SERVICES	750.00	118.52	271.52	0.00	478.48
KINDERGARTEN SUPPLIES & MATERIALS	62,077.00	2,429.06	22,481.19	3,098.23	36,497.58
100-111 KINDERGARTEN TOTALS	5,554,164.53	479,210.34	1,694,825.86	3,098.23	3,856,240.44
PRIMARY TOTALS					
PRIMARY SALARIES	12,014,323.22	961,423.49	3,343,722.02	0.00	8,670,601.20
PRIMARY EMPLOYEE BENEFITS	4,422,712.54	285,840.42	1,038,609.74	0.00	3,384,102.80
PRIMARY PURCHASED SERVICES	3,171.00	0.00	1,436.00	0.00	1,735.00
PRIMARY SUPPLIES & MATERIALS	183,221.84	12,106.53	98,255.74	10,140.75	74,825.35
100-112 PRIMARY TOTALS	16,623,428.60	1,259,370.44	4,482,023.50	10,140.75	12,131,264.35
ELEMENTARY TOTALS					
ELEMENTARY SALARIES	19,258,006.23	1,623,968.63	5,646,099.22	0.00	13,611,907.01
ELEMENTARY EMPLOYEE BENEFITS	6,024,604.58	486,988.42	1,771,364.41	0.00	4,253,240.17
ELEMENTARY PURCHASED SERVICES	6,425.00	0.00	13,627.00	0.00	-7,202.00
ELEMENTARY SUPPLIES & MATERIALS	320,097.84	24,755.84	140,662.96	18,926.45	160,508.43
100-113 ELEMENTARY TOTALS	25,609,133.65	2,135,712.89	7,571,753.59	18,926.45	18,018,453.61
SECONDARY TOTALS					
SECONDARY SALARIES	13,751,271.20	1,163,254.43	4,118,809.38	0.00	9,632,461.82
SECONDARY EMPLOYEE BENEFITS	4,280,201.50	336,809.70	1,236,950.56	0.00	3,043,250.94
SECONDARY PURCHASED SERVICES	140,700.00	3,345.45	10,045.02	502.14	130,152.84
SECONDARY SUPPLIES & MATERIALS	405,091.47	19,613.83	115,922.08	30,040.30	259,129.09
SECONDARY OTHER OBJECTS	8,065.00	0.00	0.00	0.00	8,065.00
100-114 SECONDARY TOTALS	18,585,329.17	1,523,023.41	5,481,727.04	30,542.44	13,073,059.69
VOCATIONAL TOTALS					
VOCATIONAL SALARIES	1,862,842.00	170,181.84	599,852.23	0.00	1,262,989.77
VOCATIONAL EMPLOYEE BENEFITS	572,290.74	50,390.02	184,829.60	0.00	387,461.14
VOCATIONAL PURCHASED SERVICES	787.16	0.00	787.16	0.00	0.00
VOCATIONAL SUPPLIES & MATERIALS	53,623.84	1,771.21	10,442.71	5,315.34	37,865.79
100-115 VOCATIONAL TOTALS	2,489,543.74	222,343.07	795,911.70	5,315.34	1,688,316.70
DRIVER EDUCATION TOTALS					
DRIVER EDUCATION SALARIES	113,874.50	3,973.18	15,156.04	0.00	98,718.46
DRIVER EDUCATION EMPLOYEE BENEFITS	30,780.86	992.52	3,828.10	0.00	26,952.76
DRIVER ED. SUPPLIES & MATERIALS	725.00	0.00	0.00	0.00	725.00
100-117 DRIVER EDUCATION TOTALS	145,380.36	4,965.70	18,984.14	0.00	126,396.22
EDUC. MENT. HANDI. TOTALS					
EDUC. MENT. HANDI. SALARIES	492,200.80	41,214.69	143,379.66	0.00	348,821.14
EDUC. MENT. HANI. EMPLOYEE BENEFITS	163,651.03	12,235.60	44,351.09	0.00	119,299.94
EDUC. MENT. HANDI. SUPPLIES	1,600.00	0.00	513.36	0.00	1,086.64
100-121 EDUC. MENT. HANDI. TOTALS	657,451.83	53,450.29	188,244.11	0.00	469,207.72
TRAIN. MENT. HANDI. TOTALS					
T. M. H. SALARIES	598,776.60	48,254.23	167,076.22	0.00	431,700.38
T. M. H. EMPLOYEE BENEFITS	203,096.21	15,183.81	55,461.69	0.00	147,634.52

**SCHOOL DIST 5 LEXINGTON/RICHLAND CO  
EXPENDITURE BUDGET REPORT BY ACCOUNT  
FY 2010-2011**

**CURRENT PERIOD: 11/01/2010 TO 11/30/2010**

<u>ACCOUNT</u>	<u>BUDGETED EXPENDITURE</u>	<u>CURRENT EXPENDITURE</u>	<u>YEAR TO DATE EXPENDITURE</u>	<u>ENCUMBRANCE</u>	<u>REMAINING BALANCE</u>
T. M. H. SUPPLIES & MATERIALS	1,150.00	-53.44	639.81	0.00	510.19
100-122 TRAIN. MENT. HANDI. TOTALS	803,022.81	63,384.60	223,177.72	0.00	579,845.09
ORTHO. HANDI. TOTALS					
ORTHO. HANDI. SALARIES	294,492.18	21,528.37	76,718.26	0.00	217,773.92
ORTHO. HANDI. EMPLOYEE BENEFITS	103,395.29	7,426.52	27,735.76	0.00	75,659.53
ORTHO. HANDI. SUPPLIES	828.00	140.00	547.90	16.04	264.06
100-123 ORTHO. HANDI. TOTALS	398,715.47	29,094.89	105,001.92	16.04	293,697.51
VISUALLY HANDI. TOTALS					
VISUALLY HANDI. SALARIES	88,663.50	5,637.64	19,731.74	0.00	68,931.76
VISUALLY HANDI. EMPLOYEE BENEFITS	26,149.21	1,456.17	5,220.86	0.00	20,928.35
VISUALLY HANDI. SUPPLIES	165.00	89.95	89.95	0.00	75.05
100-124 VISUALLY HANDI. TOTALS	114,977.71	7,183.76	25,042.55	0.00	89,935.16
HEARING HANDI. TOTALS					
HEARING HANDI. SALARIES	190,308.00	14,656.14	50,886.84	0.00	139,421.16
HEARING HANDI. EMPLOYEE BENEFITS	57,517.19	4,789.03	16,718.25	0.00	40,798.94
HEARING HANDI. SUPPLIES	310.00	20.58	20.58	0.00	289.42
100-125 HEARING HANDI. TOTALS	248,135.19	19,465.75	67,625.67	0.00	180,509.52
SPEECH HANDI. TOTALS					
SPEECH HANDI. SALARIES	961,636.40	85,959.18	297,998.08	0.00	663,638.32
SPEECH HANDI. EMPLOYEE BENEFITS	291,702.29	25,417.46	91,399.51	0.00	200,302.78
SPEECH HANDI. PURCHASED SERVICES	0.00	17,779.00	44,391.00	16,664.50	-61,055.50
SPEECH HANDI. SUPPLIES	4,431.00	356.04	2,398.69	169.92	1,862.39
100-126 SPEECH HANDI. TOTALS	1,257,769.69	129,511.68	436,187.28	16,834.42	804,747.99
LEARN. DISAB. HANDI. TOTALS					
LEARN. DISAB. SALARIES	3,615,185.38	305,962.18	1,087,418.19	0.00	2,527,767.19
LEARN. DISAB. EMPLOYEE BENEFITS	1,124,700.93	89,104.39	329,932.08	0.00	794,768.85
LEARN. DISAB. PURCHASED SERVICES	750.00	0.00	0.00	750.00	0.00
LEARN. DISAB. SUPPLIES	14,440.78	396.08	6,890.95	597.21	6,952.62
100-127 LEARN. DISAB. HANDI. TOTALS	4,755,077.09	395,462.65	1,424,241.22	1,347.21	3,329,488.66
EMOTIONALLY HANDI. TOTALS					
EMOTION. HANDI. SALARIES	741,844.60	62,581.35	219,170.20	0.00	522,674.40
EMOTION. HANDI. EMPLOYEE BENEFITS	259,886.57	20,926.55	76,750.41	0.00	183,136.16
EMOTION. HANDI. SUPPLIES	2,156.00	0.00	712.37	380.55	1,063.08
100-128 EMOTIONALLY HANDI. TOTALS	1,003,887.17	83,507.90	296,632.98	380.55	706,873.64
HOMEBOUND TOTALS					
HOMEBOUND SALARIES	6,083.00	471.68	1,683.42	0.00	4,399.58
HOMEBOUND EMPLOYEE BENEFITS	1,290.21	101.42	361.75	0.00	928.46
100-129 HOMEBOUND TOTALS	7,373.21	573.10	2,045.17	0.00	5,328.04
PRESCHOOL HANDICAPPED ITINERANT					
PRESCHOOL HANDC'D ITINERANT SALARIE	10,557.25	875.14	3,062.99	0.00	7,494.26
PRESCHOOL HANDC'D ITINERANT BENEFIT	3,349.88	289.32	1,064.82	0.00	2,285.06
100-136 PRESCHOOL HANDICAPPED ITINERANT	13,907.13	1,164.46	4,127.81	0.00	9,779.32
PRESCHOOL TOTALS					
PRESCHOOL SALARIES	735,336.65	62,285.25	217,449.99	0.00	517,886.66
PRESCHOOL EMPLOYEE BENEFITS	261,560.97	21,600.42	79,960.98	0.00	181,599.99

**SCHOOL DIST 5 LEXINGTON/RICHLAND CO  
EXPENDITURE BUDGET REPORT BY ACCOUNT  
FY 2010-2011  
CURRENT PERIOD: 11/01/2010 TO 11/30/2010**

<u>ACCOUNT</u>	<u>BUDGETED EXPENDITURE</u>	<u>CURRENT EXPENDITURE</u>	<u>YEAR TO DATE EXPENDITURE</u>	<u>ENCUMBRANCE</u>	<u>REMAINING BALANCE</u>
100-137 PRESCHOOL TOTALS	996,897.62	83,885.67	297,410.97	0.00	699,486.65
PRESCHOOL HANDC'D HOMEBASED					
PRESCHOOL HANDC'D HOMEBASED SALARI	7,772.80	644.32	2,255.12	0.00	5,517.68
PRESCHOOL HANDC'D HOMEBASED BENEFIT	2,528.63	210.02	771.82	0.00	1,756.81
100-138 PRESCHOOL HANDC'D HOMEBASED	10,301.43	854.34	3,026.94	0.00	7,274.49
FOUR-YEAR OLD KINDERGARTEN TOTALS					
4 YR KINDERGARTEN SALARIES	505,286.44	43,055.39	149,943.93	0.00	355,342.51
4 YR KINDERGARTEN BENEFITS	168,537.87	14,122.40	51,302.15	0.00	117,235.72
4 YR KINDERGARTEN PURCH SERVICES	1,570.00	0.00	891.30	0.00	678.70
4 YR KINDERGARTEN SUPPLIES	100.00	0.00	100.00	0.00	0.00
100-139 FOUR-YEAR OLD KINDERGARTEN TOTALS	675,494.31	57,177.79	202,237.38	0.00	473,256.93
ACADEMIC. GIFTED TOTALS					
ACADEMICALLY GIFTED SALARIES	193,809.68	32,511.80	114,741.60	0.00	79,068.08
ACADEMIC GIFTED EMPLOYEE BENEFITS	55,393.59	9,543.90	34,949.61	0.00	20,443.98
100-141 ACADEMIC. GIFTED TOTALS	249,203.27	42,055.70	149,691.21	0.00	99,512.06
ADVANCED PLACEMENT TOTALS					
ADVANCED PLACEMENT SALARIES	779,089.89	55,511.26	192,201.42	0.00	586,888.47
ADVANCED PLACEMENT BENEFITS	227,253.80	16,034.28	57,787.15	0.00	169,466.65
100-143 ADVANCED PLACEMENT TOTALS	1,006,343.69	71,545.54	249,988.57	0.00	756,355.12
HOMEBOUND TOTALS					
HOMEBOUND SALARIES	0.00	7,670.75	22,663.15	0.00	-22,663.15
HOMEBOUND BENEFITS	0.00	1,527.67	4,659.56	0.00	-4,659.56
HOMEBOUND PURCHAS. SERV.	13,300.00	1,000.00	2,225.00	0.00	11,075.00
100-145 HOMEBOUND TOTALS	13,300.00	10,198.42	29,547.71	0.00	-16,247.71
ARTISTIC. GIFTED TOTALS					
ARTISTICALLY GIFTED SALARIES	3,529.58	143.48	516.70	0.00	3,012.88
ARTISTIC GIFTED EMPLOYEE BENEFITS	840.90	38.41	141.41	0.00	699.49
100-148 ARTISTIC. GIFTED TOTALS	4,370.48	181.89	658.11	0.00	3,712.37
OTHER SPECIAL PROG. TOTALS					
OTHER SPECIAL PROGRAMS SALARIES	1,011,273.06	38,369.44	205,755.58	0.00	805,517.48
OTHER SPEC. PROG. EMPLOYEE BENEFITS	256,258.61	11,266.67	51,632.21	0.00	204,626.40
OTHER SPECIAL PROG. SUPPLIES	2,900.00	0.00	2,200.00	0.00	700.00
100-149 OTHER SPECIAL PROG. TOTALS	1,270,431.67	49,636.11	259,587.79	0.00	1,010,843.88
AUTISM TOTALS					
AUTISM SALARIES	789,949.08	66,427.40	231,927.69	0.00	558,021.39
AUTISM BENEFITS	283,837.71	22,087.83	79,588.01	0.00	204,249.70
AUTISM SUPPLIES	3,076.00	189.53	1,238.45	70.51	1,767.04
100-161 AUTISM TOTALS	1,076,862.79	88,704.76	312,754.15	70.51	764,038.13
SECONDARY SUMMER SCHOOL TOTALS					
SEC. SUM. SCH. SALARIES	0.00	0.00	19,305.00	0.00	-19,305.00
SEC. SUM. SCH. EMPLOYEE BENEFITS	0.00	0.00	4,133.17	0.00	-4,133.17
100-173 SECONDARY SUMMER SCHOOL TOTALS	0.00	0.00	23,438.17	0.00	-23,438.17
ADULT ED. BASIC TOTALS					
ADULT ED. BASIC SALARIES	163,963.00	12,413.76	55,466.00	0.00	108,497.00
ADULT ED. BASIC EMPLOYEE BENEFITS	47,219.96	3,868.94	17,286.45	0.00	29,933.51

**SCHOOL DIST 5 LEXINGTON/RICHLAND CO  
EXPENDITURE BUDGET REPORT BY ACCOUNT  
FY 2010-2011  
CURRENT PERIOD: 11/01/2010 TO 11/30/2010**

<u>ACCOUNT</u>	<u>BUDGETED EXPENDITURE</u>	<u>CURRENT EXPENDITURE</u>	<u>YEAR TO DATE EXPENDITURE</u>	<u>ENCUMBRANCE</u>	<u>REMAINING BALANCE</u>
ADULT ED. BASIC PURCHASED SERVICES	2,000.00	0.00	246.35	0.00	1,753.65
100-181 ADULT ED. BASIC TOTALS	213,182.96	16,282.70	72,998.80	0.00	140,184.16
ADULT ED. SECOND. TOTALS	500.00	0.00	240.00	0.00	260.00
	10,660.00	810.02	3,181.99	2,592.10	4,885.91
100-182 ADULT ED. SECOND. TOTALS	11,160.00	810.02	3,421.99	2,592.10	5,145.91
PUPIL ACTIVITY TOTALS					
PUPIL ACTIVITY SALARIES	369,845.15	31,197.16	107,819.72	0.00	262,025.43
PUPIL ACTIVITY BENEFITS	80,267.14	6,388.66	22,719.61	0.00	57,547.53
PUPIL ACTIVITY OTHER	31,525.00	1,315.52	8,085.10	0.00	23,439.90
100-190 PUPIL ACTIVITY TOTALS	481,637.29	38,901.34	138,624.43	0.00	343,012.86
ATTENDANCE TOTALS					
ATTENDANCE SALARIES	799,850.25	66,114.96	261,952.90	0.00	537,897.35
ATTENDANCE EMPLOYEE BENEFITS	279,333.13	23,188.64	93,150.84	0.00	186,182.29
ATTENDANCE PURCHASED SERVICES	18,455.00	418.25	1,360.67	0.00	17,094.33
ATTENDANCE SUPPLIES	9,650.00	409.77	2,230.42	205.37	7,214.21
100-211 ATTENDANCE TOTALS	1,107,288.38	90,131.62	358,694.83	205.37	748,388.18
GUIDANCE TOTALS					
GUIDANCE SALARIES	2,846,157.11	238,029.82	927,281.95	0.00	1,918,875.16
GUIDANCE EMPLOYEE BENEFITS	829,751.63	69,887.39	277,086.43	0.00	552,665.20
GUIDANCE PURCHASED SERVICES	2,275.00	0.00	329.00	0.00	1,946.00
GUIDANCE SUPPLIES	24,888.00	1,200.58	5,343.27	1,064.04	18,480.69
100-212 GUIDANCE TOTALS	3,703,071.74	309,117.79	1,210,040.65	1,064.04	2,491,967.05
NURSES TOTALS					
NURSES SALARIES	1,164,749.90	97,521.36	341,397.04	0.00	823,352.86
NURSES EMPLOYEE BENEFITS	335,171.64	27,533.47	99,776.24	0.00	235,395.40
NURSES PURCHASED SERVICES	975.00	50.00	150.00	50.00	775.00
NURSES SUPPLIES	22,654.00	1,342.55	8,139.48	239.26	14,275.26
100-213 NURSES TOTALS	1,523,550.54	126,447.38	449,462.76	289.26	1,073,798.52
PSYCHOLOGICAL TOTALS					
PSYCHOLOGICAL SALARIES	1,020,360.50	84,214.10	336,856.40	0.00	683,504.10
PSYCHOLOGICAL EMPLOYEE BENEFITS	268,477.77	22,407.67	89,376.77	0.00	179,101.00
PSYCHOLOGICAL PURCHASED SERVICES	6,000.00	30.40	1,853.57	0.00	4,146.43
PSYCHOLOGICAL SUPPLIES	6,562.00	0.00	1,087.37	0.00	5,474.63
100-214 PSYCHOLOGICAL TOTALS	1,301,400.27	106,652.17	429,174.11	0.00	872,226.16
CAREER DEVELOPMENT FACILITATOR					
CAREER DEV. FAC. SALARIES	160,782.85	12,678.25	45,676.69	0.00	115,106.16
CAREER DEV. FAC. BENEFITS	51,966.15	4,155.30	15,186.00	0.00	36,780.15
CAREER DEV. FAC. SUPPLIES	1,800.00	103.46	103.46	14.40	1,682.14
100-217 CAREER DEVELOPMENT FACILITATOR	214,549.00	16,937.01	60,966.15	14.40	153,568.45
IMPROV. OF INSTRUCT. TOTALS					
IMPROVEMENT OF INSTRUCT. SALARIES	3,521,592.73	255,628.57	1,148,425.61	0.00	2,373,167.12
IMPROV. OF INSTR. EMPLOYEE BENEFITS	938,579.92	69,113.98	312,006.55	0.00	626,573.37
IMPROV. OF INSTR. PURCHASED SERV.	195,810.00	4,392.56	25,106.15	39,151.00	131,552.85
IMPROV. OF INSTR. SUPPLIES	344,934.00	23,669.31	147,419.09	45,865.97	151,648.94

**SCHOOL DIST 5 LEXINGTON/RICHLAND CO  
EXPENDITURE BUDGET REPORT BY ACCOUNT  
FY 2010-2011  
CURRENT PERIOD: 11/01/2010 TO 11/30/2010**

<u>ACCOUNT</u>	<u>BUDGETED EXPENDITURE</u>	<u>CURRENT EXPENDITURE</u>	<u>YEAR TO DATE EXPENDITURE</u>	<u>ENCUMBRANCE</u>	<u>REMAINING BALANCE</u>
IMPROV. OF INSTR. OTHER OBJECTS	2,250.00	0.00	999.00	0.00	1,251.00
100-221 IMPROV. OF INSTRUCT. TOTALS	5,003,166.65	352,804.42	1,633,956.40	85,016.97	3,284,193.28
EDUCA. MEDIA TOTALS					
EDUCATIONAL MEDIA SALARIES	1,848,077.00	156,770.17	549,064.15	0.00	1,299,012.85
EDUCA. MEDIA EMPLOYEE BENEFITS	574,231.90	47,135.79	171,747.87	0.00	402,484.03
EDUC. MEDIA PURCHASED SERVICES	1,380.00	0.00	0.00	0.00	1,380.00
EDUC. MEDIA SUPPLIES	362,322.00	34,280.32	115,018.05	73,999.56	173,304.39
100-222 EDUCA. MEDIA TOTALS	2,786,010.90	238,186.28	835,830.07	73,999.56	1,876,181.27
SUPERVISION OF SPEC. PROG. TOTALS					
SUPERVISION OF SPEC. PROG. SALARIES	652,109.10	52,038.76	250,523.94	0.00	401,585.16
SUPV. OF SPEC. PROG. EMPL. BENEFITS	182,116.84	13,080.18	63,215.49	0.00	118,901.35
SUPV. OF SPEC. PROG. PURCH. SERV.	2,825.00	0.00	0.00	0.00	2,825.00
SUPV. OF SPEC. PROG. SUPPLIES	4,550.00	0.00	0.00	0.00	4,550.00
100-223 SUPERVISION OF SPEC. PROG. TOTALS	841,600.94	65,118.94	313,739.43	0.00	527,861.51
INSTRUC. STAFF DEV. TOTALS					
INSTRUC. STAFF DEV. SALARIES	100.00	0.00	4,420.00	0.00	-4,320.00
INSTRUC. STAFF DEV. BENEFITS	21.61	0.00	994.08	0.00	-972.47
INSTRUC. STAFF DEV. PURCH. SERVICES	85,913.39	7,772.83	32,378.68	22,980.48	30,554.23
INSTRUC. STAFF DEV. SUPPLIES	4,491.00	1,721.03	3,798.74	0.00	692.26
100-224 INSTRUC. STAFF DEV. TOTALS	90,526.00	9,493.86	41,591.50	22,980.48	25,954.02
BOARD OF EDUC. TOTALS					
BOARD OF EDUCATION SALARIES	36,250.00	1,875.00	10,625.00	0.00	25,625.00
BOARD OF ED. EMPLOYEE BENEFITS	7,638.39	280.74	1,673.94	0.00	5,964.45
BOARD OF ED. PURCHASED SERVICES	238,875.00	27,279.62	177,641.16	0.00	61,233.84
BOARD OF ED. OTHER OBJECTS	206,680.00	0.00	135,800.54	0.00	70,879.46
100-231 BOARD OF EDUC. TOTALS	489,443.39	29,435.36	325,740.64	0.00	163,702.75
OFF. OF SUPERINTENDENT TOTALS					
OFF. OF SUPERINTENDENT SALARIES	259,186.00	26,017.50	117,398.08	0.00	141,787.92
OFF. OF SUPT. EMPLOYEE BENEFITS	76,375.73	6,623.26	31,254.69	0.00	45,121.04
OFF. OF SUPT. PURCHASED SERVICES	12,000.00	-175.00	2,445.30	0.00	9,554.70
OFF. OF SUPT. SUPPLIES	10,470.00	14.40	1,463.94	763.98	8,242.08
OFF. OF SUPT. OTHER OBJECTS	6,100.00	0.00	311.23	0.00	5,788.77
100-232 OFF. OF SUPERINTENDENT TOTALS	364,131.73	32,480.16	152,873.24	763.98	210,494.51
SCHOOL ADMINISTRATION TOTALS					
SCHOOL ADMINISTRATION SALARIES	6,983,534.47	599,531.88	2,736,517.83	0.00	4,247,016.64
SCH. ADMIN. EMPLOYEE BENEFITS	2,073,900.77	173,031.97	788,492.57	0.00	1,285,408.20
SCH. ADMIN. PURCHASED SERVICES	196,990.50	4,716.40	68,398.67	50,425.10	78,166.73
SCH. ADMIN. SUPPLIES	201,115.00	15,636.16	85,226.31	6,137.81	109,750.88
SCH. ADMIN. CAPITAL OUTLAY	10,108.00	-74.89	2,002.38	0.00	8,105.62
SCH. ADMIN. OTHER OBJECTS	51,851.50	318.00	26,135.20	0.00	25,716.30
100-233 SCHOOL ADMINISTRATION TOTALS	9,517,500.24	793,159.52	3,706,772.96	56,562.91	5,754,164.37
STUDENT TRANSPORTATION TOTALS					
STUDENT TRANSPORTATION SALARIES	2,298.00	246.74	554.02	0.00	1,743.98
STUDENT TRANSPORTATION BENEFITS	0.00	61.01	137.23	0.00	-137.23
	2,345.00	0.00	0.00	0.00	2,345.00


**SCHOOL DIST 5 LEXINGTON/RICHLAND CO  
EXPENDITURE BUDGET REPORT BY ACCOUNT  
FY 2010-2011  
CURRENT PERIOD: 11/01/2010 TO 11/30/2010**

<u>ACCOUNT</u>	<u>BUDGETED EXPENDITURE</u>	<u>CURRENT EXPENDITURE</u>	<u>YEAR TO DATE EXPENDITURE</u>	<u>ENCUMBRANCE</u>	<u>REMAINING BALANCE</u>
100-251 STUDENT TRANSPORTATION TOTALS	4,643.00	307.75	691.25	0.00	3,951.75
FISCAL SERVICES TOTALS					
FISCAL SERVICES SALARIES	745,751.00	64,975.32	324,876.60	0.00	420,874.40
FISCAL SERV. EMPLOYEE BENEFITS	234,748.80	18,254.65	93,781.75	0.00	140,967.05
FISCAL SERVICES PURCHASED SERVICES	55,000.00	1,076.29	5,926.06	3,339.69	45,734.25
FISCAL SERVICES SUPPLIES	65,250.00	-17.21	14,830.91	1,093.71	49,325.38
FISCAL SERVICES CAPITAL OUTLAY	6,250.00	0.00	0.00	0.00	6,250.00
FISCAL SERVICES OTHER OBJECTS	4,500.00	0.00	840.00	0.00	3,660.00
100-252 FISCAL SERVICES TOTALS	1,111,499.80	84,289.05	440,255.32	4,433.40	666,811.08
OPER. & MAINT. TOTALS					
OPERATION & MAINT. SALARIES	5,633,794.70	478,068.29	2,386,231.77	0.00	3,247,562.93
OPER. & MAINT. EMPLOYEE BENEFITS	2,053,753.30	165,579.14	828,807.69	0.00	1,224,945.61
OPER. & MAINT. PURCHASED SERVICES	2,764,289.00	147,350.70	1,110,685.57	537,045.99	1,116,557.44
OPER. & MAINT. SUPPLIES	3,917,262.00	356,372.93	1,018,652.33	79,871.47	2,818,738.20
OPER. & MAINT. OTHER OBJECTS	35,310.00	0.00	16,331.45	0.00	18,978.55
100-254 OPER. & MAINT. TOTALS	14,404,409.00	1,147,371.06	5,360,708.81	616,917.46	8,426,782.73
PUPIL TRANSPORTATION TOTALS					
PUPIL TRANSPORTATION SALARIES	2,840,554.91	232,758.26	945,669.04	0.00	1,894,885.87
PUPIL TRANSP. EMPLOYEE BENEFITS	996,580.38	58,790.67	242,192.84	0.00	754,387.54
PUPIL TRANSP. PURCHASED SERVICES	205,150.00	9,319.58	30,307.26	21,270.00	153,572.74
PUPIL TRANSP. SUPPLIES	52,535.00	912.46	25,215.79	6,471.35	20,847.86
PUPIL TRANSP. OTHER OBJECTS	450.00	24.00	138.00	0.00	312.00
100-255 PUPIL TRANSPORTATION TOTALS	4,095,270.29	301,804.97	1,243,522.93	27,741.35	2,824,006.01
INTERNAL SERVICES TOTALS					
INTERNAL SERVICES SALARIES	359,557.62	29,611.70	151,022.86	0.00	208,534.76
INTERNAL SERV. EMPLOYEE BENEFITS	110,712.76	9,030.29	45,397.14	0.00	65,315.62
INTERNAL SERV. PURCHASED SERVICES	691,890.00	49,005.08	241,983.34	107,078.32	342,828.34
INTERNAL SERV. SUPPLIES	45,930.00	-1,493.60	-9,906.93	3,039.53	52,797.40
100-257 INTERNAL SERVICES TOTALS	1,208,090.38	86,153.47	428,496.41	110,117.85	669,476.12
SECURITY TOTALS					
SECURITY SALARIES	69,523.00	5,769.44	28,847.20	0.00	40,675.80
SECURITY BENEFITS	18,059.86	1,757.45	8,795.98	0.00	9,263.88
SECURITY PURCHASED SERVICES	576,121.00	4,332.91	25,281.61	5,527.62	545,311.77
100-258 SECURITY TOTALS	663,703.86	11,859.80	62,924.79	5,527.62	595,251.45
PUBIC RELATIONS DEPT. TOTALS					
INFORMATION SERVICES SALARIES	210,918.00	17,999.52	90,290.10	0.00	120,627.90
INFORMATION SERV. EMPLOYEE SERVICES	55,784.33	4,561.90	23,176.71	0.00	32,607.62
INFORMATION SERV. PURCHASED SERV.	59,997.00	1,951.40	13,444.49	3,000.00	43,552.51
INFORMATION SERV. SUPPLIES	33,462.00	1,337.56	11,379.88	4,527.27	17,554.85
INFORMATION SERV. OTHER OBJECTS	13,835.00	135.77	1,561.96	0.00	12,273.04
100-263 PUBIC RELATIONS DEPT. TOTALS	373,996.33	25,986.15	139,853.14	7,527.27	226,615.92
PERSONNEL DEPT. TOTALS					
STAFF SERVICES SALARIES	536,765.68	43,459.35	220,908.95	0.00	315,856.73
STAFF SERVICES EMPLOYEE BENEFITS	162,489.23	11,192.35	81,017.92	0.00	81,471.31
STAFF SERVICES PURCHASED SERVICES	64,650.00	3,399.63	10,628.32	20,440.00	33,581.68

**SCHOOL DIST 5 LEXINGTON/RICHLAND CO  
EXPENDITURE BUDGET REPORT BY ACCOUNT  
FY 2010-2011  
CURRENT PERIOD: 11/01/2010 TO 11/30/2010**

<u>ACCOUNT</u>	<u>BUDGETED EXPENDITURE</u>	<u>CURRENT EXPENDITURE</u>	<u>YEAR TO DATE EXPENDITURE</u>	<u>ENCUMBRANCE</u>	<u>REMAINING BALANCE</u>
STAFF SERVICES SUPPLIES	53,324.00	889.02	35,316.44	0.00	18,007.56
STAFF SERVICES OTHER OBJECTS	825.00	0.00	825.00	0.00	0.00
100-264 PERSONNEL DEPT. TOTALS	<u>818,053.91</u>	<u>58,940.35</u>	<u>348,696.63</u>	20,440.00	448,917.28
DATA PROCESSING TOTALS					
DATA PROCESSING SERVICES SALARIES	1,333,092.37	99,748.00	463,126.22	0.00	869,966.15
DATA PROCESS. EMPLOYEE BENEFITS	382,979.29	29,128.57	134,809.36	0.00	248,169.93
DATA PROCESS. PURCHASED SERVICES	177,489.82	19,611.56	59,665.06	12,451.69	105,373.07
TECHNOLOGY SERVICES - SUPPLIES	12,350.00	799.16	1,109.28	0.00	11,240.72
100-266 DATA PROCESSING TOTALS	<u>1,905,911.48</u>	<u>149,287.29</u>	<u>658,709.92</u>	12,451.69	1,234,749.87
PUPIL SERVICES TOTALS					
PUPIL SERVICES SALARIES	1,239,609.27	121,573.44	488,551.59	0.00	751,057.68
PUPIL SERVICE EMPLOYEE BENEFITS	295,552.04	26,541.80	112,272.42	0.00	183,279.62
PUPIL SERVICES PURCHASED SERVICES	18,675.00	0.00	0.00	0.00	18,675.00
100-271 PUPIL SERVICES TOTALS	<u>1,553,836.31</u>	<u>148,115.24</u>	<u>600,824.01</u>	0.00	953,012.30
MENTORING PROGRAM					
	30,960.00	2,191.66	12,248.30	0.00	18,711.70
	6,800.00	0.00	142.41	500.00	6,157.59
100-390 MENTORING PROGRAM	<u>37,760.00</u>	<u>2,191.66</u>	<u>12,390.71</u>	500.00	24,869.29
TRANSFER TO STATE DEPT. TOTALS					
TRANSFER TO STATE DEPT.	25,000.00	0.00	0.00	0.00	25,000.00
100-411 TRANSFER TO STATE DEPT. TOTALS	<u>25,000.00</u>	<u>0.00</u>	<u>0.00</u>	0.00	25,000.00
TRANSF. TO OTHER GOVT. TOTALS					
TRANSFER TO OTHER GOVT. UNITS	152,200.00	0.00	77,011.74	75,000.00	188.26
100-412 TRANSF. TO OTHER GOVT. TOTALS	<u>152,200.00</u>	<u>0.00</u>	<u>77,011.74</u>	75,000.00	188.26
PYMT OTHER NONPR. 1ST STEP TOTALS					
PYMT OTHER NONPROF. 1ST STEPS	3,200.00	0.00	0.00	0.00	3,200.00
100-415 PYMT OTHER NONPR. 1ST STEP TOTALS	<u>3,200.00</u>	<u>0.00</u>	<u>0.00</u>	0.00	3,200.00
TRANSF. TO GENERAL FUND TOTALS					
TRANSFER TO GENERAL FUND	40,215.00	0.00	0.00	0.00	40,215.00
100-420 TRANSF. TO GENERAL FUND TOTALS	<u>40,215.00</u>	<u>0.00</u>	<u>0.00</u>	0.00	40,215.00
TRANSF. TO SPEC. REV. TOTALS					
TRANSFER TO SPECIAL REV. FUND	134,531.00	0.00	0.00	0.00	134,531.00
100-421 TRANSF. TO SPEC. REV. TOTALS	<u>134,531.00</u>	<u>0.00</u>	<u>0.00</u>	0.00	134,531.00
TRANSF. TO FOOD SERV. TOTALS					
TRANSFER TO FOOD SERV. FUND	521,745.00	0.00	0.00	0.00	521,745.00
100-425 TRANSF. TO FOOD SERV. TOTALS	<u>521,745.00</u>	<u>0.00</u>	<u>0.00</u>	0.00	521,745.00
TRANSF. TO PUPIL ACT. TOTALS					
TRANSFER TO PUPIL ACT. FUND	393,168.00	0.00	0.00	0.00	393,168.00
100-426 TRANSF. TO PUPIL ACT. TOTALS	<u>393,168.00</u>	<u>0.00</u>	<u>0.00</u>	0.00	393,168.00
	<u>138,665,956.00</u>	<u>11,053,930.51</u>	<u>43,453,866.88</u>	1,210,817.65	94,001,271.47
	<u>138,665,956.00</u>	<u>43,453,866.88</u>		1,210,817.65	94,001,271.47





**MEMORANDUM**

TO: Members of the Board of Trustees  
Herbert M. Berg, Ed.D., Superintendent

FROM: Helen Anderson *HAA*  
Chief Instructional Services Officer

DATE: December 1, 2010

RE: **School and District State Report Card Ratings**

---

I have attached the latest school and district State Report Card Ratings for your review. For comparison, I have also included rating information for 2007, 2008 and 2009.

I will be available at the board meeting should you have any questions regarding this information.

School and District Report Card Ratings 2007-2010  
 Department of Accountability  
 (High School results not yet released as of Dec. 1, 2010)

School	2007		2008		2009		2010	
	Absolute Rating	Improvement Rating	Absolute Rating	Improvement Rating	Absolute Rating	Growth Rating	Absolute Rating	Growth Rating
BES	Excel (3.8)	Excel (0.1)	Excel (3.8)	Excel (0.1)	Excel (3.9)	Excel* (98.8)	Excel (4.0)	Excel (100.3)
CES	Good (3.6)	Blw Avg (0)	Good (3.6)	Blw Avg (0)	Excel (3.6)	Good (97.5)	Excel (3.6)	Excel (96.7)
DFES	Good (3.5)	Unsat (-0.1)	Good (3.5)	Unsat (-0.1)	Good (3.4)	Excel** (98.0)	Excel (3.4)	Excel** (99.2)
HEC	Avg (3.2)	Unsat (-0.1)	Avg (3.2)	Unsat (-0.1)	Avg (3.0)	Avg (96.2)	Good (3.2)	Good (96.7)
HWES	Blw Avg (2.8)	Blw Avg (0)	Blw Avg (2.8)	Blw Avg (0)	Blw Avg (2.5)	Avg (92.5)	Avg (3.1)	Avg (95.4)
IES	Good (3.6)	Avg (0.1)	Good (3.6)	Avg (0.1)	Excel (3.6)	Good (96.9)	Excel (3.7)	Excel (97.5)
LES	Avg (3.1)	Unsat (-0.1)	Avg (3.1)	Unsat (-0.1)	Avg (3.1)	Avg (93.1)	Avg (3.0)	Avg (92.6)
LMES	Excel (3.8)	Good (0)	Excel (3.8)	Good (0)	Excel (3.9)	Excel* (98.3)	Excel (3.9)	Excel (98.9)
NRES	Good (3.4)	Blw Avg (0)	Good (3.4)	Blw Avg (0)	Excel (3.6)	Good (97.1)	Excel (3.5)	Excel (96.9)
OPES	Good (3.7)	Avg (NA)	Good (3.7)	Avg (NA)	Excel (3.7)	Good (96.9)	Excel (3.7)	Excel (97.7)
RSES	Good (3.7)	Blw Avg (0)	Good (3.7)	Blw Avg (0)	Excel (3.6)	Excel (98.7)	Excel (3.7)	Excel** (98.9)
SOES	Avg (3.3)	Blw Avg (0)	Avg (3.3)	Blw Avg (0)	Good (3.3)	Avg (94.8)	Good (3.4)	Good (97.7)
CMS	Good (3.6)	Unsat (-0.1)	Good (3.6)	Unsat (-0.1)	Excel (3.6)	Good (97.5)	Excel (3.7)	Excel** (99.3)
CRMS	Good (3.6)	Avg (0.2)	Good (3.6)	Avg (0.2)	Excel (3.4)	Excel (99.6)	Excel (3.5)	Excel (100.2)
DFMS	Good (3.4)	Unsat (-0.3)	Good (3.4)	Unsat (-0.3)	Excel (3.5)	Avg (94.5)	Excel (3.6)	Excel (97.7)
IMS	Avg (3.2)	Unsat (-0.3)	Avg (3.2)	Unsat (-0.3)	Good (3.3)	Avg (94.7)	Excel (3.5)	Good (97.8)
CHS	Excel (4.5)	Good (0)	Excel (4.5)	Good (0)	Excel (4.5)	Good (0)	NA	NA
DFHS	Excel (4.2)	Good (-0.3)	Excel (4.2)	Good (-0.3)	Excel (4.2)	Excel** (0)	NA	NA
IHS	Good (3.4)	Unsat (-0.3)	Good (3.4)	Unsat (-0.3)	Good (3.7)	Unsat (-0.2)	NA	NA
SD5	Good (3.5)	Unsat (-0.2)	Good (3.5)	Unsat (-0.2)	Avg (3.4)	Unsat (-0.5)	NA	NA

\*Improvement rating is upgraded if school scored Exc two years in a row

\*\*Improvement rating raised one level because of substantial improvement in the achievement of students belonging to historically underachieving groups

\*Growth rating raised one level if the school scored excellent two years in a row

\*\*Growth rating raised one level because of substantial improvement in the achievement of students belonging to historically underachieving groups





**MEMORANDUM**

December 13, 2010

To: Members of the Board of Trustees

From: Keith McAlister  
Director, New Design and Construction

Re: Irmo High School Renovations and Additions

**ADMINISTRATION CONSIDERATION**

Administration seeks discussion in reference to the front entrance, traffic flow pattern and athletic field house at Irmo High School.

**RECOMMENDATION**

Administration recommends board approval to proceed with Irmo High School renovations and/or additions.

**ATTACHMENT**

Exhibit

**EXHIBIT MATERIAL FOR THIS TOPIC WILL BE MADE AVAILABLE AFTER THE SCHOOL BOARD MEETING ON THE WEB SITE. IF THE FILE IS TOO LARGE TO DOWNLOAD IT WILL BE AVAILABLE AT THE DISTRICT OFFICE FOR VIEWING. PLEASE CALL AMEE WHITE AT 476.8118 TO MAKE THOSE ARRANGEMENTS.**





**MEMORANDUM**

December 13, 2010

To: Members of the Board of Trustees  
From: Keith McAlister  
Director, New Design and Construction  
Re: Dutch Fork High School Renovations and Additions

**ADMINISTRATION CONSIDERATION**

Administration seeks discussion in reference to the Health Science Center and rear area of Dutch Fork High School.

**RECOMMENDATION**

Administration recommends board approval to proceed with Dutch Fork High School renovations and/or additions.

**ATTACHMENT**

Exhibit

**EXHIBIT MATERIAL FOR THIS TOPIC WILL BE MADE AVAILABLE AFTER THE SCHOOL BOARD MEETING ON THE WEB SITE. IF THE FILE IS TOO LARGE TO DOWNLOAD IT WILL BE AVAILABLE AT THE DISTRICT OFFICE FOR VIEWING. PLEASE CALL AMEE WHITE AT 476.8118 TO MAKE THOSE ARRANGEMENTS.**





**MEMORANDUM**

December 13, 2010

To: Members of the Board of Trustees

From: Keith McAlister  
Director, New Design and Construction

Re: Chapin Elementary School Renovations and Additions

**ADMINISTRATION CONSIDERATION**

Administration seeks discussion in reference to the administration area, kitchen renovations, theater lighting, and replacement of HVAC at Chapin Elementary School.

**RECOMMENDATION**

Administration recommends board approval to proceed with Chapin Elementary School renovations and/or additions.

**ATTACHMENT**

Exhibit

**EXHIBIT MATERIAL FOR THIS TOPIC WILL BE MADE AVAILABLE AFTER THE SCHOOL BOARD MEETING ON THE WEB SITE. IF THE FILE IS TOO LARGE TO DOWNLOAD IT WILL BE AVAILABLE AT THE DISTRICT OFFICE FOR VIEWING. PLEASE CALL AMEE WHITE AT 476.8118 TO MAKE THOSE ARRANGEMENTS.**





**MEMORANDUM**

December 13, 2010

To: Members of the Board of Trustees

From: Keith McAlister  
Director, New Design and Construction

Re: Replace Roof at Leaphart Elementary School

**ADMINISTRATION CONSIDERATION**

Administration seeks discussion in reference to the roof replacement at Leaphart Elementary School.

**RECOMMENDATION**

Administration recommends board approval to proceed with roof replacement at Leaphart Elementary School.


**ATTACHMENT**

Exhibit



# Memorandum

TO: A. Keith McAlister  
Director of New Design & Construction

FROM: Scott Carlin  
Coordinator of Facilities 

DATE: December 08, 2010

RE: Recommendation to Replace Roof of Main Building, Leaphart Elementary School (LES)

---

## SUMMARY

We have evaluated the condition of the built-up roofing system of the existing building at LES, and deem it fit for replacement. The roof is currently 22 years old and out of warranty.

An estimate of probable cost to replace the existing roof is determined to be \$1,381,000.00.

We are in the process of receiving and evaluating proposals from several roofing consultants to design the roof replacement if approved. We anticipate the professional services fees to be less than 5.5% (\$75,955.00) of the anticipated construction cost.

## REQUEST

The Board approve replacing the roofing system for the main building at LES.

**Exhibit J**



**MEMORANDUM**

December 13, 2010

To: Members of the Board of Trustees

From: Keith McAlister  
Director, New Design and Construction

Re: New Elementary School Site Adaptation

**ADMINISTRATION CONSIDERATION**

Administration provides information to seek approval of New Elementary School site adaptation.

**RECOMMENDATION**

Administration seeks approval to proceed with site adaptation plan for New Elementary School.

**ATTACHMENT**

Exhibit





Memorandum

To: Members of the Board of Trustees

To: Herbert W. Berg, Ed. D., Superintendent

From: Angela H. Bain, Ph.D.  
Chief Human Resource Services Officer

Date: December 13, 2010

Re: Board Policy – GCE

---

**Issue:** Second Reading of new board policy GCE “*Professional Staff Recruitment*”  
(will replace portions of GBCA)

**Background:** Attached for your consideration is the recommended new policy from  
SCSBA.

**Recommendation:** Request Board of Trustees Approval

AHB/lc

Attachments: Recommended revised policies.

## PROFESSIONAL STAFF RECRUITMENT

Code **GCE** Issued **DRAFT/10**

---

Purpose: To establish the basic structure for recruitment of high-quality professional staff.

It is the policy of the board to recruit and hire professional personnel on the basis of qualifications and merit. Personnel recruitment and selection are the responsibility of the superintendent. Principals and other supervisors will assist as needed.

The district is committed to nondiscrimination in its employment practices including recruitment and advertising and does not discriminate on the basis of race, color, religion, disability, national origin, sex or age.

Adopted 9/23/85; Revised ^

---

Legal references:

A. United States Code:

1. 20 U.S.C. Sections 1681-86 - Prohibits discrimination on the basis of sex.
2. 42 U.S.C. 2000e, et seq. - Prohibits discrimination in hiring based on race, color, national origin, religion or sex.
3. Equal Pay Act of 1972 - Nondiscrimination as to wages on basis of sex.
4. 29 U.S.C. 621 et seq. - Age Discrimination in Employment Act - Nondiscrimination on the basis of age in employment.
5. 42 U.S.C. 12101, et seq. - Americans with Disabilities Act - Prohibits discrimination in employment and access to programs and facilities on the basis of disability.
6. The Uniformed Services Employment and Reemployment Rights Act of 1994 (P.L. 103-353; 38 U.S.C. 4301).

B. Code of Federal Regulations:

1. Title 41, Chapter 60, Part 60-20 - Prohibits discrimination on the basis of sex.

C. S. C. Code, 1976, as amended:

1. Section 1-1-550 - Public employees shall give preference to employment of honorably discharged veterans.
2. Section 1-13-80 - Unlawful employment practices; exceptions.
3. Section 59-1-510 - Guidelines and regulations for recruitment and hiring staff in professional areas.
4. Section 59-1-520 - Intervention by state department of education for non-compliance.
5. Section 59-26-40 - "Prior to the initial employment of a teacher, the school shall request a criminal record history from the South Carolina Law Enforcement Division for past convictions of any crime listed in Chapter 3 of Title 16, Offenses Against the Person, any crime listed in Chapter 15 of Title 16, Offenses Against Morality and Decency and for the crime of contributing to the delinquency of a minor, contained in section 16-17-490."

### AR GCE-R Professional Staff Recruitment

Issued 9/09

The superintendent or his/her designee will analyze each job vacancy prior to initiating the recruitment process in order to determine which recruitment strategies will be the most effective for the specific job vacancy. The superintendent may consider strategies that include, but are not limited to, the following.

- advertisements in local, state and regional newspapers
- advertisements in professional publications
- advertisements with college and university placement services
- interviews with students enrolled in teacher education programs
- internal and external searches
- inquiries and referrals
- professional contacts with community organizations that promote the interest of minority groups
- publications and pamphlets
- special activities and events for prospective applicants
- audiovisual packages and recruiting programs

The administration will design a web page that will be used in the effort to recruit quality individuals. The district web page will contain general information about the district, the educational programs, teacher benefits, district schools and student enrollment as well as the communities and county at large.

The superintendent and/or his/her designee will write and publish the job vacancy announcement/advertisement within the confines of the district's recruitment and/or employment policies and procedures.

The superintendent will base the context of the job vacancy announcement/advertisement primarily on the actual job description and/or criteria to be used in selecting the most qualified person for the position.

The announcement/advertisement may also include such information as job title, major job responsibilities, location of the district, how to apply for the position, minimum qualifications and deadline for receiving applications.

Issued 9/23/85; Revised 9/28/09

**SCHOOL DISTRICT FIVE OF LEXINGTON AND RICHLAND COUNTIES**





**Memorandum**

To: Members of the Board of Trustees

To: Herbert W. Berg, Ed. D., Superintendent

From: Angela H. Bain, Ph.D.<sup>AHB</sup>  
Chief Human Resource Services Officer

Date: December 13, 2010

Re: Administrative Rule – GCF-R

---

**Issue:** Second reading of new Administrative Rule GCF-R “*Professional Staff Hiring*”  
(replaces portions of policy rule GBD)

**Background:** Attached for your consideration is the recommended policy from SCSBA.

**Recommendation:** Request Board of Trustees Approval

AHB/lc

Attachments: Recommended new Administrative rule.

## **Policy GCF Professional Staff Hiring**

Issued 3/08

Purpose: To establish the basic structure for the hiring of highly qualified district staff and filling vacancies

### **Hiring**

The district will provide equal employment opportunities to all persons without regard to race, color, creed, sex, disability, age, religion or national origin. The district will make reasonable accommodations for an individual who is otherwise qualified for a position unless the accommodation would impose an undue hardship on district operations as determined by the district.

Minority educators will receive fair and equal treatment including, but not limited to, employment opportunities and selection for training programs.

The superintendent will make recommendations to the board for employment. The superintendent or his/her designee will ensure that all persons nominated for employment meet the qualifications and are the most qualified and best suited for the particular position.

District office administrators and principals should be actively involved in the hiring of instructional personnel.

The district will not employ any new candidate without an interview and without checking references.

The superintendent may use a "Letter of Intent" to assure a prospective employee of a forthcoming recommendation to be hired. The board will take final action on the employment of professional personnel upon recommendation of the administration.

The superintendent is authorized to hire retired employees to work in the district on an "as needed" basis when their employment would serve the best interests of the school system, as determined by the district. In such cases, the superintendent or his/her designee will notify the employee of the at-will status of his/her employment. The continued employment of retired employees will be at the discretion of the superintendent, who will make such decisions in the best interests of the district and subject to board approval. The decision to employ or not employ retired employees from year-to-year will not be subject to the district's grievance procedures.

The district will obtain a criminal record history check and sexual registry history check on all new teachers and administrators from the State Law Enforcement Division (SLED) prior to initial employment.

The Immigration Reform and Control Act of 1986 (P.L. 99-603) prohibits employers from hiring aliens not legally eligible to work in the United States. It requires all employees hired after June 1, 1987, to present evidence of employment eligibility and requires employers to verify that eligibility. Newly hired employees must complete the form no later than three days following their first working day.

### **Vacancies**

The superintendent or his/her designee will establish procedures for interviewing and selecting top candidate(s) for vacancies. Such procedures will ensure that all applicants are thoroughly screened.

The administration will generally advertise all job vacancies within the district, when appropriate, unless otherwise determined by the superintendent or his/her designee.

## **PROFESSIONAL STAFF HIRING**

Code **GCF-R** Issued **DRAFT/10**

---

The superintendent or his/her designee, in consultation with the principal of the school involved, will review all employment applications and will identify and interview those persons selected for further consideration.

### **The application process**

Each individual seeking employment in the district must apply online at [www.winthrop.edu/scteach](http://www.winthrop.edu/scteach). If the individual needs to apply for certification in South Carolina, he/she will need to apply online at [www.scteachers.org](http://www.scteachers.org).

The district will require each individual making application to submit the following documents to the district office as part of the application process.

- application form
- South Carolina teaching credential
- college transcripts (undergraduate and graduate, if applicable)
- three professional references

The district does not consider the individual's application file complete until the district office has received these documents.

Generally, the district will request that the applicant submit a health verification form only if he/she is chosen for the position. At the time of initial employment, each employee must submit the health verification form.

In addition, the district requires that the employee submit, at the time of employment, all required personal information, data and documentation to the school district office.

### **Selection of professional personnel**

The superintendent and/or his/her designee will receive all applications for professional job vacancies. The superintendent or his/her designee will perform the initial screenings.

The superintendent or his/her designee will be responsible for determining when and/or how structured interview techniques may be used, who will conduct the interview, and who may assist/participate in the interview process. In making the decision, the superintendent may consider such factors as the level and/or impact of the position, areas of responsibility, and the relationship of the position to other positions on the organizational chart. The principal of the school involved should be part of this process.

For teaching positions, the principal will conduct the interview process at the building level. The principal will ~~be responsible for~~ conducting the final reference check. All interviews and telephone/personal references must be documented in writing and returned to the human resource services office. No teaching applicant may be interviewed unless the chief human resource officer or his/her designee has pre-screened and approved the individual's application packet.

If so directed by the superintendent, the principal/director will continue the screening process.

## **PAGE 2 - GCF-R - PROFESSIONAL STAFF HIRING**

Following the completion of the above, the principal/director will recommend the candidate in writing to the office of human resources. The office of human resources will make an official offer of employment.

Upon the completion of this phase the superintendent may accept or reject the principal's recommendation. The superintendent will recommend the applicant for employment to the board.

The superintendent will present such recommendations to the board at regular board meetings.

The final decision regarding employment in the school district will be made by the board.

Issued 2/24/69; Revised 8/1/73, 6/7/82, 3/19/85, 9/23/91, ^





**Memorandum**

To: Members of the Board of Trustees

To: Herbert W. Berg, Ed. D., Superintendent

From: Angela H. Bain, Ph.D.<sup>AHB</sup>  
Chief Human Resource Services Officer

Date: December 13, 2010

Re: Administrative Rule – GCK-R

---

**Issue:** Second reading of new Administrative Rule rule GCK-R “*Professional Staff Assignments and Transfers*” (replaces GBM-R)

**Background:** Attached for your consideration are the recommended policy rule revisions from SCSBA.

**Recommendation:** Request Board of Trustees Approval

AHB/lc

Attachments: Recommended revised policy rule.

## Policy GCK Professional Staff Assignments and Transfers

Issued 2/10

Purpose: To establish the basic structure for the assignment and transfer of professional staff in the district.

### Assignment

In order to ensure the highest quality of instruction, the superintendent is responsible for the placement of employees within the district. The superintendent may delegate the responsibility of the placement process to other administrators; however, he/she ultimately retains responsibility for staff assignments.

It is the policy of the district to assign instructional personnel to positions based on the needs of the district, qualifications of staff members and the expressed preferences of personnel. When it is not possible to meet all three of these components, the administration will assign employees in the following order: in accordance with the needs of the district and its students; where the administration believes the employee is most qualified to serve; and the expressed preference of the employee. The superintendent or his/her designee is authorized to reassign all personnel in the best interest of the district.

Placement of personnel at the school level is within the discretion of the building principal.

### Transfer

Personnel transfer within the district may be affected on a voluntary or involuntary basis. Voluntary transfer occurs as a result of an individual's request for assignment to another school. Involuntary transfer may be required when a school's enrollment changes; programs are eliminated, modified or added; or a school opens or closes.

With regard to both voluntary and involuntary transfers, personnel will be assigned first in accordance with the needs of the school district, second where the administration believes that the employee is best qualified to serve, and third as to the expressed preference of the employee. Academic or long-term disability leave will not be construed as an interruption of continuous service; however, this leave time will not be included in the calculation of length of service to the district.

The superintendent is authorized to transfer personnel in the best interests of the district. Employees may be transferred at any time.

Adopted 5/20/74; Revised 11/16/81, 1/25/88, 6/20/88, 9/25/06, 2/22/10

Legal references:

S.C. Code, 1976, as amended:

[Section 59-25-410](#) - Teacher to be notified of assignment by August 15th.

**SCHOOL DISTRICT FIVE OF LEXINGTON AND RICHLAND COUNTIES**

Should a vacancy occur in a position during the year, the board authorizes the superintendent to fill such openings for the remainder of the school year in which the vacancy occurs pursuant to a letter of agreement, where appropriate, and subject to board approval. The superintendent or his/her designee may determine whether advertisement of the vacancy is necessary or whether the position may be filled through some other means.

Adopted 2/24/69; Revised 8/1/73, 11/16/81, 6/7/82, 3/19/85, 9/23/91, 10/17/94, 3/10/08

(Replaces Policy GBD)

Legal references:

United States Code:

[20 U.S.C. Sections 1681-86](#) - Prohibits discrimination on the basis of sex.

[42 U.S.C. 2000e, et seq.](#) - Prohibits discrimination in hiring based on race, color, national origin, religion or sex.

[42 U.S.C. 12101, et seq.](#) - Prohibits employment discrimination on the basis of disability.

Public Law 107-110 - No Child Left Behind, revised Elementary and Secondary Education Act (ESEA) of 2001, Title 1, Part A, Subpart 1, Section 1119 - Qualifications for teachers and paraprofessionals.

Code of Federal Regulations:

41 CFR 60-20 (1998) - Prohibits discrimination on the basis of sex.

S.C. Code, 1976, as amended:

[Section 1-1-550](#) - School districts will give preference to employment of honorably discharged veterans.

[Section 59-1-510](#) - Guidelines and regulations for recruitment and hiring staff in professional areas.

[Section 59-1-520](#) - Intervention by State Department of Education for non-compliance.

[Section 59-19-80](#) - Teaching contracts to be issued in public meeting.

[Section 59-25-410, et seq.](#) - Employment and Dismissal Act - Teachers to be notified of employment status by April 15th.

[Section 59-26-40\(M\)](#) - Before initial employment of a teacher, the local school district will request a criminal record history from the South Carolina State Law Enforcement Division for past convictions of any crimes.

[Section 59-18-1300](#) - district accountability system.

[Section 9-1-2210](#) - Teacher and Employee Retention Incentive Program; operation.

[Section 9-1-1790](#) - Amount which may be earned upon return to covered employment.

State Board of Education Regulations:



## **PROFESSIONAL STAFF ASSIGNMENTS AND TRANSFERS**

Code **GCK-R** Issued **DRAFT/10**

---

Personnel transfers within the district may be affected on a voluntary or involuntary basis. The superintendent or his/her designee may make personnel assignments within the district on a voluntary or involuntary basis.

### **Voluntary transfer**

Voluntary transfer occurs as a result of an individual's request for assignment to another school. Whenever vacancies develop in new or existing positions, consideration will be given to qualified applicants among current staff members. If an employee would like to be considered for a lateral transfer, the following procedure will be used.

- The person desiring a transfer for the next academic year must discuss it with his/her principal/director (if in a school) or with his/her immediate supervisor (if on the district level).
- The person must then complete a request for transfer form. Request for transfer forms are issued in early January with a deadline for submission to the chief human resource services officer.

When a vacancy for which the person qualifies exists in the school to which the transfer is requested, the person's name will be referred to the principal who will schedule an interview with him/her. Transfer requests will not be made after May 15 in order to ensure stability in school staff for the coming year.

Based upon the recommendation of the site supervisor (and/or other immediate supervisors involved), the normal hiring process will occur.

### **Involuntary transfer/reassignment**

Involuntary transfers may be required when a school's enrollment changes, programs are eliminated, modified or added, or a school opens or closes. If, in the opinion of the superintendent, a transfer would be in the best interest of the district, the superintendent or his/her designee will advise the site supervisor and the employee of the transfer and confirm the reassignment in writing to the employee. Refusal to comply with the transfer may be grounds for dismissal.

- In the event that involuntary transfers would be in the best interest of the district, the superintendent will adhere to the following guidelines:
  - The superintendent is not limited to considering for involuntary transfers only positions in a particular school, area or program in which the loss of enrollment, program change or financial emergency has occurred.
  - The superintendent will determine the appropriate weight to give to these factors depending on the needs and circumstances of the district. Length of service in the district will be a consideration only where the need arises to choose for involuntary transfer

## PAGE 2 - GCK-R - PROFESSIONAL STAFF ASSIGNMENTS AND TRANSFERS

among employees considered by the administration to be equally competent in their performance.

Once the board has approved the elimination of the specified positions or changes to be made in programs, the superintendent will use specific criteria to select employees who are to be considered for involuntary transfer. The superintendent will make the decisions based on the following criteria and in compliance with Board Policy GCQA/GCQB Professional Personnel Reduction in Force.

- The superintendent will make a recommendation to the board based on first, the contract level according to state law, and the remaining criteria in no particular order.

### *Certified personnel*

- contract level achieved (according to state law)
  - quality of instruction
  - certification area and/or type
  - degrees earned
  - certification in other areas which may be available
  - qualification and ability as determined by district evaluation procedures
  - attendance record
  - principal or supervisor's recommendation
  - extracurricular needs of the schools
  - total years of administrative, teaching, and/or paraprofessional experience in the district
  - total years of administrative and/or teaching experience
  - any other factor considered appropriate by the superintendent
- The superintendent or his/her designee will discuss the need for the reassignment with the employee's current site supervisor and with the site supervisor of the position and/or school to which reassignment is being contemplated and the qualifications possessed by a person filling the vacancy.
    - The chief human resource services officer will identify and list all employees who would be eligible for transfer based on the needs of the program in his/her school and in the school where the vacancy exists, as well as the qualifications of the person needed to fill that vacancy.

The principal will meet with the person being transferred to give the reason for the change and establish a date for the transfer.

In the event that student enrollment increases or programs are replaced or reinstated for the next academic year at a school from which a person was involuntarily transferred, he/she will be given priority consideration if he/she wishes to return to the original school. In that case, the person will follow procedures specified for voluntary transfer.

Transfers will not be used as a means of disciplinary action. Transfers for promotion may be exempt from this policy.


Issued 5/20/74; Revised 11/16/81, 6/20/88, 9/25/06, ^





December 13, 2010

TO: Members of the Board of Trustees  
Dr. Herbert M. Berg, Ed.D., Superintendent

FROM: Karl E. Fulmer, Ed.D.   
Chief Financial Services Officer

RE: Budget Calendar Timeline - 2011-2012

Attached is the proposed calendar timeline for the fiscal year 2011-12 budget. This timeline includes a suggested workshop session on January 18, 2011 and presentations to the Board on April 25, May 23, and June 13.

Recommendation:

The administration recommends that the Board approve the 2011-2012 budget calendar timeline and schedule a special budget workshop session on January 18, 2011.

KEF:II

Attachment

# *Draft*

## **Budget Calendar School District Five of Lexington and Richland Counties FY 2011-2012**

December 2010	Financial Services prepares all forms and documents to be used in the budget process and reviews the budget process with school principals and district departments. School principals meet with departments, School Improvement Councils, PTOs, PTAs, and other school groups to identify budget needs for the next year.
Week of January 10, 2011	Principals meet individually with Human Resources Officer to discuss contract levels, employment status, and retirements for all staff for the 2011-12 school year. Complete enrollment projections for each school by grade; calculate allocations to schools
*January 18, 2011	Budget workshop session for Board
Week of January 17, 2011	Principals meet individually with Human Resources Officer to discuss contract levels, employment status, and retirements for all staff for the 2011-12 school year.  Review enrollment projections and allocations with principals
Week of January 24, 2011	Principals meet individually with Human Resources Officer to discuss contract levels, employment status, and retirements for all staff for the 2011-12 school year.  Principals complete distribution of allocations and compile requests over allocations
Week of January 31, 2011	District Cabinet meets with principals to discuss staffing and requests over allocations
Week of February 7, 2011	Meetings with principals continue
Week of February 14, 2011	Meetings with principals continue
Week of February 21, 2011	District Cabinet meets with departments to receive departmental budget requests
Week of February 28, 2011	District Cabinet meets to finalize and approve budget requests over allocations

\* Suggested workshop session

Week of March 7, 2011	Financial Services begins to compile General Fund Budget
Week of March 14, 2011	Budget compilation continues
Week of March 21, 2011	Budget compilation continues
Week of March 28, 2011	Budget compilation completed
Week of April 11, 2011	Budget presentation printed
Week of April 18, 2011	Spring Break
Week of April 18, 2011	Budget included in Board packets
Week of April 25, 2011	Discussion of Budget with Board
Week of May 2, 2011	Budget prepared for 1 <sup>st</sup> reading
Week of May 9, 2011	Budget preparation continues and Budget 1 <sup>st</sup> reading printed
Week of May 16, 2011	Budget 1 <sup>st</sup> reading included in Board packets
Week of May 23, 2011	Budget 1 <sup>st</sup> reading presented to Board
Week of May 30, 2011	Budget 2 <sup>nd</sup> reading prepared
Week of June 6, 2011	Budget prepared for 2 <sup>nd</sup> and final reading and 2 <sup>nd</sup> reading printed
Week of June 13, 2011	Public Hearing of Budget Budget 2 <sup>nd</sup> and final reading approval by Board