



Palmetto Assessment of State Standards (PASS) 2009



**Statewide results and resources at:
<http://ed.sc.gov>**

Presented to the School Board
February 22, 2009



Changes from 2008

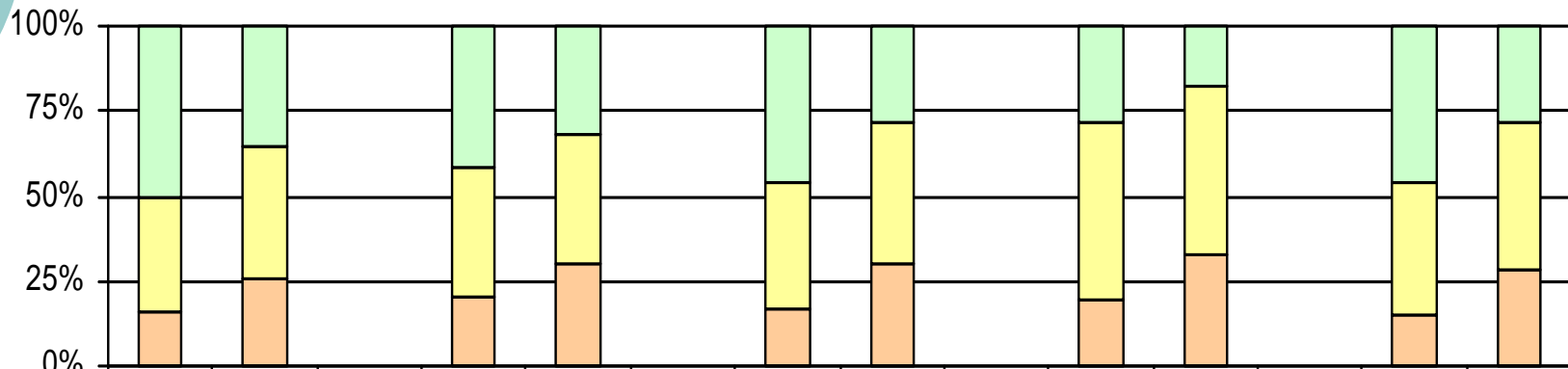
○ PACT

- 4 Sections
 - ELA
 - Math
 - Science
 - Social Studies
- Question Types
 - Multiple Choice
 - Constructed Response
 - Essay
- Students classified as ***Below Basic, Basic, Proficient, or Advanced***
- Administered in one week in the Spring

○ PASS

- 5 sections
 - ELA Reading & Research
 - Writing
 - Math
 - Science
 - Social Studies
- Question Types
 - Multiple Choice
 - Essay
- Students classified as ***Not Met, Met, or Exemplary***
 - Standard level info: (shows strength, weakness)
- Writing administered in March, other sections administered in May

PASS Results (grades 3-8 combined)



	D5 ELA	SC ELA		D5 Writing	SC Writing		D5 Math	SC Math		D5 Science	SC Science		D5 Soc Std	SC Soc Std
Exemplary	50	35		42	32		46	28		29	18		46	28
Met	34	39		38	38		37	42		52	49		39	44
Not Met	16	26		20	30		17	30		20	33		15	28



District Performance (Rankings)

Percent of Students Scoring Exemplary


Grade	ELA	Writing	Math	Science	Soc Stds
3	2	12	3	5	2
4	3	10	3	6	3
5	2	8	4	6	3
6	1	1	2	5	2
7	4	7	2	9	2
8	2	3	2	5	4
Total	2	5	2	4	2

School Percentile Ranks

Percentage of Students Scoring Exemplary

School	Grade	ELA	Writing	Math	Science	Social Studies
Ballentine Elem	3	98	97	95	79	95
	4	96	94	98	95	95
	5	95	90	96	91	98
Chapin Elem	3	89	77	89	93	87
	4	93	78	92	85	81
	5	93	86	91	93	84
Dutch Fork Elem	3	76	57	72	54	90
Dutch Fork Elem	4	75	66	69	77	64
Dutch Fork Elem	5	85	81	66	84	76

Sample Student (front cover)



South Carolina
PASS
Palmetto Assessment of State Standards

Individual Student Report
SPRING 2009

Jamie F. Adamms
Birth Date: 09 / 19 / 1999
Grade 4

Hartsville Intermediate School
Hartsville County School District

Scores from the spring 2009 Palmetto Assessment of State Standards (PASS) are provided in this report.

Test Results:
For each test taken, the student's total scale score and performance level are reported. There are three performance levels for PASS.

Exemplary – The student has demonstrated exemplary performance in meeting the grade level standard.
Met – The student met the grade level standard.
Not Met – The student did not meet the grade level standard.

Types of Items:
All PASS tests contain multiple-choice items. In addition, the writing test for each grade requires students to write a composition on a given topic.

Student Information

Performance
Levels

Types of Items

Sample Student Report

Jamie's PASS Results

Subject	Not Met	Met	Exemplary
Writing		✓	
English Language Arts (Reading and Research)	✓		
Mathematics			✓
Science		✓	
Social Studies		✓	

Students in grades 3, 5, 6, and 8 are tested in either science or social studies.

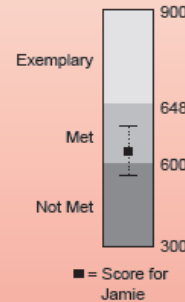
Results Chart

Scale Score & Performance Level



WRITING

Total Scale Score: 610
Performance Level: Met



Score Graph

Performance by Domain



The writing test assesses four domains: content and development, organization, voice, and conventions.

Jamie's test performance shows strengths in the domain(s) listed.

Content & Development
Organization

Jamie may benefit from additional activities that focus on the domain(s) listed.

Voice

Jamie's test performance shows weaknesses and a need for further instruction in the domain(s) listed.

Conventions

Sample Student Report

Non-Standard Testing
Accommodation



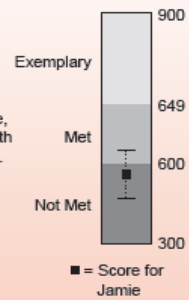
Performance by
Standard



ENGLISH LANGUAGE ARTS (Reading and Research)

Total Scale Score: 580
Performance Level: Not Met*

*Jamie used a non-standard testing accommodation (oral administration); therefore, the test results may not reflect performance with respect to the academic grade level standards.



Jamie's test performance shows strengths in the standard(s) listed.

Reading: *Literary Texts*
Reading: *Informational Texts*

Jamie may benefit from additional activities that focus on the standard(s) listed.

Reading: *Building Vocabulary*

Jamie's test performance shows weaknesses and a need for further instruction in the standard(s) listed.

Researching

Jamie's Lexile range is BRL-85L.

A Lexile range provides information about a student's reading level. To find out how to select books for this Lexile range, contact the teacher, the school's media specialist, or a public librarian. You can also find help online at www.lexile.com.

BR = Beginning Reader

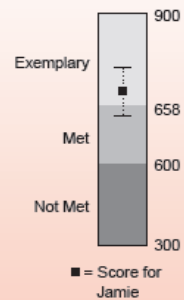
Lexiles (ELA only)



Sample Student Report

MATHEMATICS

Total Scale Score: 680
Performance Level: Exemplary



Jamie's test performance shows strengths in the standard(s) listed.

Number & Operations
Algebra
Measurement

Jamie may benefit from additional activities that focus on the standard(s) listed.

Geometry

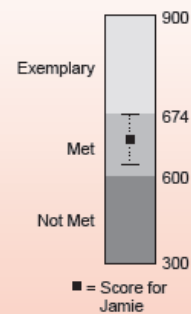
Jamie's test performance shows weaknesses and a need for further instruction in the standard(s) listed.

Data Analysis & Probability

Sample Student Report

SCIENCE

Total Scale Score: 640
Performance Level: Met



Jamie's test performance shows strengths in the standard(s) listed.

*Scientific Inquiry
Organisms & Their Environments*

Jamie may benefit from additional activities that focus on the standard(s) listed.

*Astronomy
Weather*

Jamie's test performance shows weaknesses and a need for further instruction in the standard(s) listed.

Properties of Light & Electricity

Score Graph



For each test, a graph displays the student's total scale score (indicated by a large black dot) in relation to the performance levels. If the student were to take an equivalent test or retake the same test, the student's score might change. However, the score would probably remain within the range marked by the dotted line on the score graph.

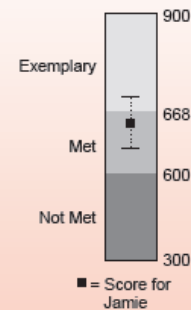
Score Graph
Information

Sample Student Report

SOCIAL STUDIES **(U.S. Studies to 1865)**

Total Scale Score: 660

Performance Level: **Met**



Jamie's test performance shows strengths in the standard(s) listed.

*Exploration
Settlement*

Jamie may benefit from additional activities that focus on the standard(s) listed.

*Colonial Conflict
A New Nation
Westward Movement*

Jamie's test performance shows weaknesses and a need for further instruction in the standard(s) listed.

Civil War

The Description of Achievement Levels for each subject and grade can be accessed on the SCDE Web site:
<http://www.ed.sc.gov/agency/Accountability/Assessment/PASS.html>.

The South Carolina Academic Standards for each subject and grade are located on the SCDE Web site:
<http://www.ed.sc.gov/agency/Standards-and-Learning/Academic-Standards/>.

SCDE Web sites



2010 PASS May Testing Dates

- Writing: March 16 & 17
- ELA: May 11
- Math: May 12
- Science or Social Studies: May 13
- Social Studies (grade 4 & 7): May 14