



Alabama Department of Examiners of Public Accounts

Report on the **St. Clair County Board of Education** **St. Clair County, Alabama**

October 1, 2021 through September 30, 2022

Filed: June 30, 2023

AUDEMUS JURA NOSTRA DEFENDERE
ALABAMA STATE HOUSE

Rachel Laurie Riddle, Chief Examiner



Rachel Laurie Riddle
Chief Examiner

State of Alabama
Department of
Examiners of Public Accounts

P.O. Box 302251, Montgomery, AL 36130-2251
401 Adams Avenue, Suite 280
Montgomery, Alabama 36104-4338
Telephone (334) 242-9200
FAX (334) 242-1775

Honorable Rachel Laurie Riddle
Chief Examiner of Public Accounts
Montgomery, Alabama 36130

Dear Madam:

An audit was conducted on the St. Clair County Board of Education, St. Clair County, Alabama, for the period October 1, 2021 through September 30, 2022, by Examiners Ashley Wood, Denise Owens and Rayley Simmons. I, Ashley Wood, served as Examiner-in-Charge on the engagement, and under the authority of the *Code of Alabama 1975*, Section 41-5A-19, I hereby swear to and submit this report to you on the results of the audit.

Respectfully submitted,

A handwritten signature in blue ink that reads 'Ashley Wood'. The signature is written in a cursive, flowing style.

Ashley Wood
Examiner of Public Accounts

rb

Table of Contents

	<i>Page</i>
Summary	A
Contains items pertaining to federal, state and local legal compliance, Board operations and other matters.	
Schedule of State and Local Compliance and Other Findings	C
Contains detailed information about findings pertaining to state and local legal compliance and other findings.	
Independent Auditor's Report	F
Reports on whether the financial information constitutes a fair presentation of the financial position and results of financial operations in accordance with generally accepted accounting principles (GAAP).	
<u>Basic Financial Statements</u>	1
Provides the minimum combination of financial statements and notes to the financial statements that is required for the fair presentation of the Board's financial position and results of operations in accordance with GAAP.	
Exhibit #1 Statement of Net Position	2
Exhibit #2 Statement of Activities	4
Exhibit #3 Balance Sheet – Governmental Funds	5
Exhibit #4 Reconciliation of the Balance Sheet of Governmental Funds to the Statement of Net Position	6
Exhibit #5 Statement of Revenues, Expenditures and Changes in Fund Balances – Governmental Funds	7
Exhibit #6 Reconciliation of the Statement of Revenues, Expenditures and Changes in Fund Balances of Governmental Funds to the Statement of Activities	8
Notes to the Financial Statements	9

Table of Contents

	<i>Page</i>
<u>Required Supplementary Information</u>	42
Provides information required by the Governmental Accounting Standards Board (GASB) to supplement the basic financial statements. This information has not been audited and no opinion is provided about the information.	
Exhibit #7 Schedule of the Employer’s Proportionate Share of the Collective Net Pension Liability	43
Exhibit #8 Schedule of the Employer’s Contributions – Pension	44
Exhibit #9 Schedule of the Employer’s Proportionate Share of the Collective Net Other Postemployment Benefits (OPEB) Liability Alabama Retired Education Employees’ Health Care Trust	45
Exhibit #10 Schedule of the Employer’s Contributions Other Postemployment Benefits (OPEB) Alabama Retired Education Employees’ Health Care Trust	46
Notes to Required Supplementary Information for Other Postemployment Benefits (OPEB)	47
Exhibit #11 Schedule of Revenues, Expenditures and Changes in Fund Balances – Budget and Actual – General Fund	49
Exhibit #12 Schedule of Revenues, Expenditures and Changes in Fund Balances – Budget and Actual – Special Revenue Fund	50
<u>Supplementary Information</u>	51
Contains financial information and notes relative to federal financial assistance.	
Exhibit #13 Schedule of Expenditures of Federal Awards	52
Notes to the Schedule of Expenditures of Federal Awards	54

Table of Contents

	<i>Page</i>
<u>Additional Information</u>	55
<p>Provides basic information related to the Board, including reports and items required by generally accepted government auditing standards and/or Title 2 U. S. <i>Code of Federal Regulations</i> Part 200, <i>Uniform Administrative Requirements, Cost Principles, and Audit Requirements for Federal Awards (Uniform Guidance)</i> for federal compliance audits.</p>	
Exhibit #14	56
Board Members and Administrative Personnel – a listing of the Board members and administrative personnel.	
Exhibit #15	57
Report on Internal Control Over Financial Reporting and on Compliance and Other Matters Based on an Audit of Financial Statements Performed in Accordance With <i>Government Auditing Standards</i> – a report on internal controls related to the financial statements and on whether the Board complied with laws and regulations which could have a direct and material effect on the Board’s financial statements.	
Exhibit #16	60
Report on Compliance for Each Major Federal Program and Report on Internal Control Over Compliance Required by the <i>Uniform Guidance</i> – a report on internal controls over compliance with requirements of federal statutes, regulations, and the terms and conditions of federal awards applicable to major federal programs and an opinion on whether the Board complied with federal statutes, regulations, and the terms and conditions of its federal awards which could have a direct and material effect on each major program.	
Exhibit #17	64
Schedule of Findings and Questioned Costs – a schedule summarizing the results of audit findings relating to the financial statements as required by <i>Government Auditing Standards</i> and findings and questioned costs for federal awards as required by the <i>Uniform Guidance</i> .	
Exhibit #18	67
Auditee Response/Corrective Action Plan – a response by the Board on the results of the audit and a corrective action plan for federal audit findings.	



Department of
Examiners of Public Accounts

SUMMARY

**St. Clair County Board of Education
October 1, 2021 through September 30, 2022**

The St. Clair County Board of Education (the “Board”) is governed by a seven-member body elected by the citizens of St. Clair County. The members and administrative personnel in charge with governance of the Board are listed in Exhibit 14. The Board is the governmental agency that provides general administration and supervision for St. Clair County Public Schools, preschool through high school, with the exception of schools administered by the Pell City Board of Education.

This report presents the results of an audit the objectives of which were to determine whether the financial statements present fairly the financial position and results of financial operations and whether the Board complied with applicable laws and regulations, including those applicable to its major federal financial assistance programs. The audit was conducted in accordance with auditing standards generally accepted in the United States of America and the standards applicable to financial audits contained in *Government Auditing Standards* issued by the Comptroller General of the United States, as well as the requirements of the Department of Examiners of Public Accounts under the authority of the *Code of Alabama 1975*, Section 41-5A-12.

An unmodified opinion was issued on the financial statements, which means that the Board’s financial statements present fairly, in all material respects, its financial position and the results of its operations for the fiscal year ended September 30, 2022.

AUDIT FINDINGS

Instances of noncompliance with state and local laws and regulations and other matters were found during the audit as shown on the Schedule of State and Local Compliance and Other Findings and they are summarized below.

- ◆ 2022-001: The Board failed to competitively bid purchases in compliance with the *Code of Alabama 1975*, 16-13B-1.
- ◆ 2022-002: The Board failed to ensure all public works projects were bid in compliance with the *Code of Alabama 1975*, Title 39.

A problem was found with the Board's internal controls over financial reporting (Exhibit 17), and it is summarized below:

- ◆ 2022-003: The Board failed to ensure Springville Elementary School followed established policies and procedures related to recording and depositing money collected.

EXIT CONFERENCE

Board members and administrative personnel, as reflected on Exhibit 14, were invited to discuss the results of this report at an exit conference. Individuals in attendance were: Superintendent Justin Burns; Chief School Financial Officer Traci Higgins; and Board Members: Scott Suttle, Marie Manning and Allison Gray. Participating in the exit conference by telephone were Board Members: Nickie VanPelt, Bill Morris and Randy Thompson. Representing the Department of Examiners of Public Accounts were Amanda Hensley, Audit Manager; and Ashley Wood, Examiner.

*Schedule of State and Local
Compliance and Other Findings*

Schedule of State and Local Compliance and Other Findings
For the Year Ended September 30, 2022

Ref. No.	Finding/Noncompliance
2022-001	<p><u>Finding:</u> The <i>Code of Alabama 1975</i>, Section 16-13B-1, commonly referred to as the Competitive Bid Law, requires all expenditures of funds of whatever nature for labor, services, work, or for the purchase of materials, equipment, supplies, or other personal property involving \$15,000 or more, made by or on behalf of any city or county board of education to be made under contractual agreement entered into by free and open competitive bidding, on sealed bids, to the lowest responsible bidder. Furthermore, the <i>Code of Alabama 1975</i>, Section 16-13B-4(d) states that all original bids together with all documents pertaining to the award of the contract shall be retained in accordance with a retention period of at least seven years established by the Local Government Records Commission and shall be open to public inspection. Additionally, Board policy provides, “all purchases will be made in compliance with the competitive bid law, when applicable, and with such corresponding rules, regulations, and procedures as may be set forth in the Board’s finance manual.”</p> <p>During fiscal year 2022, the following issues with bids were noted:</p> <ul style="list-style-type: none"> ✓ The Board approved a bid for electrical supplies; however, certain electrical items purchased which exceeded \$15,000 in the aggregate were not included in the original bid. Additionally, some of the items which were included in the original bid were purchased at a cost higher than the approved bid amount. ✓ The Board spent \$26,910 to rent a piece of equipment but did not bid the rental for this item. ✓ For all bids tested, the Board failed to maintain proper supporting documentation of bids including, but not limited to, signed contracts, E-Verify documentation, and W-9 forms. <p>The Board did not have adequate procedures in place to ensure the Competitive Bid Law and applicable Board policy related to competitive bidding were followed. As a result, the Board failed to comply with all aspects of the Competitive Bid Law and its own purchasing policy.</p> <p><u>Recommendation:</u> The Board should implement policies and procedures to ensure compliance with the Competitive Bid Law and its own purchasing policy.</p> <p><u>Auditee Response:</u> The Board understands and accepts the finding.</p>

Schedule of State and Local Compliance and Other Findings
For the Year Ended September 30, 2022

Ref. No.	Finding/Noncompliance
2022-002	<p><u>Finding:</u></p> <p>The <i>Code of Alabama 1975</i>, Title 39, commonly referred to as the Public Works Law, contains various legal requirements related to public works projects. Public works projects include the construction, installation, repair, renovation, or maintenance of public buildings, in whole or in part, with public funds. Furthermore, Title 39 states that no public works project involving a sum in excess of \$50,000 shall be split into parts involving sums of \$50,000 or less for the purpose of evading the requirements of the Public Works Law.</p> <p>During the fiscal year 2022, the following issues with the Public Works Law were noted:</p> <ul style="list-style-type: none">✓ The Board bid two projects under the Competitive Bid Law although these projects met the definition of a public works project; therefore, the Public Works Law should have been followed. Because the Public Works Law was not followed for these two projects, the Board failed to properly advertise for bids, obtain required bonds, and advertise for completion of these projects.✓ The Board paved a parking lot, meeting the definition of a public works project, without bidding this project under the Public Works Law. The total cost of the project was \$128,218.79. <p>The Board did not have procedures in place to ensure compliance with all aspects of the Public Works Law. As a result, the Board entered into public works contracts without adhering to the requirements of the Public Works Law.</p> <p><u>Recommendation:</u></p> <p>The Board should establish procedures to ensure all public works projects are competitively bid in accordance with the <i>Code of Alabama 1975</i>, Title 39.</p> <p><u>Auditee Response:</u></p> <p>The Board understands and accepts the finding as it relates to Public Works projects, such as paving parking lots. The Board has previously understood that contracts for janitorial services or floor finishing of public school buildings were services that were to be analyzed under the Competitive Bid Law and were not considered Public Works projects. Therefore, the Board bid the contracts at issue for those services under the Competitive Bid Law instead of the Public Works Laws. The Board disagrees with this portion of the finding.</p> <p><u>Auditor's Response:</u></p> <p>We appreciate the Board's response. However, our audit position remains that the <i>Code of Alabama 1975</i>, Title 39, defines Public Works to include the repair or maintenance of public buildings. We reaffirm our finding.</p>

This Page Intentionally Blank

Independent Auditor's Report

Independent Auditor's Report

Members of the St. Clair County Board of Education,
Superintendent and Chief School Financial Officer
Ashville, Alabama

Report on the Audit of the Financial Statements

Opinions

We have audited the financial statements of the governmental activities, each major fund, and the aggregate remaining fund information of the St. Clair County Board of Education, as of and for the year ended September 30, 2022, and related notes to the financial statements, which collectively comprise the St. Clair County Board of Education's basic financial statements as listed in the table of contents as Exhibits 1 through 6.

In our opinion, the accompanying financial statements referred to above present fairly, in all material respects, the respective financial position of the governmental activities, each major fund, and the aggregate remaining fund information of the St. Clair County Board of Education, as of September 30, 2022, and the respective changes in financial position for the year then ended in accordance with accounting principles generally accepted in the United States of America.

Basis for Opinions

We conducted our audit in accordance with auditing standards generally accepted in the United States of America and the standards applicable to financial audits contained in ***Government Auditing Standards***, issued by the Comptroller General of the United States (***Government Auditing Standards***). Our responsibilities under those standards are further described in the Auditor's Responsibilities for the Audit of the Financial Statements section of our report. We are required to be independent of the St. Clair County Board of Education and to meet our other ethical responsibilities in accordance with the relevant ethical requirements relating to our audit. We believe that the audit evidence we have obtained is sufficient and appropriate to provide a basis for our audit opinions.

Responsibilities of Management for the Financial Statements

Management is responsible for the preparation and fair presentation of these financial statements in accordance with accounting principles generally accepted in the United States of America, and for the design, implementation, and maintenance of internal control relevant to the preparation and fair presentation of financial statements that are free from material misstatement, whether due to fraud or error.

In preparing the financial statements, management is required to evaluate whether there are conditions or events, considered in the aggregate, that raise substantial doubt about the St. Clair County Board of Education's ability to continue as a going concern for twelve months beyond the financial statement date, including any currently known information that may raise substantial doubt shortly thereafter.

Auditor's Responsibilities for the Audit of the Financial Statements

Our objectives are to obtain reasonable assurance about whether the financial statements as a whole are free from material misstatement, whether due to fraud or error, and to issue an auditor's report that includes our opinions. Reasonable assurance is a high level of assurance but is not absolute assurance and therefore is not a guarantee that an audit conducted in accordance with generally accepted auditing standards and ***Government Auditing Standards*** will always detect a material misstatement when it exists. The risk of not detecting a material misstatement resulting from fraud is higher than for one resulting from error, as fraud may involve collusion, forgery, intentional omissions, misrepresentations, or the override of internal control. Misstatements are considered material if there is a substantial likelihood that, individually or in the aggregate, they would influence the judgment made by a reasonable user based on the financial statements.

In performing an audit in accordance with generally accepted auditing standards and ***Government Auditing Standards***, we:

- ◆ exercise professional judgment and maintain professional skepticism throughout the audit.
- ◆ identify and assess the risks of material misstatement of the financial statements, whether due to fraud or error, and design and perform audit procedures responsive to those risks. Such procedures include examining, on a test basis, evidence regarding the amounts and disclosures in the financial statements.
- ◆ obtain an understanding of internal control relevant to the audit in order to design audit procedures that are appropriate in the circumstances, but not for the purpose of expressing an opinion on the effectiveness of the St. Clair County Board of Education's internal control. Accordingly, no such opinion is expressed.
- ◆ evaluate the appropriateness of accounting policies used and the reasonableness of significant accounting estimates made by management, as well as evaluate the overall presentation of the financial statements.
- ◆ conclude whether, in our judgment, there are conditions or events, considered in the aggregate, that raise substantial doubt about the St. Clair County Board of Education's ability to continue as a going concern for a reasonable period of time.

We are required to communicate with those charged with governance regarding, among other matters, the planned scope and timing of the audit, significant audit findings, and certain internal control related matters that we identified during the audit.

Required Supplementary Information

Accounting principles generally accepted in the United States of America require that the Management's Discussion and Analysis (MD&A), the Schedule of the Employer's Proportionate Share of the Collective Net Pension Liability, the Schedule of the Employer's Proportionate Share of the Net Other Postemployment Benefits (OPEB) Liability, the Schedules of the Employer's Contributions and the Schedules of Revenues, Expenditures and Changes in Fund Balances – Budget and Actual (Exhibits 7 through 12), be presented to supplement the basic financial statements. Such information is the responsibility of management and, although not a part of the basic financial statements, is required by the Governmental Accounting Standards Board who considers it to be an essential part of financial reporting for placing the basic financial statements in an appropriate operational, economic, or historical context. We have applied certain limited procedures to the required supplementary information in accordance with auditing standards generally accepted in the United States of America, which consisted of inquiries of management about the methods of preparing the information and comparing the information for consistency with management's responses to our inquiries, the basic financial statements, and other knowledge we obtained during our audit of the basic financial statements. We do not express an opinion or provide any assurance on the information because the limited procedures do not provide us with sufficient evidence to express an opinion or provide any assurance.


Management has omitted the Management's Discussion and Analysis (MD&A) that accounting principles generally accepted in the United States of America require to be presented to supplement the basic financial statements. Such missing information, although not a part of the basic financial statements, is required by the Governmental Accounting Standards Board who considers it to be an essential part of the financial reporting for placing the basic financial statements in an appropriate operational, economic, or historical context. Our opinion on the basic financial statements is not affected by this missing information.

Supplementary Information

Our audit was conducted for the purpose of forming opinions on the financial statements that collectively comprise the St. Clair County Board of Education's basic financial statements. The accompanying Schedule of Expenditures of Federal Awards (Exhibit 13), as required by Title 2 U. S. *Code of Federal Regulations* Part 200, *Uniform Administrative Requirements, Cost Principles, and Audit Requirements for Federal Awards (Uniform Guidance)*, is presented for the purpose of additional analysis, and is not a required part of the basic financial statements. Such information is the responsibility of management and was derived from and relates directly to the underlying accounting and other records used to prepare the basic financial statements. The information has been subjected to the auditing procedures applied in the audit of the basic financial statements and certain additional procedures, including comparing and reconciling such information directly to the underlying accounting and other records used to prepare the basic financial statements or to the basic financial statements themselves, and other additional procedures in accordance with auditing standards generally accepted in the United States of America. In our opinion, the Schedule of Expenditures of Federal Awards is fairly stated, in all material respects, in relation to the basic financial statements as a whole.

Other Reporting Required by Government Auditing Standards

In accordance with *Government Auditing Standards*, we have also issued our report dated June 8, 2023, on our consideration of the St. Clair County Board of Education's internal control over financial reporting and on our tests of its compliance with certain provisions of laws, regulations, contracts and grant agreements and other matters. The purpose of that report is solely to describe the scope of our testing of internal control over financial reporting and compliance and the results of that testing, and not to provide an opinion on the effectiveness of the St. Clair County Board of Education's internal control over financial reporting or on compliance. That report is an integral part of an audit performed in accordance with *Government Auditing Standards* in considering the St. Clair County Board of Education's internal control over financial reporting and compliance.



Rachel Laurie Riddle
Chief Examiner
Department of Examiners of Public Accounts

Montgomery, Alabama

June 8, 2023

This Page Intentionally Blank

Basic Financial Statements

Statement to Net Position
September 30, 2022

	Governmental Activities
<u>Assets</u>	
Cash and Cash Equivalents	\$ 43,978,962.28
Ad Valorem Property Taxes Receivable	9,203,509.00
Receivables (Note 4)	2,800,595.30
Inventories	351,998.96
Prepaid Assets	2,502.98
Capital Assets (Note 5):	
Nondepreciable	6,446,707.45
Depreciable, Net	99,727,631.42
Total Assets	<u>162,511,907.39</u>
<u>Deferred Outflows of Resources</u>	
Loss on Refunding of Debt	1,125,907.41
Employer Pension Contribution	6,264,324.86
Proportionate Share of Collective Deferred Outflows Related to Net Pension Liability	16,633,000.00
Employer Other Postemployment Benefits (OPEB) Contribution	1,541,603.00
Proportionate Share of Collective Deferred Outflows Related to Net Other Postemployment Benefits (OPEB) Liability	17,552,400.00
Total Deferred Outflows of Resources	<u>43,117,235.27</u>
<u>Liabilities</u>	
Payables (Note 8)	412,714.69
Unearned Revenue	93,844.15
Salaries and Benefits Payable	7,323,868.18
Long-Term Liabilities (Note 9):	
Portion Due or Payable Within One Year	3,252,154.33
Portion Due or Payable After One Year	152,051,015.02
Total Liabilities	<u>163,133,596.37</u>
<u>Deferred Inflows of Resources</u>	
Unavailable Revenue - Property Taxes	9,203,509.00
Proportionate Share of Collective Deferred Inflows Related to Net Pension Liability	23,473,000.00
Proportionate Share of Collective Deferred Inflows Related to Net Other Postemployment Benefits (OPEB) Liability	34,961,266.00
Total Deferred Inflows of Resources	<u>\$ 67,637,775.00</u>

The accompanying Notes to the Financial Statements are an integral part of this statement.

	Governmental Activities
<hr/>	
<u>Net Position</u>	
Net Investment in Capital Assets	\$ 55,107,975.21
Restricted for:	
Capital Projects	1,820,603.52
Debt Service	24,348,332.21
Child Nutrition	3,773,334.69
Other Purposes	2,830,811.24
Unrestricted	<u>(113,023,285.58)</u>
Total Net Position	<u><u>\$ (25,142,228.71)</u></u>

Statement of Activities
For the Year Ended September 30, 2022

Functions/Programs	Expenses	Program Revenues			Net (Expenses) Revenues
		Charges for Services	Operating Grants and Contributions	Capital Grants and Contributions	and Changes in Net Position Total Governmental Activities
Governmental Activities					
Instruction	\$ 54,570,780.64	\$ 1,408,914.54	\$ 50,532,021.91	\$ 3,485,128.00	\$ 855,283.81
Instructional Support	14,997,754.97	571,670.87	11,224,319.56		(3,201,764.54)
Operation and Maintenance	9,410,634.50	323,156.83	5,797,757.74	36,627.00	(3,253,092.93)
Auxiliary Services:					
Student Transportation Services	5,674,197.74	158,110.49	4,541,728.35		(974,358.90)
Food Services	6,534,794.63	6,397,349.22	684,899.58		547,454.17
General Administrative and Central Support	3,187,956.07	46,075.00	1,532,182.60		(1,609,698.47)
Interest and Fiscal Charges	1,425,784.28				(1,425,784.28)
Other Expenses	6,296,382.91	1,618,319.61	3,020,467.41		(1,657,595.89)
Total Governmental Activities	<u>\$ 102,098,285.74</u>	<u>\$ 10,523,596.56</u>	<u>\$ 77,333,377.15</u>	<u>\$ 3,521,755.00</u>	<u>(10,719,557.03)</u>
General Revenues:					
Taxes:					
Property Taxes for General Purposes					6,345,824.24
Property Taxes for Specific Purposes					3,121,884.98
Local Sales Tax					7,938,770.47
Alcohol Beverage Tax					81,154.70
Other Taxes					127,451.28
Grants and Contributions Not Restricted for Specific Programs					34,662.45
Investment Earnings					138,808.81
Gain on Disposition of Capital Assets					
Miscellaneous					4,998,021.66
Total General Revenues					<u>22,786,578.59</u>
Changes in Net Position					12,067,021.56
Net Position - Beginning of Year					<u>(37,209,250.27)</u>
Net Position - End of Year					<u>\$ (25,142,228.71)</u>

The accompanying Notes to the Financial Statements are an integral part of this statement.

Balance Sheet
Governmental Funds
September 30, 2022

	General Fund	Special Revenue Fund	Capital Projects Fund	Other Governmental Fund	Total Governmental Funds
Assets					
Cash and Cash Equivalents	\$ 10,494,909.00	\$ 7,229,118.72	\$ 23,747,051.13	\$ 2,507,883.43	\$ 43,978,962.28
Ad Valorem Property Taxes Receivable	9,203,509.00				9,203,509.00
Receivables (Note 4)	1,229,674.26	1,570,921.04			2,800,595.30
Interfund Receivables	1,095,159.46				1,095,159.46
Inventories		351,998.96			351,998.96
Prepaid Assets	2,502.98				2,502.98
Total Assets	<u>22,025,754.70</u>	<u>9,152,038.72</u>	<u>23,747,051.13</u>	<u>2,507,883.43</u>	<u>57,432,727.98</u>
Liabilities, Deferred Inflows of Resources and Fund Balances					
Liabilities					
Payables (Note 8)	311,963.87	7,816.99	92,933.83		412,714.69
Interfund Payables		1,095,159.46			1,095,159.46
Unearned Revenue	4,292.24	89,551.91			93,844.15
Salaries and Benefits Payable	7,064,697.77	259,170.41			7,323,868.18
Total Liabilities	<u>7,380,953.88</u>	<u>1,451,698.77</u>	<u>92,933.83</u>		<u>8,925,586.48</u>
Deferred Inflows of Resources					
Unavailable Revenue - Property Taxes	9,203,509.00				9,203,509.00
Total Deferred Inflows of Resources	<u>9,203,509.00</u>				<u>9,203,509.00</u>
Fund Balances					
Nonspendable:					
Inventories		351,998.96			351,998.96
Prepaid Items	2,502.98				2,502.98
Restricted for:					
Debt Service	6,935.00		21,833,513.78	2,507,883.43	24,348,332.21
Capital Projects			1,820,603.52		1,820,603.52
Other Purposes	2,828,308.26				2,828,308.26
Child Nutrition		3,421,335.73			3,421,335.73
Assigned to:					
Local Schools		3,927,005.26			3,927,005.26
Unassigned	2,603,545.58				2,603,545.58
Total Fund Balances	<u>5,441,291.82</u>	<u>7,700,339.95</u>	<u>23,654,117.30</u>	<u>2,507,883.43</u>	<u>39,303,632.50</u>
Total Liabilities, Deferred Inflows of Resources and Fund Balances	<u>\$ 22,025,754.70</u>	<u>\$ 9,152,038.72</u>	<u>\$ 23,747,051.13</u>	<u>\$ 2,507,883.43</u>	<u>\$ 57,432,727.98</u>

The accompanying Notes to the Financial Statements are an integral part of this statement.

***Reconciliation of the Balance Sheet of Governmental Funds to the
Statement of Net Position
September 30, 2022***

Total Fund Balances - Governmental Funds (Exhibit 3) \$ 39,303,632.50

Amounts reported for governmental activities in the Statement of Net Position (Exhibit 1)
are different because:

Capital assets used in governmental activities are not financial resources and,
therefore, are not reported as assets in governmental funds.

The Cost of Capital Assets is	\$ 173,767,551.16	
Accumulated Depreciation is	<u>(67,593,212.29)</u>	
		106,174,338.87

Losses on refunding of debt are reported as deferred outflows of resources and are not available to pay for current-period expenditures and, therefore, are deferred on the Statement of Net Position.	1,125,907.41
--	--------------

Deferred outflows and inflows of resources related to pensions are applicable to future periods and, therefore, are not reported in the governmental funds.	(575,675.14)
---	--------------

Deferred outflows and inflows of resources related to Other Postemployment Benefit Obligations (OPEB) are applicable to future periods and, therefore, are not reported in the governmental funds.	(15,867,263.00)
--	-----------------

Long-term liabilities, including warrants payable and pension and OPEB liabilities, are not due and payable in the current period and, therefore, are not reported as liabilities in the funds.

Current Portion of Long-Term Debt	\$ 3,252,154.33	
Noncurrent Portion of Long-Term Debt	<u>152,051,015.02</u>	
		<u>(155,303,169.35)</u>

Total Net Position - Governmental Activities	<u><u>\$ (25,142,228.71)</u></u>
--	----------------------------------

The accompanying Notes to the Financial Statements are an integral part of this statement.

Statement of Revenues, Expenditures and Changes in Fund Balances
Governmental Funds
For the Year Ended September 30, 2022

	General Fund	Special Revenue Fund	Capital Projects Fund	Other Governmental Fund	Total Governmental Funds
Revenues					
State	\$ 66,555,539.06	\$	\$ 4,199,624.40	\$ 315,195.60	\$ 71,070,359.06
Federal	441,306.37	15,130,340.12			15,571,646.49
Local	15,350,782.29	6,396,774.22	379,694.34	2,853,733.28	24,980,984.13
Other	83,977.16	2,445,189.30			2,529,166.46
Total Revenues	82,431,604.88	23,972,303.64	4,579,318.74	3,168,928.88	114,152,156.14
Expenditures					
Current:					
Instruction	46,210,732.36	9,358,765.88			55,569,498.24
Instructional Support	12,838,851.26	2,291,538.36			15,130,389.62
Operation and Maintenance	7,506,446.43	1,068,636.84	892,303.04		9,467,386.31
Auxiliary Services:					
Student Transportation Services	5,004,576.77	181,697.78	85,808.00		5,272,082.55
Food Services		6,979,569.58			6,979,569.58
General Administrative and Central Support	2,851,725.90	449,762.61			3,301,488.51
Other	3,063,907.26	3,248,021.58			6,311,928.84
Capital Outlay	38,832.99	204,592.90	5,394,982.34		5,638,408.23
Debt Service:					
Principal Retirement			1,448,333.33	1,302,142.72	2,750,476.05
Interest and Fiscal Charges			339,619.50	1,175,710.38	1,515,329.88
Total Expenditures	77,515,072.97	23,782,585.53	8,161,046.21	2,477,853.10	111,936,557.81
Excess (Deficiency) of Revenues Over Expenditures	4,916,531.91	189,718.11	(3,581,727.47)	691,075.78	2,215,598.33
Other Financing Sources (Uses)					
Indirect Cost	492,333.95				492,333.95
Transfers In	835,024.96	2,174,392.26		1,235,000.00	4,244,417.22
Other Financing Sources	12,612.55		538.61		13,151.16
Transfers Out	(3,409,392.26)	(835,024.96)			(4,244,417.22)
Total Other Financing Sources (Uses)	(2,069,420.80)	1,339,367.30	538.61	1,235,000.00	505,485.11
Net Changes in Fund Balances	2,847,111.11	1,529,085.41	(3,581,188.86)	1,926,075.78	2,721,083.44
Fund Balances - Beginning of Year	2,594,180.71	6,171,254.54	27,235,306.16	581,807.65	36,582,549.06
Fund Balances - End of Year	\$ 5,441,291.82	\$ 7,700,339.95	\$ 23,654,117.30	\$ 2,507,883.43	\$ 39,303,632.50

The accompanying Notes to the Financial Statements are an integral part of this statement.

Reconciliation of the Statement of Revenues, Expenditures and Changes in Fund Balances of Governmental Funds to the Statement of Activities For the Year Ended September 30, 2022

Net Changes in Fund Balances - Total Governmental Funds (Exhibit 5) \$ 2,721,083.44

Amounts reported for governmental activities in the Statement of Activities (Exhibit 2) are different because:

Capital outlays to purchase or build capital assets are reported in governmental funds as expenditures. However, in the Statement of Activities, the cost of those assets is allocated over their estimated useful lives as depreciation expense. This is the amount by which depreciation expense differs from capital outlays in the period.

Capital Outlays	\$ 5,638,408.23	
Depreciation Expense	<u>(3,510,526.80)</u>	2,127,881.43

Repayment of debt principal is an expenditure in the governmental funds, but it reduces long-term liabilities in the Statement of Net Position and does not affect the Statement of Activities. 2,750,476.05

In the Statement of Activities, only the gain or loss on the sale of capital assets is reported, whereas in the governmental funds, the proceeds from the sale increase financial resources. The change in net position differs from the change in fund balances by this amount.

Loss on Disposition of Capital Assets	(93,194.93)
---------------------------------------	-------------

Some expenses reported in the Statement of Activities do not require the use of current financial resources and, therefore, are not reported as expenditures in governmental funds.

Compensated Absences, Current Year Increase/(Decrease) in Noncurrent Portion	\$ (145,906.77)	
Amortization of Bond Premiums and Deferred Loss on Refunding	(89,545.60)	
Pension Expense, Current Year Increase/(Decrease)	(501,067.20)	
OPEB Expense, Current Year Increase/(Decrease)	<u>(3,824,256.00)</u>	
		<u>4,560,775.57</u>

Change in Net Position of Governmental Activities	<u><u>\$ 12,067,021.56</u></u>
---	--------------------------------

The accompanying Notes to the Financial Statements are an integral part of this statement.

Notes to the Financial Statements

For the Year Ended September 30, 2022

Note 1 – Summary of Significant Accounting Policies

The financial statements of the St. Clair County Board of Education (the “Board”) have been prepared in conformity with generally accepted accounting principles (GAAP) as applied to governmental units. The Governmental Accounting Standards Board (GASB) is the accepted standard-setting body for establishing governmental accounting and financial reporting principles. The more significant of the government's accounting policies are described below.

A. Reporting Entity

The Board is governed by a separately elected board composed of seven members elected by the qualified electors of the County. The Board is responsible for the general administration and supervision of the public schools for the educational interests of the County (with the exception of cities having a city board of education).

Generally accepted accounting principles (GAAP) require that the financial reporting entity consist of the primary government and its component units. Accordingly, the accompanying financial statements present the Board (a primary government).

Component units are legally separate organizations for which the elected officials of the primary government are financially accountable and other organizations for which the nature and significance of their relationship with the primary government are such that exclusion would cause the reporting entity's financial statements to be misleading or incomplete. Based on the application of these criteria, there are no component units which should be included as part of the financial reporting entity of the Board.

B. Government-Wide and Fund Financial Statements

Government-Wide Financial Statements

The Statement of Net Position and the Statement of Activities display information about the Board. These statements include the financial activities of the overall government. Eliminations have been made to minimize the double counting of internal activities. Governmental activities generally are financed through taxes, intergovernmental revenues, and other nonexchange transactions.

Notes to the Financial Statements

For the Year Ended September 30, 2022

The Statement of Activities presents a comparison between direct expenses and program revenues for each function of the Board's governmental activities. Direct expenses are those that are specifically associated with a program or function and, therefore, are clearly identifiable to a particular function. The Board does not allocate indirect expenses to the various functions. Program revenues include (a) charges to customers or applicants who purchase, use or directly benefit from goods, services, or privileges provided by a given function or program and (b) grants and contributions that are restricted to meeting the operational or capital requirements of a particular program. Revenues that are not classified as program revenues, including all taxes, are presented as general revenues.

Fund Financial Statements

The fund financial statements provide information about the Board's funds. Separate statements for each fund category are presented. The emphasis of fund financial statements is on major governmental funds, each displayed in a separate column. The remaining governmental fund is reported as a nonmajor fund in the Other Governmental Fund column.

The Board reports the following major governmental funds:

- ◆ **General Fund** – The General Fund is the primary operating fund of the Board. It is used to account for all financial resources except those required to be accounted for in another fund. The Board primarily receives revenues from the Education Trust Fund (ETF) and local taxes. Amounts appropriated from the ETF were allocated to the school board on a formula basis.
- ◆ **Special Revenue Fund** – This fund is used to account for and report the proceeds of specific revenue sources that are restricted or committed to expenditure for specified purposes other than debt service or capital projects. Various federal and local funding sources are included in this fund. Some of the significant federal funding sources include the federal funds that are received for Special Education, Title I, COVID-19 assistance and the Child Nutrition Program in addition to various smaller grants, which are required to be spent for the purposes of the applicable federal grants. Also included in this fund are the public and non-public funds received by the local schools which are generally not considered restricted or committed.
- ◆ **Capital Projects Fund** – This fund is used to account for and report financial resources that are restricted, committed, or assigned to expenditure for capital outlay, including the acquisition or construction of capital facilities and other capital assets. Also included in this fund are Alabama Department of Education appropriations which are restricted to their use.

Notes to the Financial Statements

For the Year Ended September 30, 2022

The Board reports the following fund types in the Other Governmental Fund column:

- ◆ **Debt Service Fund** – This fund is used to account for and report financial resources that are restricted, committed, or assigned to expenditure for principal and interest and the accumulation of resources for principal and interest payments maturing in future years.

C. Measurement Focus, Basis of Accounting and Financial Statement Presentation

The government-wide financial statements are reported using the economic resources measurement focus and the accrual basis of accounting. Revenues are recorded when earned and expenses are recorded at the time liabilities are incurred, regardless of the timing of related cash flows. Nonexchange transactions, in which the Board gives (or receives) value without directly receiving (or giving) equal value in exchange, include property taxes, grants, entitlements, and donations. On an accrual basis, revenue from grants, entitlements, and donations is recognized in the fiscal year in which all eligibility requirements have been satisfied. Revenue from property taxes is recognized in the fiscal year for which the taxes are levied.

As a general rule, the effect of interfund activity has been eliminated from the government-wide financial statements.

Governmental fund financial statements are reported using the current financial resources measurement focus and the modified accrual basis of accounting. Revenues are recognized as soon as they are both measurable and available. Revenues are considered to be available when they are collectible within the current period or soon enough thereafter to pay liabilities of the current period. For this purpose, the Board considers revenues to be available when they are collected within sixty (60) days of the end of the current fiscal year. Expenditures are recorded when the related fund liability is incurred, except for principal and interest on general long-term debt, claims and judgments, and compensated absences, which are recognized as expenditures to the extent they have matured. General capital asset acquisitions are reported as expenditures in governmental funds. General long-term debt issued and acquisitions under capital leases are reported as other financing sources.

Under the terms of grant agreements, the Board funds certain programs by a combination of specific cost-reimbursement grants, categorical block grants, and general revenues. Thus, when program expenses are incurred, there is both restricted and unrestricted net position available to finance the program. It is the Board's policy to first apply cost-reimbursement grant resources to such programs, followed by categorical block grants and then by general revenues.

Notes to the Financial Statements
For the Year Ended September 30, 2022

D. Assets, Deferred Outflows of Resources, Liabilities, Deferred Inflows of Resources and Net Position/Fund Balances

1. Deposits and Investments

Cash and cash equivalents include cash on hand, demand deposits and short-term investments with original maturities of three months or less from the date of acquisition.

Statutes authorize the Board to invest in obligations of the U. S. Treasury, obligations of any state of the United States, general obligations of any Alabama county or city board of education secured by the pledge of the three-mill school tax and certificates of deposit.

Investments are reported at fair value, based on quoted market prices, except for money market investments and repurchase agreements, which are reported at amortized cost. The Board reports all money market investments – U. S. Treasury bills and bankers' acceptances having a remaining maturity at time of purchase of one year or less – at amortized cost.

2. Receivables

Sales tax receivables are based on the amounts collected within 60 days after year-end. The allowance for uncollectibles for ad valorem taxes is based on past collection experience.

Millage rates for property taxes are levied at the first regular meeting of the County Commission in February of the initial year of the levy. Property is assessed for taxation as of October 1 of the preceding year based on the millage rates established by the County Commission. Property taxes are due and payable the following October 1 and are delinquent after December 31. Amounts receivable, net of estimated refunds and estimated uncollectible amounts, are recorded for the property taxes levied in the current year. However, since the amounts are not available to fund current year operations, the revenue is deferred and recognized in the subsequent fiscal year when the taxes are both due and collectible and available to fund operations.

Receivables due from other governments include amounts due from grantors for grants issued for specific programs and taxes from local governments.

3. Inventories

Inventories are valued at cost, which approximates market, using the first-in/first-out (FIFO) method. Inventories of governmental funds are recorded as expenditures when consumed rather than when purchased.

Notes to the Financial Statements
For the Year Ended September 30, 2022

4. Restricted Assets

Certain funds received from the State Department of Education for capital projects and improvements, as well as certain resources set aside for repayment of debt, included in cash and cash equivalents and in cash with fiscal agent on the financial statements, are considered restricted assets because they are maintained separately, and their use is limited. The Public School Capital Projects, Fleet Renewal and Bond Issue Payments proceeds are restricted for use in various construction projects and the purchase of school buses. The Debt Service Fund is used to report resources set aside to pay the principal and interest on debt as it becomes due.

5. Capital Assets

Capital assets, which include property and equipment, are reported in the government-wide financial statements. Such assets are valued at cost where historical records are available and at an estimated historical cost where no historical records exist. Donated fixed assets are valued at their estimated fair market value on the date received. Additions, improvements and other capital outlays that significantly extend the useful life of an asset are capitalized. Other costs incurred for repairs and maintenance are expensed as incurred. Major outlays of capital assets and improvements are capitalized as projects are constructed.

Depreciation on all assets is provided on the straight-line basis over the assets estimated useful life. Capitalization thresholds (the dollar values above which asset acquisitions are added to the capital asset accounts) and estimated useful lives of capital assets reported in the government-wide statements are as follows:

	Capitalization Threshold	Estimated Useful Life
Land Improvements	\$50,000	20 years
Building Improvements	\$50,000	5 - 50 years
Vehicles, Equipment and Furniture	\$ 5,000	5 - 20 years

6. Deferred Outflows of Resources

Deferred outflows of resources are reported in the Statement of Net Position. Deferred outflows of resources are defined as a consumption of net position by the government that is applicable to a future reporting period. Deferred outflows of resources increase net position, similar to assets.

Notes to the Financial Statements

For the Year Ended September 30, 2022

7. Long-Term Obligations

In the government-wide financial statements, long-term debt and other long-term obligations are reported as liabilities in the Statement of Net Position. Bond/Warrant premiums and discounts are deferred and amortized over the life of the debt. Bonds/Warrants payable are reported gross, with the applicable premium or discount reported on separate lines. Issuance costs are reported as an expense in the period incurred.

In the fund financial statements, governmental fund types recognize bond premiums and discounts, as well as issuance costs, during the current period. The face amount of debt issued is reported as other financing sources. Premiums received on debt issuances are reported as other financing sources while discounts on debt issuances are reported as other financing uses. Issuance costs, whether or not withheld from the actual debt proceeds received, are reported as expenditures.

8. Compensated Absences

The Board's vacation leave policy consists of the following: All personnel who are employed for twelve months are entitled to earn one day vacation leave per month. A maximum of 30 days-unused vacation leave days may be carried over to the next year.

9. Deferred Inflows of Resources

Deferred inflows of resources are reported in the government-wide and fund financial statements. Deferred inflows of resources are defined as an acquisition of net position/fund balances by the government that is applicable to a future reporting period. Deferred inflows of resources decrease net position/fund balances, similar to liabilities.

10. Net Position/Fund Balances

Net position is reported on the government-wide financial statements and is required to be classified for accounting and reporting purposes into the following categories:

- ◆ **Net Investment in Capital Assets** – Capital assets minus accumulated depreciation and outstanding principal balances of debt attributable to the acquisition, construction or improvement of those assets plus or minus any deferred outflows of resources and deferred inflows of resources that are attributable to those assets or related debt. Any significant unspent related debt proceeds and any deferred outflows or inflows at year-end related to capital assets are not included in this calculation.

Notes to the Financial Statements

For the Year Ended September 30, 2022

- ◆ **Restricted** – Constraints imposed on net position by external creditors, grantors, contributors, laws or regulations of other governments, or law through constitutional provision or enabling legislation.
- ◆ **Unrestricted** – The net amount of assets, deferred outflows of resources, liabilities, and deferred inflows of resources that are not included in the determination of net investment in capital assets or the restricted portion of net position. Assignments and commitments of unrestricted net position should not be reported on the face of the Statement of Net Position.

Fund balance is reported in governmental funds in the fund financial statements under the following five categories:

- a) Nonspendable fund balances include amounts that cannot be spent because they are either (a) not in spendable form or (b) legally or contractually required to be maintained intact. Examples of nonspendable fund balance reserves for which fund balance shall not be available for financing general operating expenditures include: inventories, prepaid items, and long-term receivables.
- b) Restricted fund balances consist of amounts that are subject to externally enforceable legal restrictions imposed by creditors, grantors, contributors, or laws and regulations of other governments; or through constitutional provisions or enabling legislation.
- c) Committed fund balances consist of amounts that are subject to a purpose constraint imposed by formal action or resolution of the Board, which is the highest level of decision-making authority, before the end of the fiscal year and that require the same level of formal action to remove or modify the constraint.
- d) Assigned fund balances consist of amounts that are intended to be used by the Board for specific purposes. The Board authorized the Superintendent or Chief School Financial Officer to make a determination of the assigned amounts of fund balance. Such assignments may not exceed the available (spendable, unrestricted, uncommitted) fund balance in any particular fund. Assigned fund balances require the same level of authority to remove the constraint.
- e) Unassigned fund balances include all spendable amounts not contained in the other classifications. This portion of the total fund balance in the General Fund is available to finance operating expenditures.

Notes to the Financial Statements

For the Year Ended September 30, 2022

When an expenditure is incurred for purposes for which both restricted and unrestricted (committed, assigned, or unassigned) amounts are available, it shall be the policy of the Board to consider restricted amounts to have been reduced first. When an expenditure is incurred for the purposes for which amounts in any of the unrestricted fund balance classifications could be used, it shall be the policy of the Board that committed amounts would be reduced first, followed by assigned amounts and then unassigned amounts.

Minimum Fund Balance Policies – The Board, in accordance with Alabama law, directs that a General Fund reserve fund balance be maintained of an amount not less than one month’s operating expenditures. Operating expenditures shall include all funds necessary to support normal operations of the school district for one month.

E. Pensions

For purposes of measuring the net pension liability, deferred outflows of resources and deferred inflows of resources related to pensions, and pension expense, the Teachers’ Retirement System of Alabama (the “Plan”) financial statements are prepared using the economic resources measurement focus and accrual basis of accounting. Contributions are recognized as revenues when earned, pursuant to Plan requirements. Benefits and refunds are recognized as revenues when due and payable in accordance with the terms of the Plan. Expenses are recognized when the corresponding liability is incurred, regardless of when the payment is made. Investments are reported at fair value. Financial statements are prepared in accordance with requirements of the Governmental Accounting Standards Board (GASB). Under these requirements, the Plan is considered a component unit of the State of Alabama and is included in the State’s Annual Comprehensive Financial Report.

F. Postemployment Benefits Other Than Pensions (OPEB)

The Alabama Retired Education Employees’ Health Care Trust (the “Trust”) financial statements are prepared by using the economic resources measurement focus and accrual basis of accounting. This includes for purposes of measuring the net OPEB liability, deferred outflows of resources and deferred inflows of resources related to OPEB, and OPEB expense, information about the fiduciary net position of the Trust and additions to/deductions from the Trust’s fiduciary net position. Plan member contributions are recognized in the period in which the contributions are due. Employer contributions are recognized when due pursuant to plan requirements. Benefits are recognized when due and payable in accordance with the terms of the plan. Subsequent events were evaluated by management through the date the financial statements were issued.

Notes to the Financial Statements

For the Year Ended September 30, 2022

Note 2 – Stewardship, Compliance, and Accountability

Budgets

Budgets are adopted on a basis of accounting consistent with accounting principles generally accepted in the United States of America (GAAP) for the General Fund and the Special Revenue Fund with the exception of salaries and benefits, which are budgeted only to the extent expected to be paid rather than on the modified accrual basis of accounting. All other governmental funds adopt budgets on the modified accrual basis of accounting, with the exception of the Capital Projects Fund, which adopts project-length budgets. All appropriations lapse at fiscal year-end.

On or before October 1 of each year, each county board of education shall prepare and submit to the State Superintendent of Education the annual budget to be adopted by the County Board of Education. The Superintendent or County Board of Education shall not approve any budget for operations of the school for any fiscal year which shall show expenditures in excess of income estimated to be available plus any balances on hand.

Note 3 – Deposits and Investments

A. Deposits

The custodial credit risk for deposits is the risk that, in the event of a bank failure, the Board will not be able to cover deposits or will not be able to recover collateral securities that are in the possession of an outside party. The Board's deposits at year-end were entirely covered by federal depository insurance or by the Security for Alabama Funds Enhancement Program (SAFE Program). The SAFE Program was established by the Alabama Legislature and is governed by the provisions contained in the *Code of Alabama 1975*, Sections 41-14A-1 through 41-14A-14. Under the SAFE Program all public funds are protected through a collateral pool administered by the Alabama State Treasurer's Office. Under this program, financial institutions holding deposits of public funds must pledge securities as collateral against those deposits. In the event of failure of a financial institution, securities pledged by that financial institution would be liquidated by the State Treasurer to replace the public deposits not covered by the Federal Deposit Insurance Corporation (FDIC). If the securities pledged fail to produce adequate funds, every institution participating in the pool would share the liability for the remaining balance.

B. Cash with Fiscal Agent

Statutes authorize the Board to invest in obligations of the U. S. Treasury, obligations of any state of the United States, general obligations of any Alabama county or city board of education secured by pledge of the three-mill school tax and other obligations as outlined in the *Code of Alabama 1975*, Section 19-3-120 and Section 19-3-120.1.

Notes to the Financial Statements

For the Year Ended September 30, 2022

As of September 30, 2022, the Board’s cash with fiscal agent, reported with cash and cash equivalents, was invested as follows:

Investment Type	Amortized Cost	Maturity	Rating (*)
Goldman Sachs Financial Square Funds – Treasury Instruments Fund	\$19,069,726.60	52 days weighted average	AAAm-G
Fidelity Investments Money Market Treasury Only – Class III	\$ 716,263.71	90 days or less	AAAm
(*) Standard & Poor’s Ratings Service			

Cash with fiscal agent, reported with cash and cash equivalents, in the Debt Service Fund, also included \$579,829.73 of QSCB 2009 funds that are held by the State of Alabama for future debt payment. Cash with fiscal agent, reported with cash and cash equivalents in the Capital Projects Fund, also includes \$830,522.01 of Series 2019 Leveraged Funds held by the State of Alabama for future capital projects.

Interest Rate Risk – Interest rate risk is the risk that changes in interest rates will adversely affect the fair value of an investment. The Board does not have a formal investment policy that limits investment maturities as a means of managing its exposure to fair value losses arising from increased interest rates.

Credit Risk – Credit risk is the risk that an issuer or other counterparty to an investment will not fulfill its obligation. State law requires that pre-funded public obligations, such as any bonds or other obligations of any state of the United States of America or of any agency instrumentality or local governmental unity of any such state that the Board invests in be rated in the highest rating category of Standard & Poor’s Corporation and Moody’s Investor Services, Inc. The Board does not have a formal investment policy requiring investments to be rated in the highest rating category. The Board does not have a formal policy that addresses its investment choices.

Custodial Credit Risk – For an investment, this is the risk that, in the event of the failure of the counterparty, the government will not be able to cover the value of its investments or collateral securities that are in the possession of an outside party. The Board does not have a formal investment policy that limits the amount of securities that can be held by counterparties.

Concentrations of Credit Risk – Concentration of credit risk is the risk of loss attributed to the magnitude of a government’s investment in a single issuer. The Board does not have a formal investment policy that places limits on the amount.

Notes to the Financial Statements
For the Year Ended September 30, 2022

Note 4 – Receivables

On September 30, 2022, receivables for the Board’s individual major funds are as follows:

	General Fund	Special Revenue Fund	Total
Receivables:			
Accounts Receivable	\$ 42,827.80	\$ 82,829.03	\$ 125,656.83
Intergovernmental	540,292.91	1,488,092.01	2,028,384.92
Sales Tax	646,553.55		646,553.55
Total Receivables	\$1,229,674.26	\$1,570,921.04	\$2,800,595.30

Note 5 – Capital Assets

Capital asset activity for the year ended September 30, 2022, was as follows:

	Balance 10/01/2021	Additions/ Reclassifications (*)	Retirements/ Reclassifications (*)	Balance 09/30/2022
Governmental Activities:				
Capital Assets Not Being Depreciated:				
Land	\$ 4,079,998.26	\$	\$	\$ 4,079,998.26
Land Improvements Inexhaustible	630,937.25			630,937.25
Construction in Progress	1,004,353.90	2,488,662.90	(1,757,244.86)	1,735,771.94
Total Capital Assets, Not Being Depreciated	5,715,289.41	2,488,662.90	(1,757,244.86)	6,446,707.45
Capital Assets Being Depreciated:				
Land Improvements – Exhaustible	4,267,576.87	1,462,036.54		5,729,613.41
Buildings	123,111,086.18	13,890.75		123,124,976.93
Building Improvements	19,980,498.62	2,985,559.81	(14,272.00)	22,951,786.43
Equipment and Furniture	3,839,096.30	162,250.07	(409,675.98)	3,591,670.39
Vehicles	11,653,168.53	283,253.02	(13,625.00)	11,922,796.55
Total Capital Assets Being Depreciated	162,851,426.50	4,906,990.19	(437,572.98)	167,320,843.71
Less Accumulated Depreciation For:				
Land Improvements – Exhaustible	(1,713,499.27)	(176,877.25)		(1,890,376.52)
Buildings	(47,587,002.35)	(1,660,435.85)		(49,247,438.20)
Building Improvements	(6,266,522.31)	(641,256.99)	14,129.28	(6,893,650.02)
Equipment and Furniture	(2,677,416.73)	(201,062.68)	316,760.02	(2,561,719.39)
Vehicles	(6,182,622.88)	(830,894.03)	13,488.75	(7,000,028.16)
Total Accumulated Depreciation	(64,427,063.54)	(3,510,526.80)	344,378.05	(67,593,212.29)
Total Capital Assets Being Depreciated, Net	98,424,362.96	1,396,463.39	(93,194.93)	99,727,631.42
Governmental Activities Capital Assets, Net	\$104,139,652.37	\$ 3,885,126.29	\$(1,850,439.79)	\$106,174,338.87
(*) Included as reclassifications are amounts reclassified from Construction in Progress to permanent asset accounts.				

Notes to the Financial Statements
For the Year Ended September 30, 2022

Depreciation expense was charged to functions/programs of the primary government as follows:

	Current Year Depreciation Expense
Governmental Activities:	
Instruction	\$1,597,418.95
Instructional Support	545,690.51
Operation and Maintenance	98,586.77
Auxiliary Services:	
Food Service	310,551.14
Student Transportation	780,384.62
General Administrative and Central Support	28,508.77
Other	149,386.04
Total Depreciation Expense - Governmental Activities	<u>\$3,510,526.80</u>

Note 6 – Defined Benefit Pension Plan

A. Plan Description

The Teachers’ Retirement System of Alabama (TRS), a cost-sharing multiple-employer public employee retirement plan (the “Plan”), was established as of September 15, 1939, pursuant to the ***Code of Alabama 1975***, Title 16, Chapter 25 (Act Number 419, Acts of Alabama 1939), for the purpose of providing retirement allowances and other specified benefits for qualified persons employed by State-supported educational institutions. The responsibility for the general administration and operation of the TRS is vested in its Board of Control which consists of 15 trustees. The Plan is administered by the Retirement Systems of Alabama (RSA). The ***Code of Alabama 1975***, Section 16-25-2, grants the authority to establish and amend the benefit terms to the TRS Board of Control. The Plan issues a publicly available financial report that can be obtained at www.rsa-al.gov.

Notes to the Financial Statements

For the Year Ended September 30, 2022

B. Benefits Provided

State law establishes retirement benefits as well as death and disability benefits and any ad hoc increase in postretirement benefits for the TRS. Benefits for TRS members vest after 10 years of creditable service. TRS members who retire after age 60 with 10 years or more of creditable service or with 25 years of service (regardless of age) are entitled to an annual retirement benefit, payable monthly for life. Service and disability retirement benefits are based on a guaranteed minimum or a formula method, with the member receiving payment under the method that yields the highest monthly benefit. Under the formula method, members of the TRS are allowed 2.0125% of their average final compensation (highest 3 of the last 10 years) for each year of service.

Act Number 2012-377, Acts of Alabama, established a new tier of benefits (Tier 2) for members hired on or after January 1, 2013. Tier 2 TRS members are eligible for retirement after age 62 with 10 years or more of creditable service and are entitled to an annual retirement benefit, payable monthly for life. Service and disability retirement benefits are based on a formula method. Under the formula method, Tier 2 members of the TRS are allowed 1.65% of their average final compensation (highest 5 of the last 10 years) for each year of service up to 80% of their average final compensation. Members are eligible for disability retirement if they have 10 years of creditable service, are currently in-service, and determined by the RSA Medical Board to be permanently incapacitated from further performance of duty. Preretirement death benefits, equal to the annual earnable compensation of the member as reported to the Plan for the preceding year ending June 30th, are paid to a qualified beneficiary.

C. Contributions

Covered Tier 1 members of the TRS contributed 5% of earnable compensation to the TRS as required by statute until September 30, 2011. From October 1, 2011 to September 30, 2012, covered members of the TRS were required by statute to contribute 7.25% of earnable compensation. Effective October 1, 2012, covered members of the TRS are required by statute to contribute 7.50% of earnable compensation. Certified law enforcement, correctional officers, and firefighters of the TRS contributed 6% of earnable compensation as required by statute until September 30, 2011. From October 1, 2011 to September 30, 2012, certified law enforcement, correctional officers, and firefighters of the TRS were required by statute to contribute 8.25% of earnable compensation. Effective October 1, 2012, certified law enforcement, correctional officers, and firefighters of the TRS are required by statute to contribute 8.50% of earnable compensation.

Notes to the Financial Statements

For the Year Ended September 30, 2022

Effective October 1, 2021, the covered Tier 2 members contribution rate increased from 6% to 6.2% of earnable compensation to the TRS as required by statute. Effective October 1, 2021, the covered Tier 2 certified law enforcement, correctional officers, and firefighters' contribution rate increased from 7% to 7.2% of earnable compensation to the TRS as required by statute.

Participating employers' contractually required contribution rate for the year ended September 30, 2022, was 12.43% of annual pay for Tier 1 members and 11.32% of annual pay for Tier 2 members. These required contribution rates are a percent of annual payroll, actuarially determined as an amount that, when combined with member contributions, is expected to finance the costs of benefits earned by members during the year, with an additional amount to finance any unfunded accrued liability. Total employer contributions to the pension plan from the Board were \$6,264,324.86 for the year ended September 30, 2022.

D. Pension Liabilities, Pension Expense, and Deferred Outflows of Resources and Deferred Inflows of Resources Related to Pensions

At September 30, 2022, the Board reported a liability of \$63,902,000 for its proportionate share of the collective net pension liability. The collective net pension liability was measured as of September 30, 2021, and the total pension liability used to calculate the collective net pension liability was determined by an actuarial valuation as of September 30, 2020. The Board's proportion of the collective net pension liability was based on the employers' shares of contributions to the pension plan relative to the total employer contributions of all participating TRS employers. At September 30, 2021, the Board's proportion was .678337%, which was an increase of .056955% from its proportion measured as of September 30, 2020.

For the year ended September 30, 2022, the Board recognized pension expense of \$5,762,000. At September 30, 2022, the Board reported deferred outflows of resources and deferred inflows of resources related to pensions from the following sources:

	Deferred Outflows of Resources	Deferred Inflows of Resources
Differences between Expected and Actual Experience	\$ 2,959,000.00	\$ 3,723,000.00
Changes of Assumptions	6,708,000.00	
Net Difference between Projected and Actual Earnings on Pension Plan Investments		15,084,000.00
Changes in Proportion and Differences between Employer Contributions and Proportionate Share of Contributions	6,966,000.00	4,666,000.00
Employer Contributions Subsequent to the Measurement Date	6,264,324.86	
Total	<u>\$22,897,324.86</u>	<u>\$23,473,000.00</u>

Notes to the Financial Statements
For the Year Ended September 30, 2022

The \$6,264,324.86 reported as deferred outflows of resources related to pensions resulting from Board contributions subsequent to the measurement date will be recognized as a reduction of the net pension liability in the year ended September 30, 2023. Other amounts reported as deferred outflows of resources and deferred inflows of resources related to pensions will be recognized in pension expense as follows:

Year Ending	
September 30, 2023	\$ (367,000)
2024	\$ (299,000)
2025	\$(2,810,000)
2026	\$(3,364,000)
2027	\$ 0
Thereafter	\$ 0

E. Actuarial Assumptions

The total pension liability as of September 30, 2021 was determined by an actuarial valuation as of September 30, 2020, using the following actuarial assumptions, applied to all periods included in the measurement:

Inflation	2.50%
Investment Rate of Return (*)	7.45%
Projected Salary Increases	3.25% - 5.00%
(*) Net of pension plan investment expense	

The actuarial assumptions used in the actuarial valuation as of September 30, 2020, were based on the results of an investigation of the economic and demographic experience for the TRS based upon participant data as of September 30, 2020. The Board of Control accepted and approved these changes in September 2021 which became effective at the beginning of fiscal year 2021.

Notes to the Financial Statements
For the Year Ended September 30, 2022

Mortality rates were based on the Pub-2010 Teacher tables with the following adjustments, projected generationally using scale MP-2020 adjusted by 66-2/3% beginning with the year 2019:

Group	Membership Table	Set Forward (+)/ Setback (-)	Adjustment to Rates
Service Retirees	Teacher Retiree- Below Median	Male: +2, Female: +2	Male: 108% ages<63, 96% ages>67; Phasing down 63-67 Female: 112% ages <69 98%> age 74 Phasing down69-74
Beneficiaries	Contingent Survivor Below Median	Male: +2, Female: None	None
Disable Retirees	Teacher Disability	Male: +8, Female: +3	None

The long-term expected rate of return on pension plan investments was determined using a log-normal distribution analysis in which best-estimate ranges of expected future real rates of return (expected returns, net of pension plan investment expense and inflation) are developed for each major asset class. These ranges are combined to produce the long-term expected rate of return by weighting the expected future real rates of return by the target asset allocation percentage and by adding expected inflation. The target asset allocation and best estimates of geometric real rates of return for each major asset class are as follows:

	Target Allocation	Long-Term Expected Rate of Return (*)
Fixed Income	15.00%	2.80%
U. S. Large Stocks	32.00%	8.00%
U. S. Mid Stocks	9.00%	10.00%
U. S. Small Stocks	4.00%	11.00%
International Developed Market Stocks	12.00%	9.50%
International Emerging Market Stocks	3.00%	11.00%
Alternatives	10.00%	9.00%
Real Estate	10.00%	6.50%
Cash	5.00%	2.50%
Total	<u>100.00%</u>	

(*) Includes assumed rate of inflation of 2.00%

Notes to the Financial Statements

For the Year Ended September 30, 2022

F. Discount Rate

The discount rate used to measure the total pension liability was 7.45%. The projection of cash flows used to determine the discount rate assumed that plan member contributions will be made at the current contribution rate and that the employer contributions will be made at rates equal to the difference between actuarially determined contribution rates and the member rate. Based on those assumptions, components of the pension plan's fiduciary net position were projected to be available to make all projected future benefit payments of current plan members. Therefore, the long-term expected rate of return on pension plan investments was applied to all periods of projected benefit payments to determine the total pension liability.

G. Sensitivity of the Board's Proportionate Share of the Collective Net Pension Liability to Changes in the Discount Rate

The following table presents the Board's proportionate share of the collective net pension liability calculated using the discount rate of 7.45%, as well as what the Board's proportionate share of the collective net pension liability would be if it were calculated using a discount rate that is 1-percentage point lower (6.45%) or 1-percentage point higher (8.45%) than the current rate:

	1% Decrease (6.45%)	Current Discount Rate (7.45%)	1% Increase (8.45%)
Board's Proportionate Share of Collective Net Pension Liability	\$94,057	\$63,902	\$38,503
(Dollar amounts in thousands)			

H. Pension Plan Fiduciary Net Position

Detailed information about the pension plan's fiduciary net position is available in the separately issued RSA Annual Comprehensive Financial Report for the fiscal year ended September 30, 2021. The supporting actuarial information is included in the GASB Statement Number 67 Report for the TRS prepared as of September 30, 2021. The auditor's report on the Schedule of Employer Allocations and Pension Amounts by Employer and accompanying notes detail by employer and in aggregate information needed to comply with GASB Statement Number 68 as of September 30, 2021, along with supporting schedules is also available. The additional financial and actuarial information is available at www.rsa-al.gov.

Notes to the Financial Statements

For the Year Ended September 30, 2022

Note 7 – Other Postemployment Benefits (OPEB)

A. Plan Description

The Alabama Retired Education Employees' Health Care Trust (the "Trust") is a cost-sharing multiple-employer defined benefit postemployment healthcare plan that administers healthcare benefits to the retirees of participating state and local educational institutions. The Trust was established under the Alabama Retiree Health Care Funding Act of 2007 which authorized and directed the Public Education Employees' Health Insurance Board (PEEHIB) to create an irrevocable trust to fund postemployment healthcare benefits to retirees participating in the Public Education Employees' Health Insurance Plan (PEEHIP). Active and retiree health insurance benefits are paid through PEEHIP. In accordance with GASB, the Trust is considered a component unit of the State of Alabama (the "State") and is included in the State's Annual Comprehensive Financial Report.

The PEEHIP was established in 1983 pursuant to the provisions of the *Code of Alabama 1975*, Section 16-25A-4, (Act Number 83-455, Acts of Alabama) to provide a uniform plan of health insurance for active and retired employees of state and local educational institutions which provide instruction at any combination of grades K-14 (collectively, eligible employees), and to provide a method for funding the benefits related to the plan. The four-year universities participate in the plan with respect to their retired employees and are eligible and may elect to participate in the plan with respect to their active employees. Responsibility for the establishment of the health insurance plan and its general administration and operations is vested in the PEEHIB. The PEEHIB is a corporate body for purposes of management of the health insurance plan. The *Code of Alabama 1975*, Section 16-25A-4, provides the PEEHIB with the authority to amend the benefit provisions in order to provide reasonable assurance of stability in future years for the plan. All assets of the PEEHIP are held in trust for the payment of health insurance benefits. The Teachers' Retirement System of Alabama (TRS) has been appointed as the administrator of the PEEHIP and, consequently, serves as the administrator of the Trust.

B. Benefits Provided

PEEHIP offers a basic hospital medical plan to active members and non-Medicare eligible retirees. Benefits include inpatient hospitalization for a maximum of 365 days without a dollar limit, inpatient rehabilitation, outpatient care, physician services, and prescription drugs.

Active employees and non-Medicare eligible retirees who do not have Medicare eligible dependents can enroll in a health maintenance organization (HMO) in lieu of the basic hospital medical plan. The HMO includes hospital medical benefits, dental benefits, vision benefits, and an extensive formulary. However, participants in the HMO are required to receive care from a participating physician in the HMO plan.

Notes to the Financial Statements

For the Year Ended September 30, 2022

The PEEHIP offers four optional plans (Hospital Indemnity, Cancer, Dental, and Vision) that may be selected in addition to or in lieu of the basic hospital medical plan or HMO. The Hospital Indemnity Plan provides a per-day benefit for hospital confinement, maternity, intensive care, cancer, and convalescent care. The Cancer Plan covers cancer disease only and benefits are provided regardless of other insurance. Coverage includes a per-day benefit for each hospital confinement related to cancer. The Dental Plan covers diagnostic and preventative services, as well as basic and major dental services. Diagnostic and preventative services include oral examinations, teeth cleaning, x-rays, and emergency office visits. Basic and major services include fillings, general aesthetics, oral surgery not covered under a Group Medical Program, periodontics, endodontics, dentures, bridgework, and crowns. Dental services are subject to a maximum of \$1,250 per year for individual coverage and \$1,000 per person per year for family coverage. The Vision Plan covers annual eye examinations, eyeglasses, and contact lens prescriptions.

PEEHIP members may opt to elect the PEEHIP Supplemental Plan as their hospital medical coverage in lieu of the PEEHIP Hospital Medical Plan. The PEEHIP Supplemental Plan provides secondary benefits to the member's primary plan provided by another employer. Only active and non-Medicare retired members and dependents are eligible for the PEEHIP Supplemental Medical Plan. There is no premium required for this plan, and the plan covers most out-of-pocket expenses not covered by the primary plan. The plan cannot be used as a supplement to Medicare, the PEEHIP Hospital Medical Plan, or the State or Local Governmental Plans administered by the State Employees' Insurance Board (SEIB).

Effective January 1, 2017, Medicare eligible members and Medicare eligible dependents covered on a retiree contract were enrolled in the United Healthcare (UHC) Group Medicare Advantage plan for PEEHIP retirees. Effective January 1, 2020, Humana Group Medicare Advantage plan replaced the UHC contract. The Medicare Advantage and Prescription Drug Plan (MAPDP) is fully insured by Humana and members are able to have all of their Medicare Part A (hospital insurance), Part B (medical insurance), and Part D (prescription drug coverage) in one convenient plan. With the MAPDP plan for PEEHIP, retirees can continue to see their same providers with no interruption and see any doctor who accepts Medicare on a national basis. Retirees have the same benefits in and out-of-network and there is no additional retiree cost share if a retiree uses an out-of-network provider and no balance billing from the provider.

Notes to the Financial Statements

For the Year Ended September 30, 2022

C. Contributions

The *Code of Alabama 1975*, Section 16-25A-8, and the *Code of Alabama 1975*, Section 16-25A-8.1, provide the PEEHIB with the authority to set the contribution requirements for plan members and the authority to set the employer contribution requirements for each required class, respectively. Additionally, the PEEHIB is required to certify to the Governor and the Legislature, the amount, as a monthly premium per active employee, necessary to fund the coverage of active and retired member benefits for the following fiscal year. The Legislature then sets the premium rate in the annual appropriation bill.

For employees who retired after September 30, 2005, but before January 1, 2012, the employer contribution of the health insurance premium set forth by the PEEHIB for each retiree class is reduced by 2% for each year of service less than 25 and increased by 2% for each year of service over 25 subject to adjustment by the PEEHIB for changes in Medicare premium costs required to be paid by a retiree. In no case does the employer contribution of the health insurance premium exceed 100% of the total health insurance premium cost for the retiree.

For employees who retired after December 31, 2011, the employer contribution to the health insurance premium set forth by the PEEHIB for each retiree class is reduced by 4% for each year of service less than 25 and increased by 2% for each year over 25, subject to adjustment by the PEEHIB for changes in Medicare premium costs required to be paid by a retiree. In no case does the employer contribution of the health insurance premium exceed 100% of the total health insurance premium cost for the retiree. For employees who retired after December 31, 2011, who are not covered by Medicare, regardless of years of service, the employer contribution to the health insurance premium set forth by the PEEHIB for each retiree class is reduced by a percentage equal to 1% multiplied by the difference between the Medicare entitlement age and the age of the employee at the time of retirement as determined by the PEEHIB. This reduction in the employer contribution ceases upon notification to the PEEHIB of the attainment of Medicare coverage.

D. OPEB Liabilities, OPEB Expense, and Deferred Outflows of Resources and Deferred Inflows of Resources Related to OPEB

At September 30, 2022, the Board reported a liability of \$38,813,567 for its proportionate share of the collective net OPEB liability. The collective net OPEB liability was measured as of September 30, 2021, and the total OPEB liability used to calculate the net OPEB liability was determined by an actuarial valuation as of September 30, 2020. The Board's proportion of the collective net OPEB liability was based on the Board's share of contributions to the OPEB plan relative to the total employer contributions of all participating PEEHIP employers. At September 30, 2021, the Board's proportion was .751209%, which was a decrease of .002690% from its proportion measured as of September 30, 2020.

Notes to the Financial Statements
For the Year Ended September 30, 2022

For the year ended September 30, 2022, the Board recognized OPEB income of \$2,288,900, with no special funding situations. At September 30, 2022, the Board reported deferred outflows of resources and deferred inflows of resources related to OPEB from the following sources:

	Deferred Outflows of Resources	Deferred Inflows of Resources
Differences between expected and actual experience	\$ 918,330	\$13,503,312
Changes of assumptions	13,823,077	15,044,471
Net difference between projected and actual earnings on OPEB plan investments		1,210,731
Changes in proportion and differences between Employer contributions and proportionate share of contributions	2,810,993	5,202,752
Employer contributions subsequent to the measurement date	1,541,603	
Total	\$19,094,003	\$34,961,266

The \$1,541,603 reported as deferred outflows of resources related to OPEB resulting from the Board's contributions subsequent to the measurement date will be recognized as a reduction of the net OPEB liability in the year ended September 30, 2023.

Other amounts reported as deferred outflows of resources and deferred inflows of resources related to OPEB will be recognized in OPEB expense as follows:

Year Ending:	
September 30, 2023	\$(5,550,058)
2024	\$(4,444,853)
2025	\$(4,942,926)
2026	\$ (817,254)
2027	\$ (503,344)
Thereafter	\$(1,150,431)

Notes to the Financial Statements
For the Year Ended September 30, 2022

E. Actuarial Assumptions

The total OPEB liability was determined by an actuarial valuation as of September 30, 2020, using the following actuarial assumptions, applied to all periods included in the measurement:

Inflation	2.50%
Projected Salary Increases (1)	3.25% - 5.00%
Long-Term Investment Rate of Return (2)	7.00%
Municipal Bond Index Rate at the Measurement Date	2.29%
Municipal Bond Index Rate at the Prior Measurement Date	2.25%
Projected Year for Fiduciary Net Position (FNP) to be Depleted	2051
Single Equivalent Interest Rate the Measurement Date	3.97%
Single Equivalent Interest Rate the Prior Measurement Date	3.05%
Healthcare Cost Trend Rate:	
Initial Trend Rate:	
Pre-Medicare Eligible	6.50%
Medicare Eligible	(**)
Ultimate Trend Rate:	
Pre-Medicare Eligible	4.50% in 2028
Medicare Eligible	4.50% in 2025
(1) Includes 2.75% wage inflation.	
(2) Compounded annually, net of investment expense, and includes inflation.	
(**) Initial Medicare claims are set based on scheduled increases through plan year 2022.	

The rates of mortality are based on the Pub-2010 Public Mortality Plans Mortality Tables, adjusted generationally based on scale MP-2020, with an adjustment of 66-2/3% to the table beginning with the year 2019. The mortality rates are adjusted forward and/or back depending on the plan and group covered, as shown in the table below:

Group	Membership Table	Set Forward (+)/ Setback (-)	Adjustment to Rates
Active Members	Teacher Employee- Below Median	None	65%
Service Retirees	Teacher Retiree- Below Median	Male: +2, Female: +2	Male: 108% ages<63, 96% ages>67; Phasing down 63-67 Female: 112% ages <69 98%> age 74; Phasing down 69-74
Disable Retirees	Teacher Disability	Male: +8, Female: +3	None
Beneficiaries	Teacher Contingent Survivor Below Median	Male: +2, Female: None	None

Notes to the Financial Statements

For the Year Ended September 30, 2022

The decremental assumptions used in the valuation were selected based on the actuarial experience study prepared as of September 30, 2020, submitted to and adopted by the Teachers' Retirement System of Alabama Board on September 13, 2021.

The remaining actuarial assumptions (e.g., initial per capita costs, health care cost trends, rate of plan participation, rates of plan election, etc.) were based on the September 30, 2020 valuation.

The long-term expected return on plan assets is to be reviewed as part of regular experience studies prepared every five years, in conjunction with similar analysis for the Teachers' Retirement System of Alabama. Several factors should be considered in evaluating the long-term rate of return assumption, including long-term historical data, estimates inherent in current market data, and a log-normal distribution analysis in which best-estimate ranges of expected future real rates of return (expected return, net of investment expense and inflation), as developed for each major asset class. These ranges should be combined to produce the long-term expected rate of return by weighting the expected future real rates of return by the target asset allocation percentage and then adding expected inflation. The assumption is intended to be a long-term assumption and is not expected to change absent a significant change in the asset allocation, a change in the inflation assumption, or a fundamental change in the market that alters expected returns in future years.

The long-term expected rate of return on the OPEB plan investments is determined based on the allocation of assets by asset class and by the mean and variance of real returns.

The target asset allocation and best estimates of expected geometric real rates of return for each major asset class is summarized below:

Asset Class	Target Allocation	Long-Term Expected Real Rate of Return (*)
Fixed Income	30.00%	4.40%
U. S. Large Stocks	38.00%	8.00%
U. S. Mid Stocks	8.00%	10.00%
U. S. Small Stocks	4.00%	11.00%
International Developed Market Stocks	15.00%	9.50%
Cash	5.00%	1.50%
Total	100.00%	
(*) Geometric mean, includes 2.5% inflation		

Notes to the Financial Statements
For the Year Ended September 30, 2022

F. Discount Rate

The discount rate, also known as the Single Equivalent Interest Rate (SEIR), as described by GASB Statement Number 74, used to measure the total OPEB liability at September 30, 2021, was 3.97%. Premiums paid to the Public Education Employees' Health Insurance Board for active employees shall include an amount to partially fund the cost of coverage for retired employees. The projection of cash flows used to determine the discount rate assumed that plan contributions will be made at the current contribution rates. Each year, the State specifies the monthly employer rate that participating school systems must contribute for each active employee. Currently, the monthly employer rate is \$800 per non-university active member. Approximately, 12.990% of the employer contributions were used to assist in funding retiree benefit payments in 2021, and it is assumed that the 12.990% will increase at the same rate as expected benefit payments for the closed group until reaching 20.00%. It is assumed the \$800 rate will increase with inflation at 2.50% starting in 2024. Retiree benefit payments for University members are paid by the Universities and are not included in the cash flow projections. The discount rate determination will use a municipal bond rate to the extent the trust is projected to run out of money before all benefits are paid. Therefore, the projected future benefit payments for all current plan members were projected through 2119. The long-term rate of return is used until the assets are expected to be depleted in 2051, after which the municipal bond rate is used.

G. Sensitivity of the Board's Proportionate Share of the Collective Net OPEB Liability to Changes in the Healthcare Cost Trend Rates and in the Discount Rates

The following table presents the Board's proportionate share of the collective net OPEB liability of the Trust calculated using the current healthcare trend rate, as well as what the collective net OPEB liability would be if calculated using one percentage point lower or one percentage point higher than the current rate:

	1% Decrease (5.50% Decreasing to 3.50% for Pre-Medicare, Known Decreasing to 3.50% for Medicare Eligible)	Current Healthcare Trend Rate (6.50% Decreasing to 4.50% for Pre-Medicare, Known Decreasing to 4.50% for Medicare Eligible)	1% Increase (7.50% Decreasing to 5.50% for Pre-Medicare, Known Decreasing to 5.50% for Medicare Eligible)
Board's proportionate share of the collective net OPEB liability	\$30,455,945	\$38,813,567	\$49,581,554

Notes to the Financial Statements
For the Year Ended September 30, 2022

The following table presents the Board’s proportionate share of the collective net OPEB liability of the Trust calculated using the discount rate of 3.97%, as well as what the collective net OPEB liability would be if calculated using one percentage point lower or one percentage point higher than the current rate:

	1% Decrease (2.97%)	Current Discount Rate (3.97%)	1% Increase (4.97%)
Board’s proportionate share of the collective net OPEB liability	\$47,742,404	\$38,813,567	\$31,651,654

H. OPEB Plan Fiduciary Net Position

Detailed information about the OPEB plan’s Fiduciary Net Position is in the Trust’s financial statements for the fiscal year ended September 30, 2021. The supporting actuarial information is included in the GASB Statement Number 74 Report for PEEHIP prepared as of September 30, 2021. Additional financial and actuarial information is available at www.rsa-al.gov.

Note 8 – Payables

On September 30, 2022, payables for the Board’s individual major funds are as follows:

	Accounts Payables	Other Payables	Total Payables
<u>Governmental Activities:</u>			
General Fund	\$ 74,416.58	\$237,547.29	\$311,963.87
Special Revenue Fund	7,816.99		7,816.99
Capital Projects Fund	92,933.83		92,933.83
Total Governmental Activities	<u>\$175,167.40</u>	<u>\$237,547.29</u>	<u>\$412,714.69</u>

Notes to the Financial Statements

For the Year Ended September 30, 2022

Note 9 – Long-Term Debt

On December 16, 2009, the Alabama Public School and College Authority issued Capital Improvement Pool Qualified School Construction Bonds, Series 2009-D (Tax Credit Bonds) with a tax credit rate of 5.76% and interest rate of 1.865% on behalf of various Boards of Education in the State. The Board had a 0.57% participation in the bonds resulting in the Board's share of principal, issuance costs and net proceeds of \$829,000.00, \$7,297.34 and \$821,702.66, respectively. The Board is required to make sinking fund deposits of \$43,142.15 on December 15 in each year for fifteen years so that such deposits and any interest earned thereon shall be used to pay the principal of the bonds upon maturity and are pledged to pay the debt service requirements of the bonds. The sinking fund deposits and interest payments are payable from and secured by a pledge of the Board's allocable share of Public School Capital Outlay Funds.

The Board issued School Tax Warrants (Qualified Zone Academy Project), Series 2013-A to provide funds for local school capital improvements and the costs of issuance.

The Board issued tax anticipation warrants entitled Series 2014 to provide funds for the acquisition, construction, and equipping of improvements to the Board's school facilities and to refund the School Tax Anticipation Warrants, Series 2005-A and 2005-B.

The Board issued tax anticipation warrants entitled Series 2015-A and 2015-B to refund a portion of Series 2007 and a portion of Series 2008 Warrants and for the purpose of financing various capital improvements.

The Board issued tax anticipation warrants entitled Series 2017 to provide funds for the acquisition, construction, and equipping of improvements to the Board's school facilities and to refund the remainder of the School Tax Anticipation Warrants, series 2007.

During fiscal year 2019, the Board, as part of a pooled bond issuance with other school systems within the State of Alabama, issued Capital Improvement Pool Refunding Bonds, Series 2019 in anticipation of their Public School Fund allocations, which are received from the Alabama Department of Education. The Alabama Department of Education withholds the required debt service payments from the Board's Public School Fund allocation. The proceeds from these bonds will be used for the purpose of financing various capital improvements throughout the county.

Notes to the Financial Statements

For the Year Ended September 30, 2022

The Board's outstanding note from direct borrowing, issued at \$3,500,000, is secured by forty (40) 2020 school buses. The outstanding note contains a provision that in the event of default, the bank may (1) declare unpaid principal immediately due and payable during the fiscal year the default occurs, plus interest thereon at the prime rate, (2) proceed by appropriate court action to enforce performance of debt agreement, (3) terminate agreement ceasing the Board's rights to the secured equipment, and (4) foreclose and take possession of the secured equipment to sell for repayment of the note.

The Board issued tax anticipation warrants entitled Series 2021-A and 2021-B to provide funds for the acquisition, construction, and equipping of improvements to the Board's school facilities and to refund a portion of the School Tax Anticipation Warrants, Series 2014.

The following is a summary of general long-term debt obligations for the Board for the year ended September 30, 2022:

	Debt Outstanding 10/01/2021	Issued/ Increased	Repaid/ Decreased	Debt Outstanding 9/30/2022	Amounts Due Within One Year
Warrants Payable:					
Capital Outlay School Warrants:					
Pool Bonds:					
Series 2009-D	\$ 829,000.00	\$	\$	\$ 829,000.00	\$
Series 2019	3,776,879.64		(137,142.72)	3,639,736.92	144,155.70
School Tax Anticipation Warrants:					
Series 2013-A	820,736.92		(213,333.33)	607,403.59	213,333.33
Series 2014	945,000.00		(135,000.00)	810,000.00	130,000.00
Series 2015-A	2,530,000.00		(285,000.00)	2,245,000.00	415,000.00
Series 2015-B	5,525,000.00		(600,000.00)	4,925,000.00	620,000.00
Series 2017	3,265,000.00		(400,000.00)	2,865,000.00	290,000.00
Series 2021-A	20,675,000.00			20,675,000.00	
Series 2021-B	10,290,000.00		(630,000.00)	9,660,000.00	720,000.00
Sub-Total Bonds/Warrants Payable	48,656,616.56		(2,400,476.05)	46,256,140.51	2,532,489.03
Plus: Premium on Bonds/Warrants	3,518,275.53		(237,964.62)	3,280,310.91	237,964.62
Total Bonds/Warrants Payable	52,174,892.09		(2,638,440.67)	49,536,451.42	2,770,453.65
Other Liabilities:					
Note from Direct Borrowing	3,005,819.65		(350,000.00)	2,655,819.65	350,000.00
Net Pension Liability	76,863,000.00		(12,961,000.00)	63,902,000.00	
Net OPEB Liability	48,926,996.00		(10,113,429.00)	38,813,567.00	
Compensated Absences	541,238.05		(145,906.77)	395,331.28	131,700.68
Total Other Liabilities	129,337,053.70		(23,570,335.77)	105,766,717.93	481,700.68
Totals	\$181,511,945.79	\$	\$(26,208,776.44)	\$155,303,169.35	\$3,252,154.33

Notes to the Financial Statements
For the Year Ended September 30, 2022

The following is a schedule of debt service requirements to maturity:

Fiscal Year Ending	Bonds/Warrants Payable		Note from Direct Borrowing		Total Principal and Interest Requirements to Maturity
	Principal	Interest	Principal	Interest	
September 30, 2023	\$ 2,532,489.03	\$ 691,020.24	\$ 350,000.00	\$ 72,238.29	\$ 3,645,747.56
2024	2,589,502.01	634,441.46	350,000.00	62,718.29	3,636,661.76
2025	2,619,697.81	572,816.79	350,000.00	53,198.29	3,595,712.89
2026	3,355,753.08	490,311.60	350,000.00	43,678.29	4,239,742.97
2027	2,644,545.28	406,758.75	350,000.00	34,158.29	3,435,462.32
2028-2032	12,709,544.74	891,073.28	905,819.65	45,354.87	14,551,792.54
2033-2037	13,681,881.86	240,630.94			13,922,512.80
2038-2039	6,122,726.70	25,901.28			6,148,627.98
Totals	\$46,256,140.51	\$3,952,954.34	\$2,655,819.65	\$311,346.32	\$53,176,260.82

Deferred Loss on Refunding and Premiums

The Board had premiums and a deferred loss on refunding in association with its 2014 School Tax Anticipation Warrants. These items are being amortized using the straight-line method over a period of twenty-one years. The Board had premiums and a deferred loss on refunding in association with its 2015 Capital Outlay School Warrants. These items are being amortized using the straight-line method over a period of twelve years. The Board had premiums on the Capital Improvement Pool Refunding Bonds, Series 2019. This item is being amortized using the straight-line method over a period of twenty years. The Board had premiums on the 2021-A School Tax Anticipation Warrants. These items are being amortized using the straight-line method over a period of eighteen years. The Board had deferred loss on refunding in association with its 2021-B School Tax Anticipation Warrants. These items are being amortized using the straight-line method over a period of eleven years.

	Deferred Loss on Refunding	Premium
Total Deferred Loss on Refunding and Premium	\$1,589,530.85	\$3,999,722.40
Amount Amortized Prior Years	(315,204.42)	(481,446.87)
Balance, October 1, 2021	1,274,326.43	3,518,275.53
Current Amount Amortized	(148,419.02)	(237,964.62)
Balance Deferred Loss on Refunding and Premium September 30, 2022	\$ 1,125,907.41	\$3,280,310.91

Notes to the Financial Statements

For the Year Ended September 30, 2022

Pledged Revenues

The Board, as part of a pooled bond issuance with other school systems within the State of Alabama, issued Capital Improvement Pool Qualified School Construction Bonds, Series 2009-D (Tax Credit Bonds) in anticipation of their Public School Fund allocations, which are received from the Alabama Department of Education. The proceeds were used for the acquisition, construction and renovation of school facilities. Future revenues in the amount of \$879,247.73 are pledged to repay the principal and interest on the bonds at September 30, 2022. Proceeds of the Public School Fund allocations in the amount of \$4,121,178.33 were received by the Board during the fiscal year ended September 30, 2022, of which \$15,460.84 was used to pay interest on the bonds. A sinking fund payment in the amount of \$43,142.15 was made during the fiscal year. The Capital Improvement Pool Qualified School Construction Bonds, Series 2009-D, will mature in fiscal year 2026.

The Board issued Series 2013-A School Tax Warrants (Qualified Zone Academy Project) in the amount of \$3.2 million which are pledged to be repaid from the proceeds of a 1.5 mill county-wide ad valorem levied by the St. Clair County Commission pursuant to Amendment 111 of the *Constitution of Alabama 1901*. The proceeds were used for various qualified school renovations throughout the school system. Future revenues in the amount of \$607,403.59 are pledged to repay the principal and interest on the Warrants at September 30, 2022. Proceeds of the 1.5 mill county-wide ad valorem tax in the amount of \$956,204.96 were received by the Board during fiscal year ended September 30, 2022, of which \$213,333.33 was used to pay principal on the warrants. The Series 2013-A School Tax Anticipation Warrants will mature in fiscal year 2025.

The Board issued Series 2014 School Tax Anticipation Warrants in the amount of \$10 million which are pledged to be repaid from the proceeds of a 1 cent sales tax levied by the St. Clair County Commission. A portion of the proceeds were used to refund Series 2005A and Series 2005B. The remaining balance of \$2,990,741.02 will be used for various school renovations throughout the school system. Future revenues in the amount of \$886,050.00 are pledged to repay the principal and interest on the warrants at September 30, 2022. Proceeds of the 1 cent sales tax in the amount of \$7,938,770.47 were received by the Board during fiscal year ended September 30, 2022, of which \$161,325.00 was used to pay principal and interest on the warrants. The Series 2014 School Tax Anticipation Warrants will mature in fiscal year 2028.

Notes to the Financial Statements

For the Year Ended September 30, 2022

The Board issued Series 2015-A and 2015-B School Tax Anticipation Warrants in the amount of \$9,815,000 which are pledged to be repaid from the proceeds of a 6 mill county-wide ad valorem tax levied by the St. Clair County Commission pursuant to Amendment 77 of the *Constitution of Alabama 1901*. The proceeds were used to partially refund Series 2007 and Series 2008 Warrants for the purpose of financing various capital improvements. Future revenues in the amount of \$8,048,600.00 are pledged to repay the principal and interest on the Warrants at September 30, 2022. Proceeds of the 6 mill county-wide ad valorem tax in the amount of \$4,209,996.91 were received by the Board during fiscal year ended September 30, 2022, of which \$1,151,500.00 was used to pay principal and interest on the warrants. The Series 2015-A and 2015-B School Tax Anticipation Warrants will mature in fiscal years 2027 and 2029, respectively.

The Board issued Series 2017 School Tax Anticipation Warrants which are pledged to be repaid from the proceeds of a 6 mill county-wide ad valorem tax levied by the St. Clair County Commission pursuant to Amendment 77 of the Constitution of Alabama. The proceeds were used to refund Series 2007 warrants and for the acquisition, construction, and equipping of improvements to the Board's school facilities. Future revenues in the amount of \$3,325,718.75 are pledged to repay the principal and interest on the Warrants at September 30, 2022. Proceeds of the 6 mill county-wide ad valorem tax in the amount of \$4,209,996.91 were received by the Board during fiscal year ended September 30, 2022 of which \$507,462.50 was used to pay principal and interest on the warrants. The Series 2017 School Tax Anticipation Warrants will mature in fiscal year 2029.

The Board, as part of a pooled bond issuance with other school systems within the State of Alabama, issued Capital Improvement Pool Bonds, Series 2019, in anticipation of their Public School Fund allocations, which are received from the Alabama Department of Education. Future revenues in the amount of \$5,092,436.78 are pledged to repay the principal and interest on the bonds at September 30, 2022. Proceeds of the Public School Fund allocations in the amount of \$4,121,178.33 were received by the Board during the fiscal year ended September 30, 2022, of which \$299,734.76 was used to pay principal and interest on the bonds. The Capital Improvement Pool Bonds, Series 2019, will mature in fiscal year 2039.

The Board issued Series 2021-A School Tax Anticipation Warrants in the amount of \$20,675,000.00 which are pledged to be repaid from the proceeds of a 1 cent sales tax levied by the St. Clair County Commission. The proceeds were used for the acquisition, construction, and equipping of improvements to the Board's school facilities. Future revenues in the amount of \$29,513,688.00 are pledged to repay the principal and interest on the Warrants at September 30, 2022. Proceeds of the 1 cent sales tax in the amount of \$7,938,770.47 were received by the Board during fiscal year ended September 30, 2022, of which \$698,075.00 used to pay interest on the warrants. The Series 2021-A School Tax Anticipation Warrants will mature in fiscal year 2039.

Notes to the Financial Statements

For the Year Ended September 30, 2022

The Board issued Series 2021-B School Tax Anticipation Warrants in the amount of \$9,660,000.00 which are pledged to be repaid from the proceeds of a 1 cent sales tax levied by the St. Clair County Commission. A portion of the proceeds were used to refund Series 2014 Special Tax School Warrants. The remaining balance of \$290,000 will be used for various school renovations throughout the school system. Future revenues in the amount of \$10,694,638.00 are pledged to repay the principal and interest on the warrants at September 30, 2022. Proceeds of the 1 cent sales tax in the amount of \$7,938,770.47 were received by the Board during fiscal year ended September 30, 2022, of which \$795,795.00 was used to pay principal and interest on the warrants. The Series 2021-B School Tax Anticipation Warrants will mature in fiscal year 2039.

Prior Year Defeasance of Debt

In the prior year, the Board partially defeased its School Tax Anticipation Warrants, Series 2014. The Board deposited funds into an irrevocable trust with an escrow agent to provide for the future debt service payments on the debt when they mature on February 1, 2029. The Board intends to call the debt on August 1, 2024. Accordingly, the trust account assets and the liability for the defeased debt are not included on the Board's financial statements. At September 30, 2022, the total of \$9,055,000 are considered defeased.

Note 10 – Risk Management

The Board is exposed to various risks of loss related to torts; theft of, damage to, and destruction of assets; errors and omissions; injuries to employees; and natural disasters. The Board has insurance for its buildings and contents through the State Insurance Fund (SIF) part of the State of Alabama, Department of Finance, Division of Risk Management, which operates as a common risk management and insurance program for state owned properties and county boards of education. The Board pays an annual premium based on the amount of coverage requested. The SIF is self-insured up to \$3.5 million per occurrence and purchases commercial insurance for claims in excess of \$3.5 million. Automobile liability insurance and errors and omissions insurance is purchased from the Alabama Risk Management for Schools (ARMS), a public entity risk pool. The ARMS collects the premiums and purchases excess insurance for any amount of coverage requested by pool participants in excess of the coverage provided by the pool. Employee health insurance is provided through the Public Education Employees' Health Insurance Fund (PEEHIF), administered by the Public Education Employees' Health Insurance Board (PEEHIB). The Fund was established to provide a uniform plan of health insurance for current and retired employees of state educational institutions and is self-sustaining. Monthly premiums for employee and dependent coverage are determined annually by the plan's actuary and are based on anticipated claims in the upcoming year, considering any remaining fund balance on hand available for claims. The Board contributes a specified amount monthly to the PEEHIF for each employee of state educational institutions. The Board's contribution is applied against the employees' premiums for the coverage selected and the employee pays any remaining premium.

Notes to the Financial Statements
For the Year Ended September 30, 2022

Settled claims resulting from these risks have not exceeded the Board's coverage in any of the past three fiscal years.

The Board does not have insurance coverage of job-related injuries. Board employees who are injured while on the job are entitled to salary and fringe benefits of up to ninety working days in accordance with the *Code of Alabama 1975*, Section 16-1-18.1(d). Any unreimbursed medical expenses and costs which the employee incurs as a result of an on-the-job injury may be filed for reimbursement with the State Board of Adjustment.

Note 11 – Interfund Transactions

Interfund Receivables and Payables

The interfund receivables and payables at September 30, 2022, were as follows:

	<u>Interfund Payables</u>	
	Special Revenue Fund	Totals
<u>Interfund Receivables</u>		
General Fund	\$1,095,159.46	\$1,095,159.46
Totals	<u>\$1,095,159.46</u>	<u>\$1,095,159.46</u>

Interfund Transfers

The amounts of interfund transfers during the fiscal year ended September 30, 2022, were as follows:

	<u>Transfers Out</u>		
	General Fund	Special Revenue Fund	Totals
<u>Transfers In:</u>			
General Fund	\$	\$835,024.96	\$ 835,024.96
Special Revenue Fund	2,174,392.26		2,174,392.26
Other Governmental Fund	1,235,000.00		1,235,000.00
Totals	<u>\$3,409,392.26</u>	<u>\$835,024.96</u>	<u>\$4,244,417.22</u>

Notes to the Financial Statements
For the Year Ended September 30, 2022

Note 12 – Subsequent Events

At the March 21, 2023 meeting, the Board approved a bid for window repair and replacements for Ashville Elementary, Ashville Middle, Ashville High, Ruben Yancy, Moody Elementary, and Moody High Schools in the amount of \$2,514,600.00.

On May 24, 2023, the Board issued Series 2023-A Warrants totaling \$39,385,000.00 as well as Series 2023-B Warrants totaling \$19,500,000.00 for the purpose of financing the costs of public school capital improvements in the district, providing bond insurance policies for the Warrants, and the costs of issuing the Warrants.

This Page Intentionally Blank

Required Supplementary Information

Schedule of the Employer's Proportionate Share of the Collective Net Pension Liability
For the Year Ended September 30, 2022
(Dollar amounts in thousands)

	2022	2021	2020	2019	2018	2017	2016	2015
Employer's proportion of the collective net pension liability	0.678337%	0.621382%	0.695232%	0.648980%	0.646563%	0.638999%	0.633536%	0.630825%
Employer's proportionate share of the collective net pension liability	\$ 63,902	\$ 76,863	\$ 76,871	\$ 64,525	\$ 63,547	\$ 69,178	\$ 66,304	\$ 57,308
Employer's covered payroll during the measurement period (*)	\$ 49,408	\$ 48,204	\$ 45,700	\$ 43,388	\$ 42,818	\$ 40,661	\$ 40,088	\$ 40,027
Employer's proportionate share of the collective net pension liability as a percentage of its covered payroll	129.34%	159.45%	168.21%	148.72%	148.41%	170.13%	165.40%	143.17%
Plan fiduciary net position as a percentage of the total collective pension liability	76.44%	67.72%	69.85%	72.29%	71.50%	67.93%	67.51%	71.01%

(*) Employer's covered payroll during the measurement period is the total covered payroll. (see GASB 82)
For fiscal year 2022, the measurement period is October 1, 2020 through September 30, 2021.

This schedule is intended to show information for 10 years. Additional years will be displayed as they become available.

Schedule of the Employer's Contributions - Pension
For the Year Ended September 30, 2022
(Dollar amounts in thousands)

	2022	2021	2020	2019	2018	2017	2016	2015
Contractually required contribution	\$ 6,264	\$ 5,936	\$ 5,845	\$ 5,560	\$ 5,209	\$ 5,061	\$ 4,804	\$ 4,662
Contributions in relation to the contractually required contribution	\$ 6,264	\$ 5,936	\$ 5,845	\$ 5,560	\$ 5,209	\$ 5,061	\$ 4,804	\$ 4,662
Contribution deficiency (excess)	\$	\$	\$	\$	\$	\$	\$	\$
Employer's covered payroll	\$ 53,212	\$ 49,408	\$ 48,204	\$ 45,700	\$ 43,388	\$ 42,818	\$ 40,661	\$ 40,088
Contributions as a percentage of covered payroll	11.77%	12.01%	12.13%	12.17%	12.01%	11.82%	11.81%	11.63%

This schedule is intended to show information for 10 years. Additional years will be displayed as they become available.

Schedule of the Employer's Proportionate Share of the Collective Net Other Postemployment Benefits (OPEB) Liability
Alabama Retired Education Employees' Health Care Trust
For the Year Ended September 30, 2022
(Dollar amounts in thousands)

	2022	2021	2020	2019	2018
Employer's proportion of the collective net OPEB liability	0.751209%	0.753899%	0.838827%	0.793375%	0.765125%
Employer's proportionate share of the collective net OPEB liability	\$ 38,814	\$ 48,927	\$ 31,647	\$ 65,205	\$ 56,829
Employer's covered-employee payroll during the measurement period (*)	\$ 49,408	\$ 48,204	\$ 45,700	\$ 43,388	\$ 42,818
Employer's proportionate share of the collective net OPEB liability as a percentage of its covered-employee payroll	78.56%	101.50%	69.25%	150.28%	132.72%
Plan fiduciary net position as a percentage of the total collective OPEB liability	27.11%	19.80%	28.14%	14.81%	15.37%

(*) Employer's covered-employee payroll during the measurement period is the total covered payroll.
For fiscal year 2022, the measurement period is October 1, 2020 through September 30, 2021.

This schedule is intended to show information for 10 years. Additional years will be displayed as they become available.

Schedule of the Employer's Contributions - Other Postemployment Benefits (OPEB)
Alabama Retired Education Employees' Health Care Trust
For the Year Ended September 30, 2022
(Dollar amounts in thousands)

	2022	2021	2020	2019	2018
Contractually required contribution	\$ 1,542	\$ 1,303	\$ 1,491	\$ 2,390	\$ 1,963
Contributions in relation to the contractually required contribution	<u>\$ 1,542</u>	<u>\$ 1,303</u>	<u>\$ 1,491</u>	<u>\$ 2,390</u>	<u>\$ 1,963</u>
Contribution deficiency (excess)	\$	\$	\$	\$	\$
Employer's covered-employee payroll	\$ 53,212	\$ 49,408	\$ 48,204	\$ 45,700	\$ 43,388
Contributions as a percentage of covered-employee payroll	2.90%	2.64%	3.09%	5.23%	4.52%

This schedule is intended to show information for 10 years. Additional years will be displayed as they become available.

***Notes to Required Supplementary Information for
Other Postemployment Benefits (OPEB)
For the Year Ended September 30, 2022***

Changes in Actuarial Assumptions

Changes to the actuarial assumptions as a result of the experience study for the five-year period ending June 30, 2020 are summarized below.

Assumption	Description
Price Inflation	2.50%
Investment Return	7.00%
Wage Inflation	2.75%
Mortality Rates (Pre-Retirement, Post-Retirement Healthy and Disabled)	Update to Pub-2010 Public Mortality Plans Mortality Tables. For future mortality improvement, generational mortality improvement scale MP-2020, with an adjustment of 66-2/3% to the table beginning in year 2019.
Retirement Rates	Decreased rates of retirement at most ages and extended retirement rates at age 80.
Withdrawal Rates	Changed from age-based table broken down by service bands to a pure service-based table. Used a liability weighted methodology in analyzing rates.
Disability Rates	Lowered rates of disability retirement at most ages.
Salary Increases	No change to total assumed rates of salary increases, but increased merit salary scale by 0.25% to offset the recommended decrease in the wage inflation assumption by 0.25%

In 2019, the anticipated rates of participation, spouse coverage, and tobacco use were adjusted to more closely reflect actual experience.

Recent Plan Changes

Beginning in plan year 2021, the Medicare Advantage Plan with Prescription Drug Coverage (MAPD) plan premium rates exclude the Affordable Care Act (ACA) Health Insurer Fee which was repealed on December 20, 2019.

Effective January 1, 2017, Medicare eligible medical and prescription drug benefits are provided through the Medicare Advantage Plan with Prescription Drug Coverage (MAPD).

The Health Plan is changed each year to reflect the Affordable Care Act (ACA) maximum annual out-of-pocket amounts.

***Notes to Required Supplementary Information for
Other Postemployment Benefits (OPEB)
For the Year Ended September 30, 2022***

Method and Assumptions Used in Calculations of Actuarially Determined Contributions

The actuarially determined contribution rates in the Schedule of Employer’s Contributions-Other Postemployment Benefits (OPEB) were calculated as of September 30, 2018, which is three years prior to the end of the fiscal year in which contributions are reported. The following actuarial methods and assumptions were used to determine the most recent contribution rate reported in that schedule:

Actuarial Cost Method	Entry Age Normal
Amortization Method	Level Percent of Pay
Remaining Amortization Period	23 years, closed
Asset Valuation Method	Market Value of Assets
Inflation	2.75%
Healthcare Cost Trend Rate:	
Pre-Medicare Eligible	6.75%
Medicare Eligible (*)	5.00%
Ultimate Trend Rate:	
Pre-Medicare Eligible	4.75%
Medicare Eligible	4.75%
Year of Ultimate Trend Rate	2026 for Pre-Medicare Eligible 2024 for Medicare Eligible
Optional Plans Trend Rate	2.00%
Investment Rate of Return	5.00%, including inflation
(*) Initial Medicare claims are set based on scheduled increases through plan year 2019.	

Schedule of Revenues, Expenditures and Changes in Fund Balances
Budget and Actual - General Fund
For the Year Ended September 30, 2022

	Budgeted Amounts		Actual Amounts Budgetary Basis	Budget to GAAP Differences	Actual Amounts GAAP Basis
	Original	Final			
Revenues					
State	\$ 62,736,464.83	\$ 63,358,792.94	\$ 66,555,539.06	\$	\$ 66,555,539.06
Federal			441,306.37		441,306.37
Local	14,515,597.50	14,515,597.50	15,350,782.29		15,350,782.29
Other			83,977.16		83,977.16
Total Revenues	<u>77,252,062.33</u>	<u>77,874,390.44</u>	<u>82,431,604.88</u>		<u>82,431,604.88</u>
Expenditures					
Current:					
Instruction	46,237,920.22	47,456,945.28	45,998,819.08	211,913.28	46,210,732.36
Instructional Support	12,430,735.95	12,706,350.41	12,925,199.41	(86,348.15)	12,838,851.26
Operation and Maintenance	7,224,324.00	7,537,963.23	7,511,573.01	(5,126.58)	7,506,446.43
Auxiliary Services:					
Student Transportation Services	4,710,848.00	5,139,223.82	5,000,297.46	4,279.31	5,004,576.77
General Administrative and Central Support	2,614,242.00	2,614,242.00	2,860,687.45	(8,961.55)	2,851,725.90
Other	2,317,550.12	2,310,910.00	3,066,557.57	(2,650.31)	3,063,907.26
Capital Outlay	80,000.00	83,858.00	38,832.99		38,832.99
Total Expenditures	<u>75,615,620.29</u>	<u>77,849,492.74</u>	<u>77,401,966.97</u>	<u>113,106.00</u>	<u>77,515,072.97</u>
Excess (Deficiency) of Revenues Over Expenditures	<u>1,636,442.04</u>	<u>24,897.70</u>	<u>5,029,637.91</u>	<u>(113,106.00)</u>	<u>4,916,531.91</u>
Other Financing Sources (Uses)					
Indirect Cost	1,898,763.44	1,731,990.08	492,333.95		492,333.95
Transfers In	164,483.00	164,483.00	835,024.96		835,024.96
Other Financing Sources	50,000.00	50,000.00	12,612.55		12,612.55
Transfers Out	(2,803,049.12)	(2,183,263.75)	(3,409,392.26)		(3,409,392.26)
Total Other Financing Sources (Uses)	<u>(689,802.68)</u>	<u>(236,790.67)</u>	<u>(2,069,420.80)</u>		<u>(2,069,420.80)</u>
Net Change in Fund Balances	946,639.36	(211,892.97)	2,960,217.11	(113,106.00)	2,847,111.11
Fund Balances - Beginning of Year	<u>9,362,562.09</u>	<u>9,452,536.34</u>	<u>9,545,772.48</u>	<u>(6,951,591.77)</u>	<u>2,594,180.71</u>
Fund Balances - End of Year	<u>\$ 10,309,201.45</u>	<u>\$ 9,240,643.37</u>	<u>\$ 12,505,989.59</u>	<u>\$ (7,064,697.77)</u>	<u>\$ 5,441,291.82</u>

Explanation of differences:

The Board budgets revenues and expenditures to the extent they are expected to be received or paid in the current fiscal period, rather than on the modified accrual basis.

\$ (113,106.00)

***Schedule of Revenues, Expenditures and Changes in Fund Balances
Budget and Actual - Special Revenue Fund
For the Year Ended September 30, 2022***

	Budgeted Amounts		Actual Amounts Budgetary Basis	Budget to GAAP Differences	Actual Amounts GAAP Basis
	Original	Final			
Revenues					
Federal	\$ 22,012,176.85	\$ 28,422,455.87	\$ 15,130,340.12		\$ 15,130,340.12
Local	5,543,982.85	6,065,682.85	6,396,774.22		6,396,774.22
Other	270,203.56	2,448,203.56	2,445,189.30		2,445,189.30
Total Revenues	27,826,363.26	36,936,342.28	23,972,303.64		23,972,303.64
Expenditures					
Current:					
Instruction	9,074,199.27	13,054,118.43	9,358,765.88		9,358,765.88
Instructional Support	3,328,946.10	3,979,904.87	2,291,538.36		2,291,538.36
Operation and Maintenance	371,694.00	964,154.00	1,068,636.84		1,068,636.84
Auxiliary Services:					
Student Transportation	139,126.20	142,230.33	181,697.78		181,697.78
Food Service	7,161,877.54	7,161,877.54	7,013,236.75	(33,667.17)	6,979,569.58
General Administrative and Central Support	1,969,524.98	1,791,593.24	449,762.61		449,762.61
Other	4,752,420.85	4,960,637.02	3,248,021.58		3,248,021.58
Capital Outlay	2,763,117.01	4,266,409.54	204,592.90		204,592.90
Total Expenditures	29,560,905.95	36,320,924.97	23,816,252.70	(33,667.17)	23,782,585.53
Excess (Deficiency) of Revenues Over Expenditures	(1,734,542.69)	615,417.31	156,050.94	33,667.17	189,718.11
Other Financing Sources (Uses)					
Transfers In	2,803,049.12	2,051,470.76	2,174,392.26		2,174,392.26
Other Financing Sources (Uses)	26,648.00	26,648.00			
Transfers Out	(164,483.00)	(164,483.00)	(835,024.96)		(835,024.96)
Total Other Financing Sources (Uses)	2,665,214.12	1,913,635.76	1,339,367.30		1,339,367.30
Net Change in Fund Balances	930,671.43	2,529,053.07	1,495,418.24	33,667.17	1,529,085.41
Fund Balances - Beginning of Year	5,394,787.54	6,464,092.12	6,464,092.12	(292,837.58)	6,171,254.54
Fund Balances - End of Year	\$ 6,325,458.97	\$ 8,993,145.19	\$ 7,959,510.36	\$ (259,170.41)	\$ 7,700,339.95

Explanation of differences:

The Board budgets revenues and expenditures to the extent they are expected to be received or paid in the current fiscal period, rather than on the modified accrual basis.

\$ 33,667.17

This Page Intentionally Blank

Supplementary Information

Schedule of Expenditures of Federal Awards
For the Year Ended September 30, 2022

Federal Grantor/ Pass-Through Grantor/ Program Title	Federal Assistance Listing Number	Pass-Through Grantor's Number	Pass-Through to Subrecipient	Total Federal Expenditures
U. S. Department of Agriculture				
Passed Through Alabama Department of Education				
Child Nutrition Cluster:				
School Breakfast Program	10.553	N/A	N/A	\$ 1,171,089.98
National School Lunch Program:				
Cash Assistance	10.555	N/A	N/A	4,325,088.28
Non-Cash Assistance (Commodities)	10.555	N/A	N/A	452,103.76
Sub-Total National School Lunch Program				<u>4,777,192.04</u>
Sub-Total Child Nutrition Cluster				5,948,282.02
Child and Adult Food Program	10.558	N/A	N/A	534,140.45
State Administrative Expenses for Child Nutrition	10.560	N/A	N/A	35,509.20
COVID-19 Pandemic EBT Food Benefits	10.649	N/A	N/A	6,183.61
Total U. S. Department of Agriculture				<u>6,524,115.28</u>
U. S. Department of Education				
Passed Through Alabama Department of Education				
Special Education Cluster:				
Special Education - Grants to States	84.027	N/A	N/A	1,951,912.59
COVID-19 American Rescue Plan - Special Education - Grants to States	84.027X	N/A	N/A	125,703.15
Special Education - Preschool Grants	84.173	N/A	N/A	35,963.29
COVID-19 American Rescue Plan - Special Education - Preschool Grants	84.173X	N/A	N/A	19,984.92
Sub-Total Special Education Cluster				<u>2,133,563.95</u>
Title I Grants to Local Educational Agencies	84.010	N/A	N/A	1,490,480.35
Migrant Education-State Grant Program	84.011	N/A	N/A	224,692.98
Career and Technical Education - Basic Grants to States	84.048	N/A	N/A	124,709.79
English Language Acquisition State Grants	84.365	N/A	N/A	26,739.97
Supporting Effective Instruction State Grants	84.367	N/A	N/A	286,465.39
Student Support and Academic Enrichment Program	84.424	N/A	N/A	115,135.57
COVID-19 Education Stabilization Fund:				
COVID-19 Governor's Emergency Education Relief Fund	84.425C	N/A	N/A	167,107.65
COVID-19 Elementary and Secondary School Emergency Relief Fund	84.425D	N/A	N/A	1,723,357.88
COVID-19 American Rescue Plan - Elementary and Secondary School Emergency Relief Fund	84.425U	N/A	N/A	2,657,103.78
COVID-19 American Rescue Plan - Elementary and Secondary School Emergency Relief Fund - Homeless Children and Youth	84.425W	N/A	N/A	18,128.11
Sub-Total COVID-19 Education Stabilization Fund				<u>4,565,697.42</u>
Total U. S. Department of Education				<u>8,967,485.42</u>
Sub-Total Forward				\$ 15,491,600.70

***Schedule of Expenditures of Federal Awards
For the Year Ended September 30, 2022***

Federal Grantor/ Pass-Through Grantor/ Program Title	Federal Assistance Listing Number	Pass-Through Grantor's Number	Pass-Through to Subrecipient	Total Federal Expenditures
Sub-Total Brought Forward				\$ 15,491,600.70
<u>Social Security Administration</u>				
<u>Passed Through Alabama Department of Education</u>				
Social Security - Disability Insurance	96.001	N/A	N/A	1,220.00
<u>U. S. Department of Health and Human Services</u>				
<u>Passed Through Alabama Department of Education</u>				
Child Care and Development Block Grant	93.575	N/A	N/A	16,175.40
<u>Other Federal Assistance</u>				
<u>Direct Program</u>				
ROTC - Army	N/A	N/A	N/A	<u>44,207.94</u>
Total Expenditures of Federal Awards				<u>\$ 15,553,204.04</u>

N/A = Not Applicable or Not Available

The accompany Notes to the Schedule of Expenditures of Federal Awards are an integral part of this schedule.

***Notes to the Schedule of Expenditures
of Federal Awards
For the Year Ended September 30, 2022***

Note 1 – Basis of Presentation

The accompanying Schedule of Expenditures of Federal Awards (the “Schedule”) includes the federal award activity of the St. Clair County Board of Education under programs of the federal government for the year ended September 30, 2022. The information in this Schedule is presented in accordance with the requirements of Title 2 U. S. *Code of Federal Regulations* Part 200, *Uniform Administrative Requirements, Cost Principles and Audit Requirements for Federal Awards (Uniform Guidance)*. Because the Schedule presents only a selected portion of the operations of the St. Clair County Board of Education, it is not intended to and does not present the financial position or changes in net position of the St. Clair County Board of Education.

Note 2 – Summary of Significant Accounting Policies

Expenditures reported on the Schedule are reported on the modified accrual basis of accounting. Such expenditures are recognized following the cost principles contained in the *Uniform Guidance* wherein certain types of expenditures are not allowable or are limited as to reimbursement.

Note 3 – Indirect Cost Rate

The St. Clair County Board of Education has not elected to use the 10-percent de minimis indirect cost rate as allowed in the *Uniform Guidance*.

Additional Information

Board Members and Administrative Personnel
October 1, 2021 through September 30, 2022

Board Members		Term Expires
Hon. Scott Suttle	President	2026
Hon. Nickie VanPelt	Member	2024
Hon. Mike Hobbs	Member	2022
Hon. Marie Manning	Member	2022
Hon. Bill Morris	Member	2022
Hon. Allison Gray	Member	2026
Hon. Randy Thompson	Member	2026
 <u>Administrative Personnel</u>		
Hon. Mike Howard	Superintendent	June 2022
Hon. Justin Burns	Superintendent	2026
Laura Nance	Chief School Financial Officer	January 2022
Traci Higgins	Chief School Financial Officer	June 2023

***Report on Internal Control Over Financial Reporting and on
Compliance and Other Matters Based on an Audit of
Financial Statements Performed in Accordance With
Government Auditing Standards***

Independent Auditor's Report

Members of the St. Clair County Board of Education,
Superintendent and Chief School Financial Officer
Ashville, Alabama

We have audited, in accordance with auditing standards generally accepted in the United States of America and the standards applicable to financial audits contained in ***Government Auditing Standards*** issued by the Comptroller General of the United States (***Government Auditing Standards***), the financial statements of the governmental activities, each major fund, and the aggregate remaining fund information of the St. Clair County Board of Education, as of and for the year ended September 30, 2022, and the related notes to the financial statements, which collectively comprise the St. Clair County Board of Education's basic financial statements, and have issued our report thereon dated June 8, 2023.

Report on Internal Control Over Financial Reporting

In planning and performing our audit of the financial statements, we considered the St. Clair County Board of Education's internal control over financial reporting (internal control) as a basis for designing audit procedures that are appropriate in the circumstances for the purpose of expressing our opinions on the financial statements, but not for the purpose of expressing an opinion on the effectiveness of the St. Clair County Board of Education's internal control. Accordingly, we do not express an opinion on the effectiveness of the St. Clair County Board of Education's internal control.

A *deficiency in internal control* exists when the design or operation of a control does not allow management or employees, in the normal course of performing their assigned functions, to prevent, or detect and correct, misstatements on a timely basis. A *material weakness* is a deficiency, or combination of deficiencies, in internal control such that there is a reasonable possibility that a material misstatement of the entity's financial statements will not be prevented, or detected and corrected, on a timely basis. A *significant deficiency* is a deficiency, or a combination of deficiencies, in internal control that is less severe than a material weakness, yet important enough to merit attention by those charged with governance.

***Report on Internal Control Over Financial Reporting and on
Compliance and Other Matters Based on an Audit of
Financial Statements Performed in Accordance With
Government Auditing Standards***

Our consideration of internal control was for the limited purpose described in the first paragraph of this section and was not designed to identify all deficiencies in internal control that might be material weaknesses or significant deficiencies. Given these limitations, during our audit we did not identify any deficiencies in internal control that we consider to be material weaknesses. However, material weaknesses may exist that have not been identified. We did identify a certain deficiency in internal control, described in the accompanying Schedule of Findings and Questioned Costs as Finding 2022-003, that we consider to be a significant deficiency.

Report on Compliance and Other Matters

As part of obtaining reasonable assurance about whether the St. Clair County Board of Education's financial statements are free of material misstatement, we performed tests of its compliance with certain provisions of laws, regulations, contracts and grant agreements, noncompliance with which could have a direct and material effect on the financial statements. However, providing an opinion on compliance with those provisions was not an objective of our audit, and accordingly, we do not express such an opinion. The results of our tests disclosed no instances of noncompliance or other matters that are required to be reported under ***Government Auditing Standards***. However, we noted certain matters that we have reported to the management of the St. Clair County Board of Education in the Schedule of State and Local Compliance and Other Findings.


St. Clair County Board of Education's Response to Findings

Government Auditing Standards require the auditor to perform limited procedures on the St. Clair County Board of Education's response to the findings identified in our audit and described in the accompanying Schedule of Findings and Questioned Costs. The St. Clair County Board of Education's response to the findings identified in our audit are described in the accompanying Auditee Response/Corrective Action Plan. The St. Clair County Board of Education's response was not subjected to the auditing procedures applied in the audit of the financial statements and, accordingly, we express no opinion on it.

***Report on Internal Control Over Financial Reporting and on
Compliance and Other Matters Based on an Audit of
Financial Statements Performed in Accordance With
Government Auditing Standards***

Purpose of this Report

The purpose of this report is solely to describe the scope of our testing of internal control and compliance and the results of that testing, and not to provide an opinion on the effectiveness of the entity's internal control or on compliance. This report is an integral part of an audit performed in accordance with ***Government Auditing Standards*** in considering the entity's internal control and compliance. Accordingly, this communication is not suitable for any other purpose.



Rachel Laurie Riddle
Chief Examiner
Department of Examiners of Public Accounts

Montgomery, Alabama

June 8, 2023

***Report on Compliance for Each Major Federal Program
and Report on Internal Control Over Compliance
Required by the Uniform Guidance***

Independent Auditor's Report

Members of the St. Clair County Board of Education,
Superintendent and Chief School Financial Officer
Ashville, Alabama

Report on Compliance for Each Major Federal Program

Opinion on Each Major Federal Program

We have audited the St. Clair County Board of Education's compliance with the types of compliance requirements identified as subject to audit in the ***OMB Compliance Supplement*** that could have a direct and material effect on each of the St. Clair County Board of Education's major federal programs for the year ended September 30, 2022. The St. Clair County Board of Education's major federal programs are identified in the Summary of Examiner's Results section of the accompanying Schedule of Findings and Questioned Costs.

In our opinion, the St. Clair County Board of Education complied, in all material respects, with the compliance requirements referred to above that could have a direct and material effect on each of its major federal programs for the year ended September 30, 2022.

Basis for Opinion on Each Major Federal Program

We conducted our audit of compliance in accordance with auditing standards generally accepted in the United States of America (GAAS); the standards applicable to financial audits contained in ***Government Auditing Standards*** issued by the Comptroller General of the United States (***Government Auditing Standards***); and the audit requirements of Title 2 U. S. ***Code of Federal Regulations*** Part 200, ***Uniform Administrative Requirements, Cost Principles, and Audit Requirements for Federal Awards (Uniform Guidance)***. Our responsibilities under those standards and the ***Uniform Guidance*** are further described in the Auditor's Responsibilities for the Audit of Compliance section of our report.

We are required to be independent of the St. Clair County Board of Education and to meet our other ethical responsibilities, in accordance with relevant ethical requirements relating to our audit. We believe that the audit evidence we have obtained is sufficient and appropriate to provide a basis for our opinion on compliance for each major federal program. Our audit does not provide a legal determination of the St. Clair County Board of Education's compliance with the compliance requirements referred to above.

***Report on Compliance for Each Major Federal Program
and Report on Internal Control Over Compliance
Required by the Uniform Guidance***

Responsibilities of Management for Compliance

Management is responsible for compliance with the requirements referred to above and for the design, implementation, and maintenance of effective internal control over compliance with the requirements of laws, statutes, regulations, rules and provisions of contracts or grant agreements applicable to the St. Clair County Board of Education's federal programs.

Auditor's Responsibilities for the Audit of Compliance

Our objectives are to obtain reasonable assurance about whether material noncompliance with the compliance requirements referred to above occurred, whether due to fraud or error, and express an opinion on the St. Clair County Board of Education's compliance based on our audit. Reasonable assurance is a high level of assurance but is not absolute assurance and therefore is not a guarantee that an audit conducted in accordance with GAAS, ***Government Auditing Standards***, and the *Uniform Guidance* will always detect material noncompliance when it exists. The risk of not detecting material noncompliance resulting from fraud is higher than for that resulting from error, as fraud may involve collusion, forgery, intentional omissions, misrepresentations, or the override of internal control. Noncompliance with the compliance requirements referred to above is considered material, if there is a substantial likelihood that, individually or in the aggregate, it would influence the judgment made by a reasonable user of the report on compliance about the St. Clair County Board of Education's compliance with the requirements of each major federal program as a whole.

In performing an audit in accordance with GAAS, ***Government Auditing Standards***, and the *Uniform Guidance*, we

- ◆ exercise professional judgment and maintain professional skepticism throughout the audit.
- ◆ identify and assess the risks of material noncompliance, whether due to fraud or error, and design and perform audit procedures responsive to those risks. Such procedures include examining, on a test basis, evidence regarding the St. Clair County Board of Education's compliance with the compliance requirements referred to above and performing such other procedures as we considered necessary in the circumstances.
- ◆ obtain an understanding of the St. Clair County Board of Education's internal control over compliance relevant to the audit in order to design audit procedures that are appropriate in the circumstances and to test and report on internal control over compliance in accordance with the *Uniform Guidance*, but not for the purpose of expressing an opinion on the effectiveness of the St. Clair County Board of Education's internal control over compliance. Accordingly, no such opinion is expressed.

***Report on Compliance for Each Major Federal Program
and Report on Internal Control Over Compliance
Required by the Uniform Guidance***

We are required to communicate with those charged with governance regarding, among other matters, the planned scope and timing of the audit and any significant deficiencies and material weaknesses in internal control over compliance that we identified during the audit.

Report on Internal Control Over Compliance

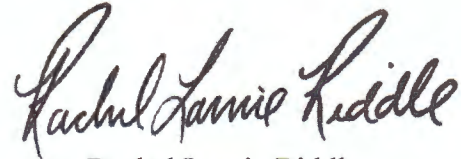
A deficiency in internal control over compliance exists when the design or operation of a control over compliance does not allow management or employees, in the normal course of performing their assigned functions, to prevent, or detect and correct, noncompliance with a type of compliance requirement of a federal program on a timely basis. *A material weakness in internal control over compliance* is a deficiency, or combination of deficiencies, in internal control over compliance, such that there is a reasonable possibility that material noncompliance with a type of compliance requirement of a federal program will not be prevented, or detected and corrected, on a timely basis. *A significant deficiency in internal control over compliance* is a deficiency, or combination of deficiencies, in internal control over compliance with a type of compliance requirement of a federal program that is less severe than a material weakness in internal control over compliance, yet important enough to merit attention by those charged with governance.

Our consideration of the internal control over compliance was for the limited purpose described in the Auditor's Responsibilities for the Audit of Compliance section above and was not designed to identify all deficiencies in internal control over compliance that might be material weaknesses or significant deficiencies in internal control over compliance. Given these limitations, during our audit we did not identify any deficiencies in internal control over compliance that we consider to be material weaknesses, as defined above. However, material weaknesses or significant deficiencies in internal control over compliance may exist that were not identified.

Our audit was not designed for the purpose of expressing an opinion on the effectiveness of internal control over compliance. Accordingly, no such opinion is expressed.

***Report on Compliance for Each Major Federal Program
and Report on Internal Control Over Compliance
Required by the Uniform Guidance***

The purpose of this report on internal control over compliance is solely to describe the scope of our testing on internal control over compliance and the results of that testing based on the requirements of the *Uniform Guidance*. Accordingly, this report is not suitable for any other purpose.



Rachel Laurie Riddle
Chief Examiner
Department of Examiners of Public Accounts

Montgomery, Alabama

June 8, 2023

Schedule of Findings and Questioned Costs
For the Year Ended September 30, 2022

Section I – Summary of Examiner's Results

Financial Statements

Type of report the auditor issued on whether the audited financial statements were prepared in accordance with GAAP:

Unmodified

Internal control over financial reporting:

Material weakness(es) identified?

_____ Yes X No

Significant deficiency(ies) identified?

 X Yes _____ None reported

Noncompliance material to financial statements noted?

_____ Yes X No

Federal Awards

Internal control over major federal programs:

Material weakness(es) identified?

_____ Yes X No

Significant deficiency(ies) identified?

_____ Yes X None reported

Type of auditor's report issued on compliance for major federal programs:

Unmodified

Any audit findings disclosed that are required to be reported in accordance with 2 CFR 200.516(a) of the *Uniform Guidance*?

_____ Yes X No

Schedule of Findings and Questioned Costs
For the Year Ended September 30, 2022

Section I – Summary of Examiner's Results

Identification of major federal programs:

Assistance Listing Numbers	Name of Federal Program or Cluster
	<u>Special Education Cluster:</u>
84.027	Special Education – Grants to States
84.027X	COVID-19 American Rescue Plan Special Education – Grants to States
84.173	Special Education – Preschool Grants
84.173X	COVID-19 American Rescue Plan Special Education – Preschool Grants
	<u>COVID-19 Education Stabilization Fund:</u>
84.425C	COVID-19 Governor’s Emergency Education Relief Fund
84.425D	COVID-19 Elementary and Secondary School Emergency Relief Fund
84.425U	COVID-19 American Rescue Plan – Elementary and Secondary School Emergency Relief Fund
84.425W	COVID-19 American Rescue Plan – Elementary and Secondary School Emergency Relief – Homeless Children and Youth

Dollar threshold used to distinguish between Type A and Type B programs:

\$750,000.00

Auditee qualified as low-risk auditee?

 X Yes No

Schedule of Findings and Questioned Costs
For the Year Ended September 30, 2022

Section II – Financial Statement Findings (GAGAS)

Reference Number: 2022-003
Type of Finding: Internal Control
Internal Control Impact: Significant Deficiency
Compliance Impact: None

Internal controls were not in place to ensure procedures for receipting money collected were in followed at Springville Elementary School.

Finding

The Alabama State Department of Education's Financial Procedures for Local Schools requires all teachers to follow certain procedures relating to the receipt of money collected. All teachers are to be issued a pre-numbered receipt book as assigned by the school's bookkeeper. The teacher is required to issue receipts to individuals as money is collected. The money collected by the teacher should be taken along with the receipts written to the school's bookkeeper daily. The school's bookkeeper should then reconcile the teachers' receipts written to the money being turned in by the teacher. Once verified, the school's bookkeeper should write the teacher a receipt from the school's master receipt book and the money should be deposited into the school's bank account. At Springville Elementary School (the "School"), School personnel did not always use prenumbered receipt books, instead paper receipt forms were created by the bookkeeper. These forms did not indicate the date teachers receipted money collected from students; therefore, we were unable to determine if money was turned into the bookkeeper timely or if the bookkeeper receipted and deposited money timely. The School's personnel failed to follow all established procedures related to the receipting and depositing of School money, exposing the money to the risk of loss or theft.

Recommendation

The Board should ensure that local schools follow all established policies related to receipts and deposits.

Views of Responsible Officials of the Auditee

The Board understands and accepts the finding.

Section III – Federal Awards Findings and Questioned Costs

No matters were reportable.

Auditee Response/Corrective Action Plan



St. Clair County Board of Education

410 Roy Drive
Ashville, AL 35953

JUSTIN D, BURNS
Superintendent

205-594-7131 Phone
205-594-4441 Fax

Auditee Response/Corrective Action Plan

For the Year Ended September 30, 2022

As required by the *Uniform Administrative Requirements, Cost Principles and Audit Requirements for Federal Awards*, 2 CFR 200.511(c), the St. Clair County Board of Education has prepared and hereby submits the following Corrective Action Plan for the finding which is included in the Schedule of Findings and Questioned Costs for the year ended September 30, 2022.

**Finding
Ref.
No.**

Corrective Action Plan Details

2022-003

Finding:

The Alabama State Department of Education's Financial Procedures for Local Schools requires all teachers to follow certain procedures relating to the receipt of money collected. All teachers are to be issued a pre-numbered receipt book as assigned by the school's bookkeeper. The teacher is required to issue receipts to individuals as money is collected. The money collected by the teacher should be taken along with the receipts written to the school's bookkeeper daily. The school's bookkeeper should then reconcile the teachers' receipts written to the money being turned in by the teacher. Once verified, the school's bookkeeper should write the teacher a receipt from the school's master receipt book and the money should be deposited into the school's bank account. At Springville Elementary School (the "School"), School personnel did not always use prenumbered receipt books, instead paper receipt forms were created by the bookkeeper. These forms did not indicate the date teachers receipted money collected from students; therefore, we were unable to determine if money was turned into the bookkeeper timely or if the bookkeeper receipted and deposited money timely. The School's personnel failed to follow all established procedures related to the receipting and depositing of School money, exposing the money to the risk of loss or theft.

Recommendation:

The Board should ensure that local schools follow all established policies related to receipts and deposits.

Response/Views: The Board understands and accepts the finding.

Corrective Action Planned: The Board understands that local schools are required to follow all established policies related to receipts and deposits. The conduct identified in this finding was the result of a personnel matter that has been addressed. The person responsible for this conduct is no longer in a bookkeeping position.

Anticipated Completion Date: This matter has been corrected. The person responsible is no longer in a bookkeeping position.

Contact Person(s): Justin Burns, Superintendent

Other matters came to our attention while performing our audit that are not included in the Schedule of Findings and Questioned Costs. These matters will be addressed in the Schedule of State and Local Compliance and Other Findings and are included as findings below.

Finding Ref. No.	Corrective Action Plan Details
2022-001	<p>Finding: The <i>Code of Alabama 1975</i>, Section 16-13B-1, commonly referred to as the Competitive Bid Law, requires all expenditures of funds of whatever nature for labor, services, work, or for the purchase of materials, equipment, supplies, or other personal property involving \$15,000 or more, made by or on behalf of any city or county board of education to be made under contractual agreement entered into by free and open competitive bidding, on sealed bids, to the lowest responsible bidder. Furthermore, the <i>Code of Alabama 1975</i>, Section 16-13B-4(d) states that all original bids together with all documents pertaining to the award of the contract shall be retained in accordance with a retention period of at least seven years established by the Local Government Records Commission and shall be open to public inspection. Additionally, Board policy provides, “all purchases will be made in compliance with the competitive bid law, when applicable, and with such corresponding rules, regulations, and procedures as may be set forth in the Board’s finance manual.”</p> <p>During fiscal year 2022, the following issues with bids were noted:</p> <ul style="list-style-type: none">• The Board approved a bid for electrical supplies; however, certain electrical items purchased which exceeded \$15,000 in the aggregate were not included in the original bid. Additionally, some of the items which were included in the original bid were purchased at a cost higher than the approved bid amount.• The Board spent \$26,910 to rent a piece of equipment but did not bid the rental for this item.

- For all bids tested, the Board failed to maintain proper supporting documentation of bids including, but not limited to, signed contracts, E-Verify documentation, and W-9 forms.

The Board did not have adequate procedures in place to ensure the Competitive Bid Law and applicable Board policy related to competitive bidding were followed. As a result, the Board failed to comply with all aspects of the Competitive Bid Law and its own purchasing policy.

Recommendation:

The Board should implement policies and procedures to ensure compliance with the Competitive Bid Law and its own purchasing policy.

Response/Views: The Board understands and accepts the finding.

Corrective Action Planned: The Board has implemented policies and procedures to ensure compliance with the Competitive Bid Law and its own purchasing policy. The conduct identified in this finding was the result of a personnel matter that has been addressed. The person responsible for this conduct has resigned from the St. Clair County School System.

Anticipated Completion Date: This matter has been corrected. The person responsible for this conduct has resigned from the St. Clair County School System.

Contact Person(s): Justin Burns, Superintendent

2022-002

Finding:

The *Code of Alabama 1975*, Title 39, commonly referred to as the Public Works Law, contains various legal requirements related to public works projects. Public works projects include the construction, installation, repair, renovation, or maintenance of public buildings, in whole or in part, with public funds. Furthermore, Title 39 states that no public works project involving a sum in excess of \$50,000 shall be split into parts involving sums of \$50,000 or less for the purpose of evading the requirements of the Public Works Law.

During the fiscal year 2022, the following issues with the Public Works Law were noted:

- The Board bid two projects under the Competitive Bid Law although these projects met the definition of a public works project; therefore, the Public Works Law should have been followed. Because the Public Works Law was not followed for these two projects, the Board failed to properly advertise for bids, obtain required bonds, and advertise for completion of these projects.

- The Board paved a parking lot, meeting the definition of a public works project, without bidding this project under the Public Works Law. The total cost of the project was \$128,218.79.

The Board did not have procedures in place to ensure compliance with all aspects of the Public Works Law. As a result, the Board entered into public works contracts without adhering to the requirements of the Public Works Law.

Recommendation:


The Board should establish procedures to ensure all public works projects are competitively bid in accordance with the *Code of Alabama 1975*, Title 39.

Response/Views: The Board understands and accepts the finding as it relates to Public Works projects, such as paving parking lots. The Board has previously understood that contracts for janitorial services or floor finishing of public school buildings were services that were to be analyzed under the Competitive Bid Law and were not considered Public Works projects. Therefore, the Board bid the contracts at issue for those services under the Competitive Bid Law instead of the Public Works Law. The Board disagrees with this portion of the finding.

Corrective Action Planned: The Board has implemented policies and procedures to ensure compliance with the Public Works Law. The conduct identified in this finding related to the award of the contract for paving the parking lot at issue was the result of a personnel matter that has been addressed. The person responsible for this conduct has resigned from the St. Clair County School System.

Anticipated Completion Date: This matter has been corrected. The person responsible for this conduct has resigned from the St. Clair County School System.

Contact Person(s): Justin Burns, Superintendent



Justin Burns, Superintendent
St. Clair County Board of Education