


# UNION AP EXAM REGISTRATION STEPS

SY 2023 - 2024

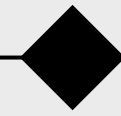
**1**



## AP Classroom

- Join the correct section of AP Classroom using the 6-character Join Code provided by your teacher.

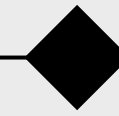
**2**



## Exam Status

- In AP Classroom, change your exam status to “YES” for each AP exam you will be taking.

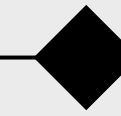
**3**



## Total Registration

- Sign into Total Registration to calculate your AP exam fees.
- If you have previously created a Total Registration account, be sure to **use the same username and password.**
- After completing Total Registration, **print out the confirmation page and include with your exam fee.**

**4**



## Pay Exam Fee

- AP Exam fees are accepted at the Union High School Finance Office.
- A printed copy of the Total Registration confirmation page is required when paying exam fees.
- See Exam fee flyer for more details about acceptable payment types and deadlines.