



Student Assignment Planning (SAP) Community Discovery Tour

Agenda



1 Student Assignment
Project Overview

2 TWI Program Video

3 TWI Engagement
Activity

4 TWI Data Review

5 Community
Conversation

6 SAP Next Steps

SAP PHASE 1

OVERVIEW

Scenario A 2.0


Boundary Lines

- ✓ Construction of a 5th Ward School (K-8)
- ✓ Bessie Rhodes school co-located on the 5th Ward campus (magnet school within a school)
- ✓ Elementary and Middle School Boundary Revisions
- ✓ No change to overall middle school feeder pattern (with exception of 5th ward school).

Programming

- ✓ This is what we're here to talk about today!

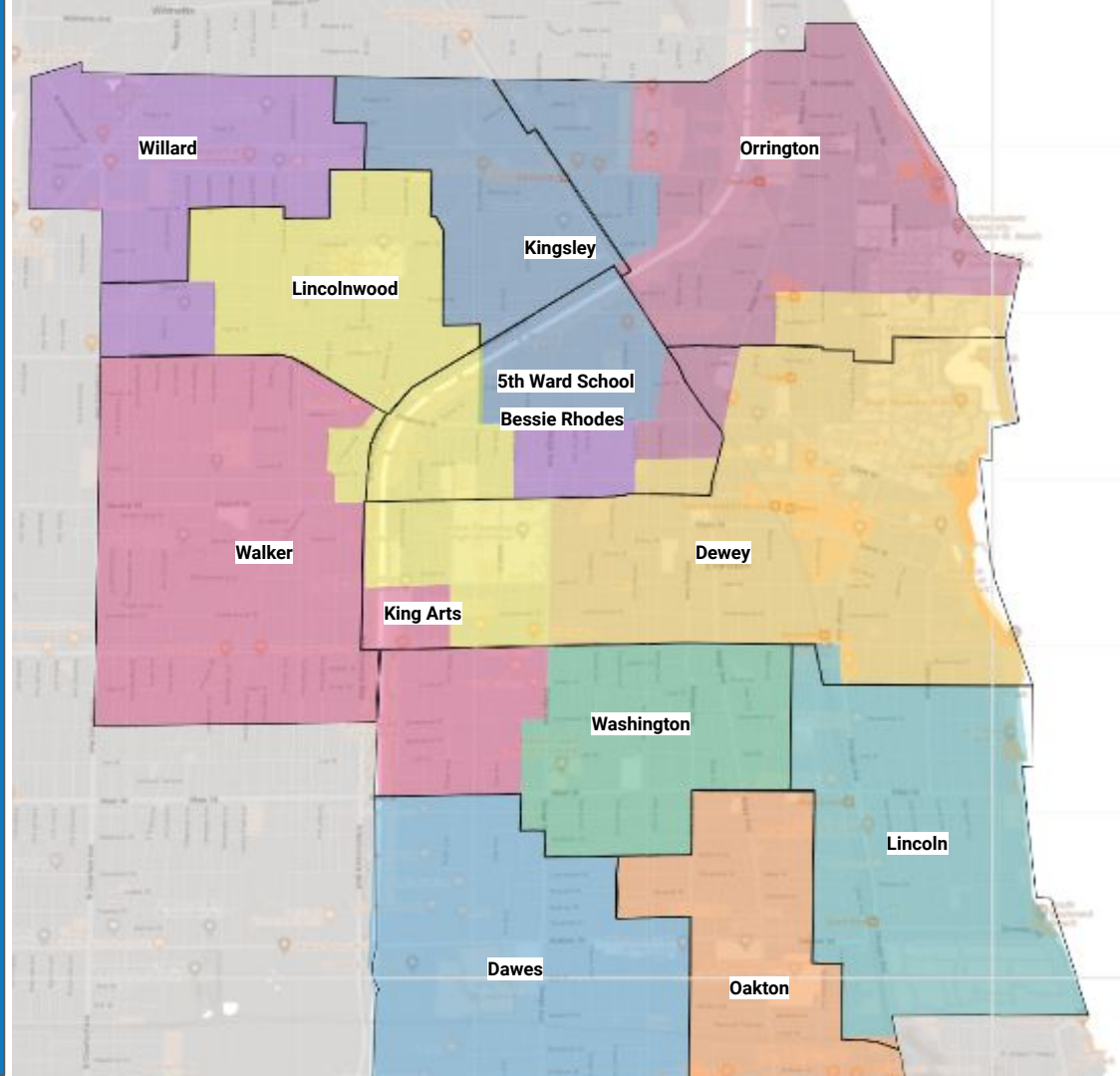
Scenario At A Glance



SCENARIO A 2.0

Proposed Elementary Boundaries Map

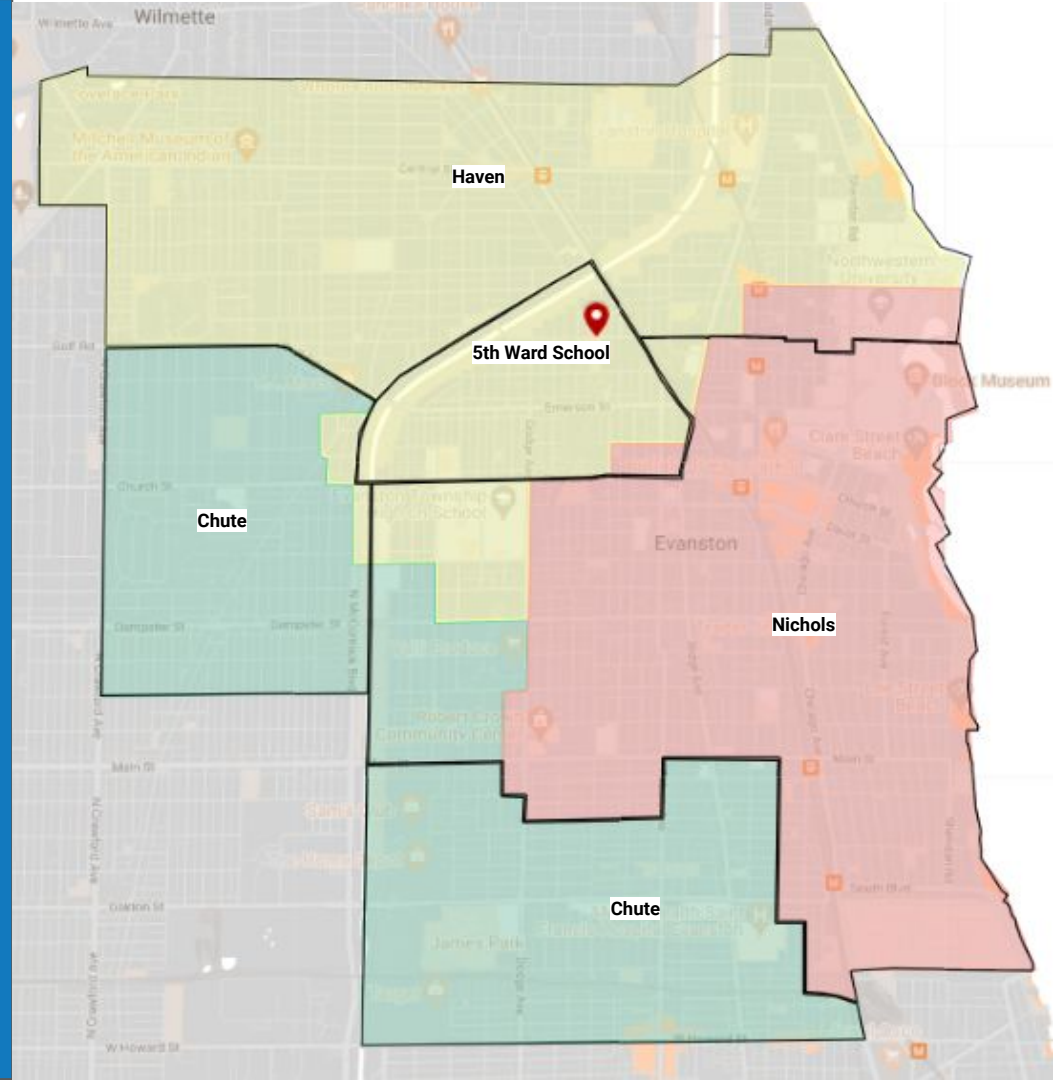
Interactive map on the SAP
website here




SCENARIO A 2.0

Proposed Middle School Boundaries Map

Interactive map on the SAP
website here



TWI VIDEO



What Is The D65 Two Way Immersion (TWI) Program

TWI ENGAGEMENT **ACTIVITY**

TWI Language/Content Allocation



Grade	Language Allocation	Literacy - Spanish	Literacy - English	Math	Science	Social Studies
K	80/20 205 min Span./50 min Eng.	115 minutes	50 minutes	Spanish - 50 minutes	Spanish - 20 minutes	Spanish - 20 minutes
1	80/20 205 min Span./ 50 min Eng.	115 minutes	50 minutes	Spanish - 50 minutes	Spanish - 20 minutes	Spanish - 20 minutes
2	70/30 185 min Span./80 min Eng.	100 minutes	60 minutes	Spanish - 65 minutes	Spanish - 20 minutes	English - 20 minutes
3	60/40 160 min Span./105 min Eng.	65 minutes	80 minutes	Spanish - 70 minutes	Spanish - 25 minutes	English - 25 minutes
4	50/50 125 min Span./120 min Eng.	60 minutes	70 minutes	Spanish 65 minutes	English - 25 minutes	English - 25 minutes
5	50/50 125 min Span/120 min Eng.	60 minutes	70 minutes	Spanish 65 minutes	English - 25 minutes	English - 25 minutes
6 - 8	Spanish for Spanish Speakers Class for all that were in TWI and any new arrivals from Spanish speaking countries					

ENJOY A TWI LESSON WITH US



TWI Lesson with Ms. Barroso

- TWI classes are composed of approximately 50% of students who qualify for bilingual education services and the other 50% are students who speak a non-Spanish language at home.
- In our commitment to equity we proactively seek out all races to be part of the Dual Language program.
- We also welcome multilingual students into our program.



TWI DATA

How Was TWI Developed?



Public schools are required by State law to provide English language learning (ELL) programs and supports when 20 or more English language learners of the same language are in a school (ISBE State code Section 228.25 Program Options, Placement, and Assessment).

The TWI program exists first and foremost to serve Spanish-speaking students

- Transitional Bilingual Education (TBE) Programs weren't servicing emergent bilingual students well in D65
 - D65 educators pushed for the TWI program because TBE programs are a 'subtractive' model vs. TWI which is an 'additive' model
- 2001/02 - TWI began in D65 at 1 schools (Washington)
- TWI expanded to 4 more schools (Dawes, Oakton, Washington, Willard, Dewey)
- 2018 - Rhodes TWI Transition began with the Fall 2018 Kindergarten class

TWI Data - Est. 2000



5 Year Enrollment Data

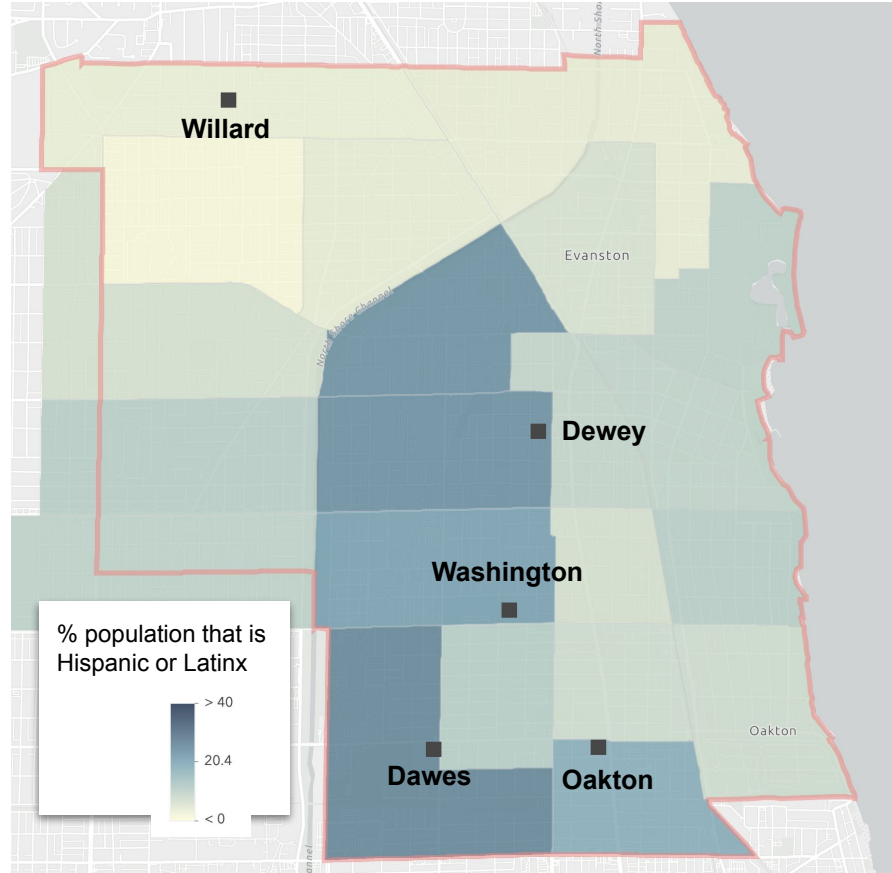
Dates	Enrollment
2022 - 2023*	903*
2021 - 2022	763
2020 - 2021	773
2019 - 2020	847
2018 - 2019	776

* Current student enrollment as of 9.9.22

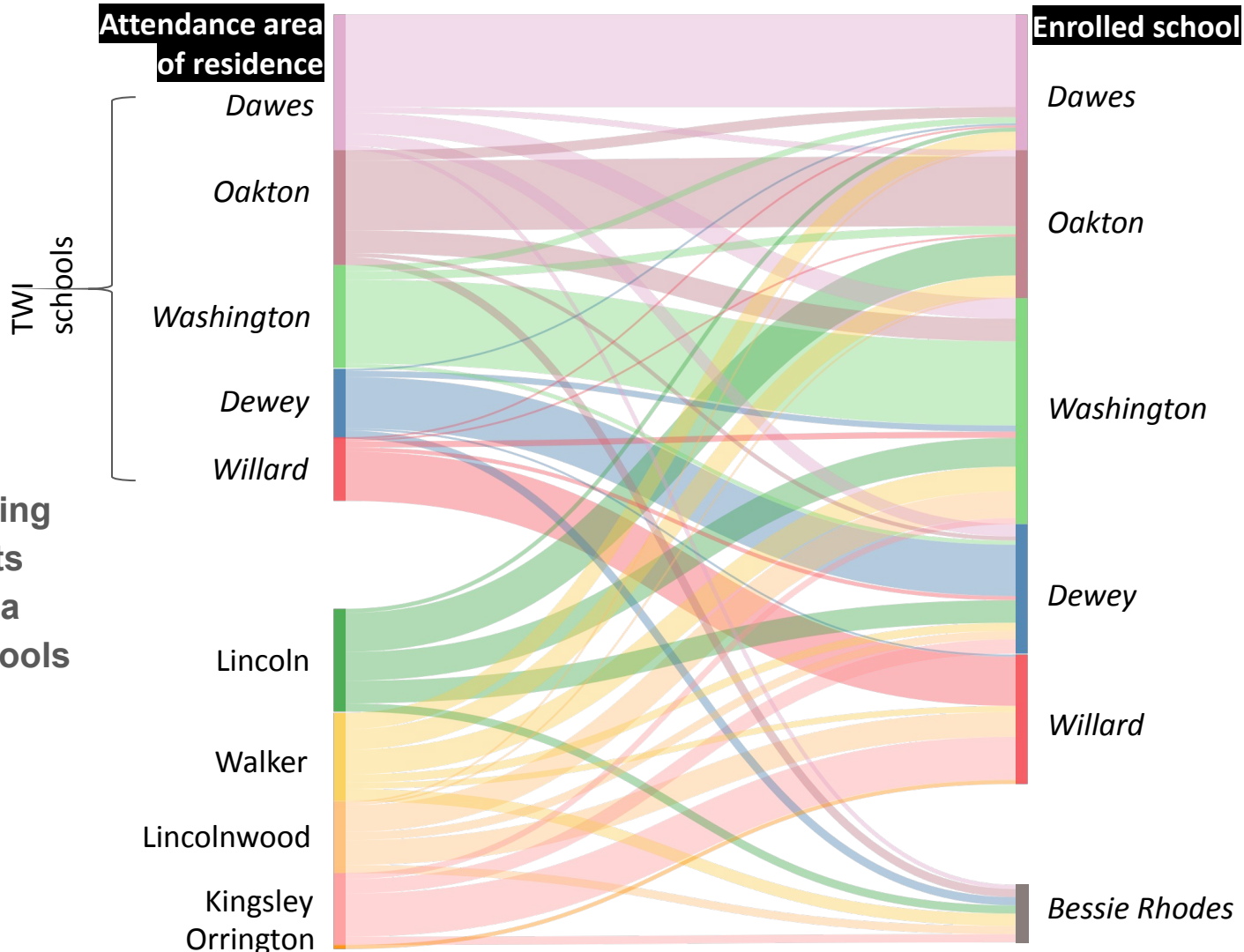
School	Sections/ Classes Per Grade
Bessie Rhodes	2
Dawes	1
Dewey	1
Oakton	1
Washington	2
Willard	1

International and local data shows once students are cross the threshold of obtaining English proficiency, these students perform better than their English counterparts

Where Do Spanish Speaking Families Live?



Native Spanish-speaking TWI participants are enrolled in a mix of TWI schools throughout the district.



YOUR THOUGHTS



Tell Us Your Thoughts



We are looking to collect your thoughts on the following questions



tejoin.com

955-818-433

How do we ensure programs are closest to where students live that need them and can access them?

Tell Us Your Thoughts



We are looking to collect your thoughts on the following questions



tejoin.com

207-395-103

How could we improve TWI and make it a more desirable program?

Tell Us Your Thoughts



We are looking to collect your thoughts on the following questions



tejoin.com

437-999-830

What else should we consider?

SAP PHASE II

NEXT STEPS

What's Next ?



Discovery Meetings

Click [here](#) to see all of our community discovery tour dates, times, and locations.



Development of SAP Phase II Committee

SAP Phase II Committee application will be sent in December 2022.

Committee selections will take place by January 2023.

Committee work January - May 2023.

Present Program and Policy Recommendations to D65 Board

May 2023!

THANK YOU!

Student assignment is a part of our multi-faceted approach to long-term planning for the future of our public schools.