
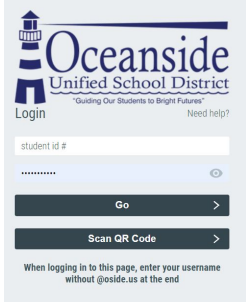











How to Renew Your Own Library Book Online

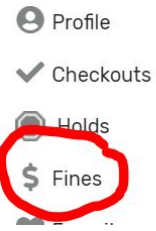
Library books are checked out for **21** days. The Library system will automatically send you an email 1-3 days prior to your book's due date, and will then continue to send emails to you when the book is overdue.

You can stop by the Library to ask us to renew the book for you if you are still reading it, or you can renew it online yourself from any device with internet access. Follow these steps!

<p>1. Go to the OHS Homepage (https://ohs-ousd-ca.schoolloop.com/) and click on the OHS Portal.</p> <p>You can also go directly to portal.oside.us</p>	
<p>2. Login using your student ID and birthday (do not need to add "@oside.us")</p>	
<p>3. Click on the Destiny app</p>	
<p>4. On the right-hand side, click on "Oceanside High School" (note, if you are an OHS AARC student, you still use the OHS link).</p>	
<p>5. In the upper-left, you should see "Welcome (your name) to Oceanside High School"</p>	

<p>6. At the very top-left, click on the 3 bars next to “Destiny Discover”</p>	 <p>Destiny Discover Welcome, Francine</p>
<p>7. You will now see a menu.</p> <ul style="list-style-type: none"> - Any book that is checked out to you that is not “lost” will show in “Checkouts.” - A book that you have had for over 6 weeks without renewing will now show in “Fines.” 	<p>Oceanside High School</p> <ul style="list-style-type: none"> Destiny Destiny Discover Collections Profile Checkouts Holds Fines
<p>8. In “Checkouts,” you can see both Library books and textbooks (called Resources).</p>	<p>All Checkouts (2) Library (1) Resources (1)</p> <div style="display: flex; justify-content: space-between;"> <div data-bbox="834 905 1112 1094">  <p>A clockwork orange Burgess, Anthony, 1917-1993. Paperback Overdue January 13, 2020</p> <p>Renew</p> </div> <div data-bbox="1127 905 1404 1094">  <p>ECONOMICS (GLENCOE) Due June 11, 2020</p> </div> </div>
<p>9. The due date of the book will display in RED if the book is overdue.</p>	<div style="display: flex; align-items: center;">  <div style="margin-left: 10px;"> <p>A clockwork orange Burgess, Anthony, 1917-1993. Paperback Overdue January 13, 2020</p> </div> </div>
<p>10. Click on the blue “Renew” button. You will get a message telling you that your book has been renewed, and you will see the new due date.</p>	
<p>11. There are a few reasons you may not be able to renew:</p> <ul style="list-style-type: none"> - You have renewed the book too many times (limit 3). - Someone else has placed a hold on the book. 	

12. If you have had a book **for over 6 weeks** without renewing, the book will now be marked lost. You will see the book listed under the **FINES** tab.



13. You cannot renew a book that is now marked lost and showing in FINES.

