



Hacienda La Puente  
*Unified School District*

# DECLINING ENROLLMENT

## A BOARD STUDY SESSION

A focus on La Puente & Workman High Schools

October 18, 2023

Dr. Karen Dabney-Lieras

Executive Director, Student and Family Services



# DECLINING ENROLLMENT COMMITTEE

## Members

- 3 Associations
- 4 Principals representing 4 quads
- Executive Director of Student & Family Services
- Director of Fiscal Services

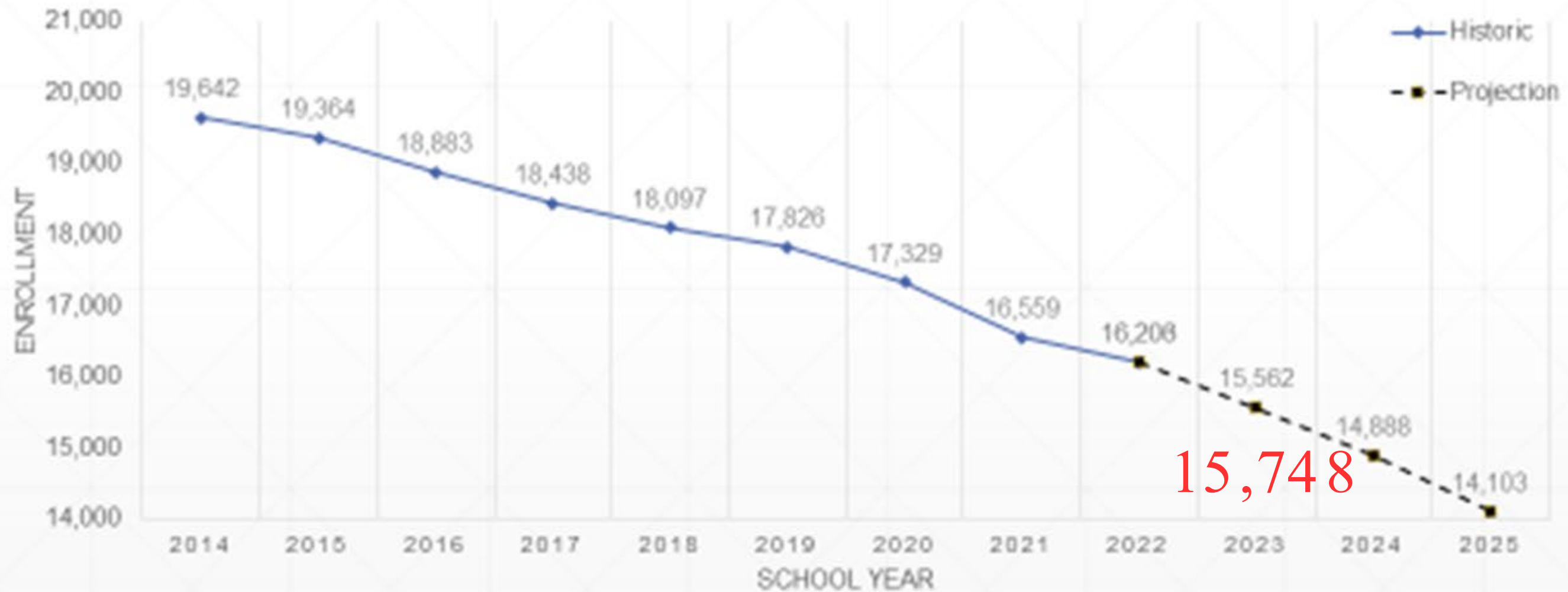
- Reviewed initial enrollment data
- Created a survey for families who currently attend outside their attendance boundary to learn why they chose not to attend their home school
- Currently reviewing Administrative Regulations and Board Policies on Open Enrollment, Inter/ Intra-district Permits
- Discussed the need to review data that includes elementary and middle school feeder patterns



# District Declining Enrollment

## Hacienda La Puente Unified School District

### 2014-2025 Historic\* and Projected\*\* Enrollment



# La Puente HS Enrollment Trends

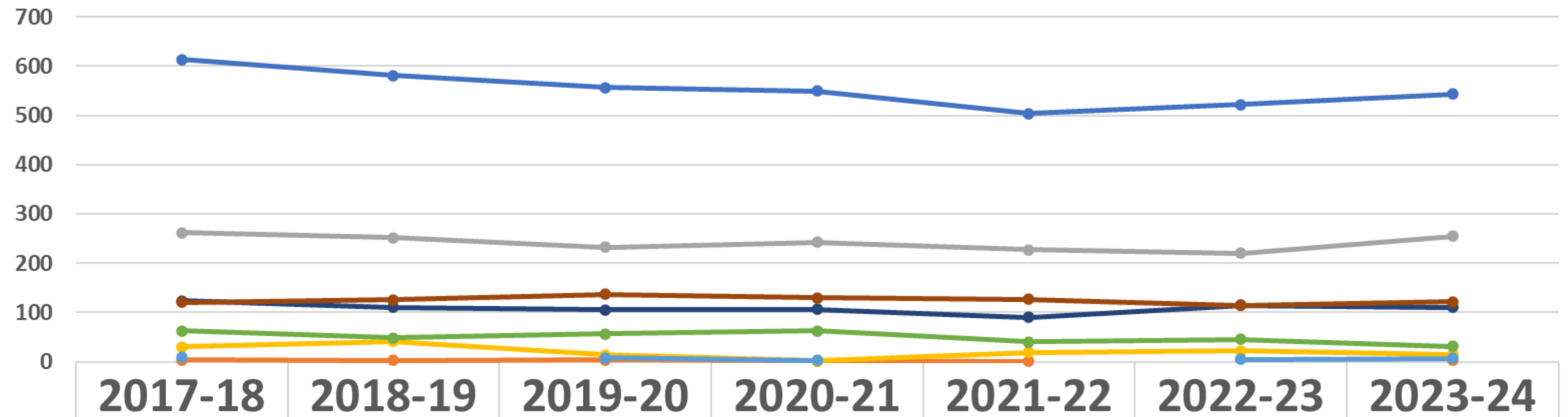


	Total	Total % Change	9th	10th	11th	12th
<b>2016-2023</b>		<b>-26.6%</b>				
<b>2023-24</b>	<b>865</b>	<b>-9.9%</b>	<b>-10.6%</b>	<b>-29.1%</b>	<b>-20.5%</b>	<b>-11.6%</b>
<b>2022-23</b>	960	-4.2%	244	231	241	244
<b>2021-22</b>	1002	-6.2%	241	249	276	236
<b>2020-21</b>	1068	-1.3%	267	284	268	249
<b>2019-20</b>	1082	1.0%	286	271	282	243
<b>2018-19</b>	1071	-7.0%	271	289	257	254
<b>2017-18</b>	1152	-2.2%	291	282	305	274
<b>2016-17</b>	1178		273	326	303	276

# 2017 - 2023 La Puente High School Transfers Within District Over Time



This graph displays the number of students who did not attend La Puente High School and went elsewhere within HLPUSD.



—● Grand Total	613	581	557	549	504	522	543
—● Community Day	4	3	4	2	1		3
—● Los Altos	262	252	232	243	227	220	255
—● Puente Hills	30	41	14	2	19	22	15
—● Stimson Learning Center	9		8	3		5	7
—● Valley	63	49	57	63	40	45	31
—● Wilson	124	110	105	106	90	115	110
—● Workman	121	126	137	130	127	115	122

# 2017 - 2023 La Puente High School Transfers Within District By Code



	2017-18	2018-19	2019-20	2020-21	2021-22	2022-23	2023-24
<b>Inter-district</b>							<b>6</b>
<b>Inter Foster School of Origin</b>					<b>1</b>		
<b>Inter McKinney-Vento School of Origin</b>		<b>1</b>	<b>1</b>				
<b>Inter Permit Regular</b>	<b>1</b>				<b>1</b>		
<b>Intra Foster School of Origin</b>		<b>1</b>	<b>2</b>	<b>1</b>		<b>1</b>	
<b>Intra McKinney-Vento</b>	<b>2</b>						
<b>Intra McKinney-Vento School of Origin</b>		<b>5</b>	<b>3</b>	<b>1</b>			
<b>Intra Open Enrollment</b>	<b>367</b>	<b>408</b>	<b>410</b>	<b>343</b>	<b>107</b>	<b>221</b>	<b>391</b>
<b>Intra Roll Over Choice</b>	<b>6</b>	<b>11</b>	<b>15</b>	<b>16</b>	<b>1</b>		
<b>Intra Special Circumstance</b>	<b>4</b>	<b>1</b>	<b>1</b>			<b>1</b>	<b>6</b>
<b>Intra-IEP</b>	<b>14</b>	<b>13</b>	<b>21</b>	<b>27</b>	<b>3</b>	<b>11</b>	<b>23</b>
<b>Intra-Involuntary Transfer</b>	<b>1</b>						
<b>Unknown or Not Coded</b>	<b>218</b>	<b>145</b>	<b>104</b>	<b>161</b>	<b>397</b>		<b>117</b>

# Workman HS Enrollment Trends

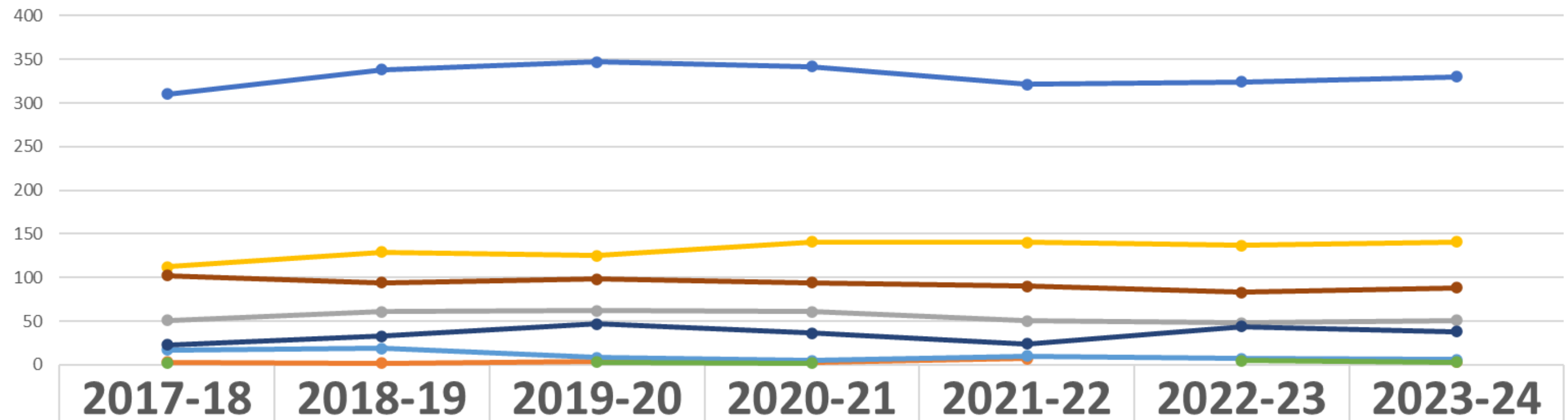


	Total	Total % Change	9th	10th	11th	12th
<b>2016-2023</b>		<b>-32.9%</b>				
<b>2023-24</b>	<b>773</b>	<b>-10.1%</b>	<b>-37.3%</b>	<b>-5.1%</b>	<b>-34.4%</b>	<b>-20.0%</b>
<b>2022-23</b>	860	-10.6%	197	243	208	212
<b>2021-22</b>	962	1.8%	252	237	230	243
<b>2020-21</b>	945	-5.8%	242	229	267	207
<b>2019-20</b>	1003	-3.6%	238	272	221	272
<b>2018-19</b>	1040	-3.7%	284	244	283	229
<b>2017-18</b>	1080	-6.3%	253	294	246	287
<b>2016-17</b>	1152		314	256	317	265

# 2017 - 2023 Workman High School Transfers Within District Over Time



This graph displays the number of students who did not attend Workman High School and went elsewhere within HLPUSD.



	2017-18	2018-19	2019-20	2020-21	2021-22	2022-23	2023-24
— Grand Total	<b>310</b>	<b>338</b>	<b>347</b>	<b>342</b>	<b>321</b>	<b>324</b>	<b>330</b>
— Community Day	<b>3</b>	<b>2</b>	<b>4</b>	<b>3</b>	<b>7</b>		<b>3</b>
— La Puente	<b>51</b>	<b>61</b>	<b>62</b>	<b>61</b>	<b>50</b>	<b>48</b>	<b>51</b>
— Los Altos	<b>112</b>	<b>129</b>	<b>125</b>	<b>141</b>	<b>140</b>	<b>137</b>	<b>141</b>
— Puentes Hills	<b>17</b>	<b>19</b>	<b>8</b>	<b>5</b>	<b>10</b>	<b>7</b>	<b>6</b>
— Stimson Learning Center	<b>2</b>		<b>3</b>	<b>2</b>		<b>5</b>	<b>3</b>
— Valley	<b>23</b>	<b>33</b>	<b>47</b>	<b>36</b>	<b>24</b>	<b>44</b>	<b>38</b>
— Wilson	<b>102</b>	<b>94</b>	<b>98</b>	<b>94</b>	<b>90</b>	<b>83</b>	<b>88</b>



# 2017 - 2023 Workman High School Transfers Within District By Code



	2017-18	2018-19	2019-20	2020-21	2021-22	2022-23	2023-24
Inter-district							3
Inter McKinney-Vento	1						
Inter McKinney-Vento School of Origin			1				
Inter Permit Regular		1	3				
Intra Foster School of Origin					1		
Intra McKinney-Vento School of Origin		3				1	
Intra Open Enrollment	197	250	247	238	68	126	206
Intra Roll Over Choice	1	4	5	9	5		
Intra Special Circumstance	2	3			1	1	
Intra-IEP	5	4	7	7	2	4	3
Unknown or Not Coded	104	75	84	88	247		118

# Students Exiting La Puente High School from 2017 - 2023



	2017-18	2018-19	2019-20	2020-21	2021-22	2022-23
Other or Unknown	1					5
Moved, Verified in US District or School (Outside CA)	7	2	2	1	6	7
Moved, Verified in other CA Public School	46	23	30	17	42	47
Moved, Verified in CA Private School					1	1
Moved to Foreign Country	2	5	3	4	3	2
Left, Verified in Adult Ed. Program	8				1	1
Left, Next School Unknown (Truant)		2				
Involuntary Transfer for Discipline to CA School					1	
Entered Institution / Military Program for Diploma	3	1				
Alternative Education or Independent Study Transfer (Non-discipline)				1		
<b>Total</b>	<b>67</b>	<b>33</b>	<b>35</b>	<b>23</b>	<b>54</b>	<b>63</b>

# Students Exiting Workman High School from 2017 - 2023



	2017-18	2018-19	2019-20	2020-21	2021-22	2022-23
<b>Other or Unknown</b>	1		1			
<b>Moved, Verified in US District or School (Outside CA)</b>	4	1	3	6	6	7
<b>Moved, Verified in other CA Public School</b>	49	45	32	8	49	42
<b>Moved, Verified in CA Private School</b>	1	1	1			1
<b>Moved to Foreign Country</b>	2	3	5		1	1
<b>Left, Verified in Adult Ed. Program</b>	2	1		2	5	2
<b>Left, Next School Unknown (Truant)</b>		1		2	2	
<b>Total</b>	59	52	42	18	63	53

# Student Transfers Within District

This is the number of students who are not attending their home school, La Puente High School or Workman High School and went elsewhere within HLPUSD.

	2017-18	2018-19	2019-20	2020-21	2021-22	2022-23	2023-24
La Puente	613	581	557	549	510	529	543
Workman	310	338	347	342	324	328	330
<b>Grand Total</b>	<b>923</b>	<b>919</b>	<b>904</b>	<b>891</b>	<b>834</b>	<b>857</b>	<b>873</b>



# QUESTIONS & NEXT STEPS

