



Local Control and Accountability Plan (LCAP) Monitoring

DELAC


October 6, 2023





Agenda

- **Recap of the 2023-2024 LCAP Development Process**
- **LCAP Implementation Progress of Contributing Actions**
- **NWEA Fall Data**
- **Shifts in the next 3-Year LCAP Cycle**
- **Timeline for Planning & Budgeting**





Timeline for LCAP Approval



June 6, 2023
SBCUSD Public
Hearing

June 20, 2023
SBCUSD Board
Adoption

June 21, 2023
Submission to
SBCSS*

July 28, 2023
SBCSS Approval
of the 2023-2024
LCAP

*San Bernardino County Superintendent of Schools (SBCSS)




Annual Update Educational Partner Engagement



Over 30 Educational Partner Meetings:

- Board of Education: 3
- Virtual: 3
- In-Person: 9
- Hybrid: 18



16 Groups Involved in the Development of the 2023-2024 LCAP including:

- Students
- Parents
- Teachers
- Principals
- Administrators
- Other School Personnel
- Local Bargaining Units
- Community Members



Goals

Goal 1: Academic Achievement



Student academic performance including English proficiency, will be at a “Standard Met” or greater level based on rigorous core content standards, resulting in a high school diploma.

Goal 2: School Climate / Campus Environment



In order to support student academic achievement and engagement, all students will be educated in welcoming learning environments that are clean, safe, well-maintained, drug-free, and conducive to learning.

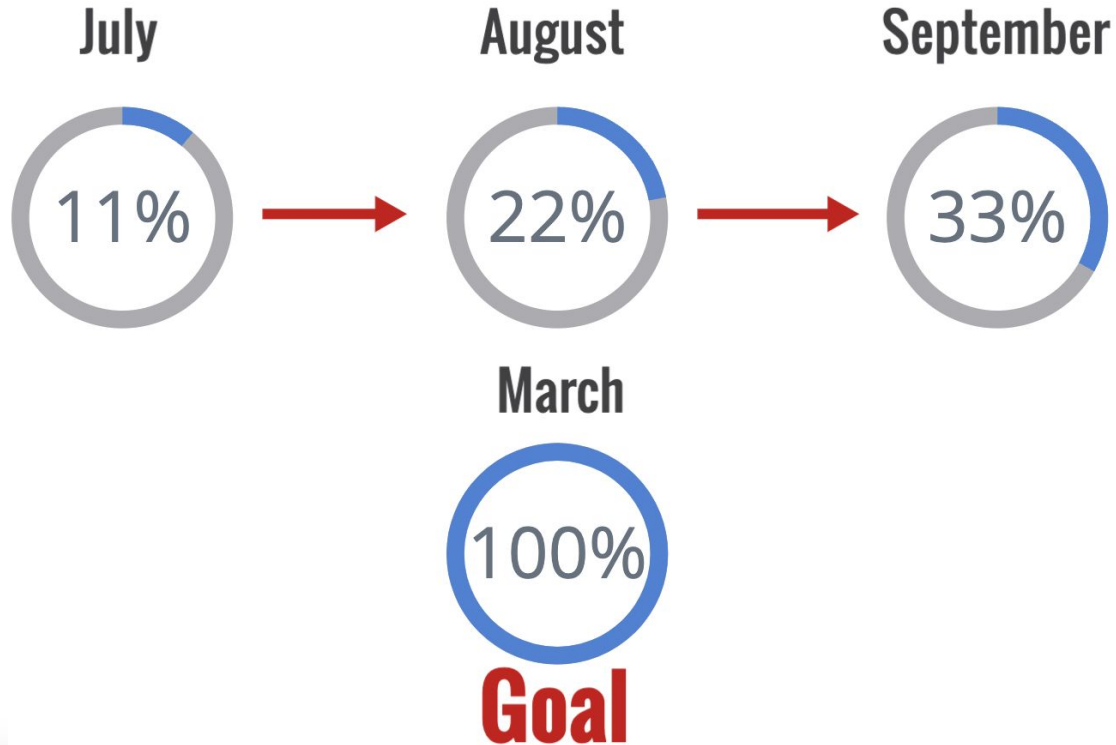
Goal 3: Student, Family, and Community Involvement and Support



SBCUSD will engage, educate, and involve students, families, caregivers, and the community as partners.



Budget Implementation Timeline





What are Contributing Actions?

Contributing Actions must meet two criteria:

- 1. The action is being implemented to address the unique need(s) of the LI, EL, and/or FY student group identified as being served by the action**
- 2. The action is designed to improve the outcomes of the LI, EL, and/or FY student group identified as being served by the action to a greater extent than other students**

All of the actions in the 2023-2024 LCAP are Contributing Actions

Low-Income= LI, English Learner= EL, and Foster You Students= FY



Implementation Progress


Goal.Action	Spent or Encumbered
1.1- Advanced Learner Programs	65%
1.2- International Baccalaureate (IB)	89%
1.3- Magnet Programs (100% personnel)	100%
1.4- College and Career Readiness	85%
1.5- Advancement Via Individual Determination (AVID)	55%
1.6- English Learner Student Achievement	90%
1.7- Foster Youth Support Services	79%
1.8- Transportation	103%
1.9- Multilingual Education (100% personnel)	100%
1.10- Smaller Class Sizes (100% personnel)	100%
1.11- Academic Competitions	20%
1.12- Professional Development	88%
1.13- Access and Opportunities	94%





Implementation Progress

Goal.Action	Spent or Encumbered
1.14- Technology	72%
1.15- Visual and Performing Arts	96%
1.16- Cal-SAFE	98%
1.17- Tutoring (100% personnel)	100%
1.18- Library Aides (100% personnel)	100%
1.19- Academic Direct Student Support	96%
1.20- Recruitment and Retention of Experienced Staff	95%
1.21- Educational Field Trips	13%
1.22- Supplemental Materials	47%
1.23- Science, Technology, Engineering, Arts and Math (STEAM)	61%



Goal 1 Highlights:

- AVID- Field Trips to Cal State and Cal-Poly; Professional Development with RIMS AVID; and AVID Kickoff
- 66 Academic Field Trips have been scheduled
- Teachers received \$500 to spend on consumable items
- 10 pilot STEAM schools were identified



Implementation Progress

Goal.Action	Spent or Encumbered
2.1- Health Aides (100% personnel)	100%
2.2- Counseling Support Staff and Materials	113%
2.3- Wellness Staff and Materials	52%
2.4- Mental Health Therapy Staff and Materials	99%
2.5- Climate and Culture Staff and Materials	101%
2.6- Additional Nurses (100% personnel)	100%
2.7- Counselors (100% personnel)	100%





Implementation Progress

Goal.Action	Spent or Encumbered
2.8- Cadet Corps	63%
2.9- Crossing Guards	100%
2.10- Youth Court	96%
2.11- Attendance Incentives and Support	6%
2.12- Attendance Staff (100% personnel)	100%
2.13- Bringing Hope to Saturdays	84%
2.14- Student Leadership Advisory Council	28%
2.15- Elementary Vice Principals (100% personnel)	100%



Goal 2 Highlights:

- Hazel Health is available to all students
- Budgeted to add 30 additional crossing guards
- 33 sites are participating in Bringing Hope to Saturdays
- Eye Exams and Glasses will be provided for up to 300 students



Implementation Progress

Goal.Action	Spent or Encumbered
3.1- Family Engagement	94%
3.2- Interpretation and Translation Services	70%
3.3- Targeted Enrollment Support	15%

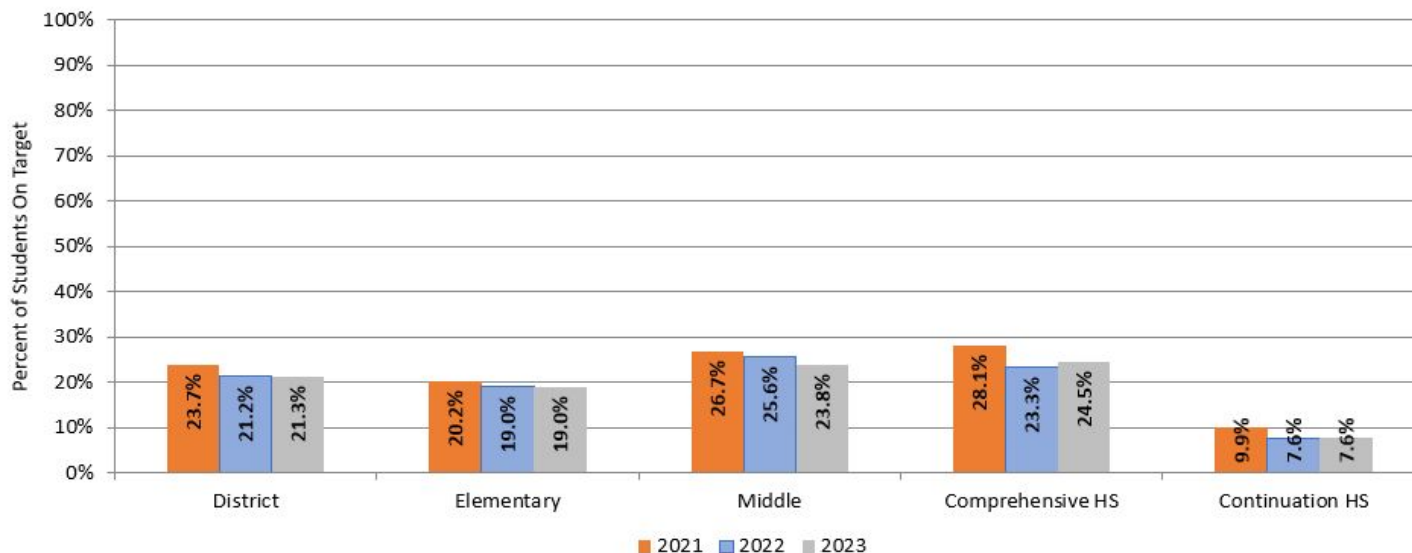


Goal 3 Highlights:

- 37 Parent Volunteer Workers have been hired
- Community Health & Education Workers (CHEWS): support up to 150 students with attendance needs; connect a minimum of 1,000 families with resources; provide at least 8 presentations; and support up to 150 families to address social determinant of health
- 4,000 families attended the Back to School Extravaganza in July 2023
- 3 vendors are providing additional translation and interpretation services
- 200 backpacks purchased



NWEA Fall 2023 Data- ELA Percent On Target by School Level



N Tested 2023 =

39838

20294

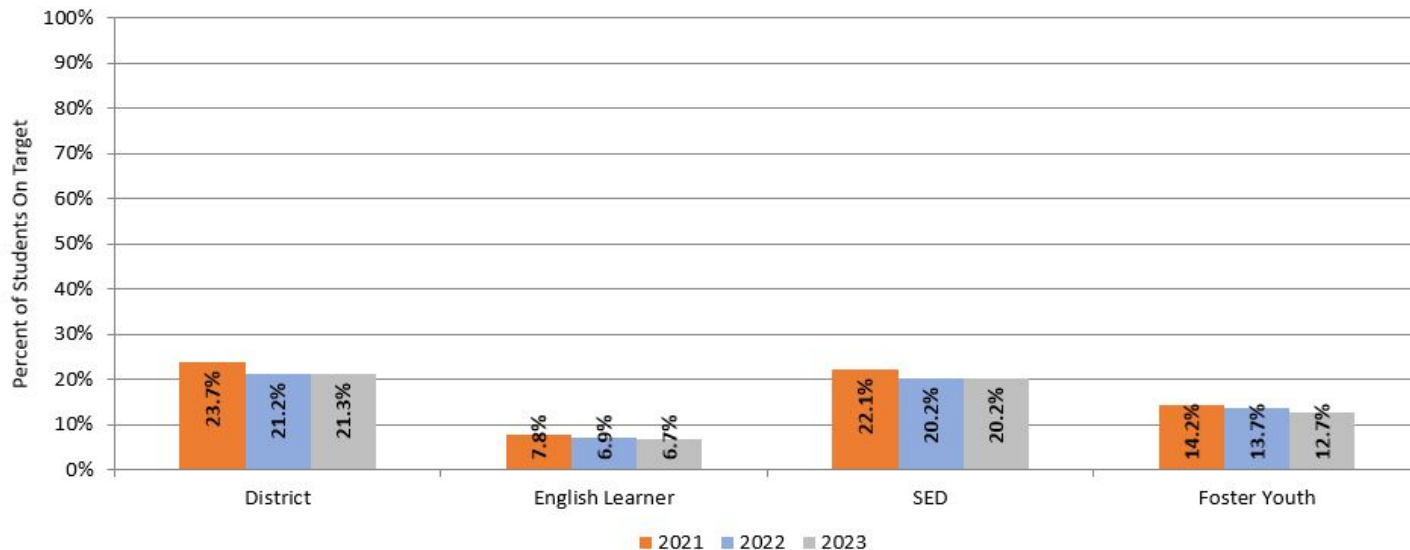
7946

10526

662



NWEA Fall 2023 Data- ELA Percent On Target by Program



N Tested 2023 =

39838

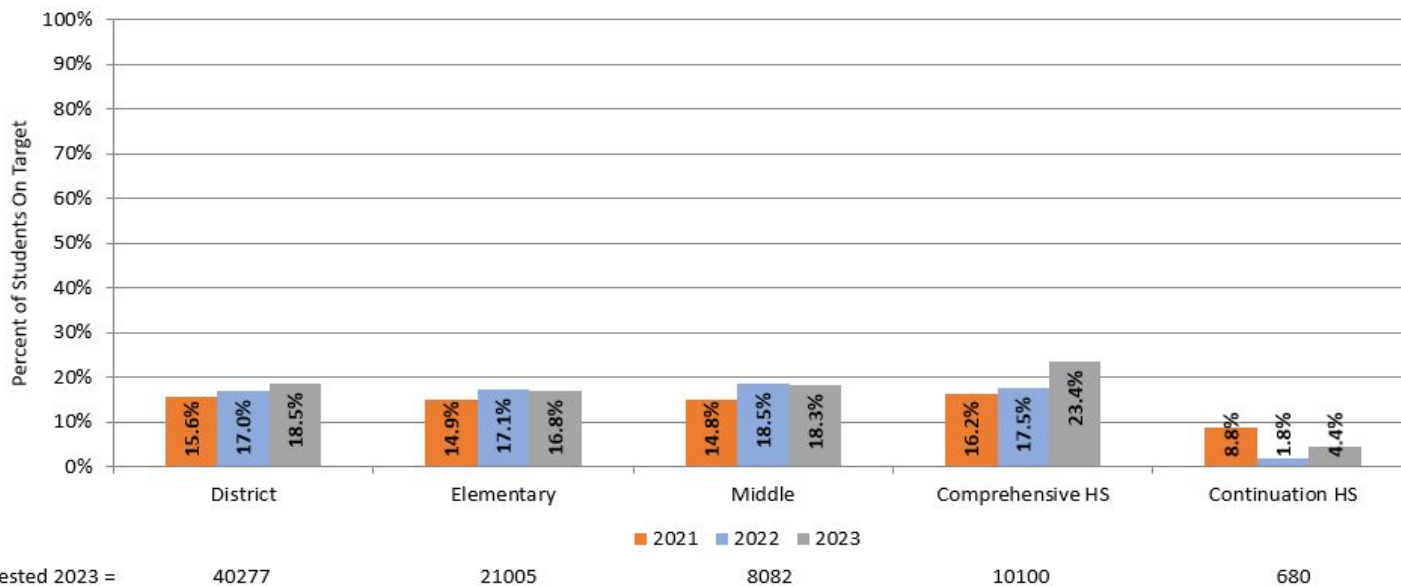
8196

33290

591

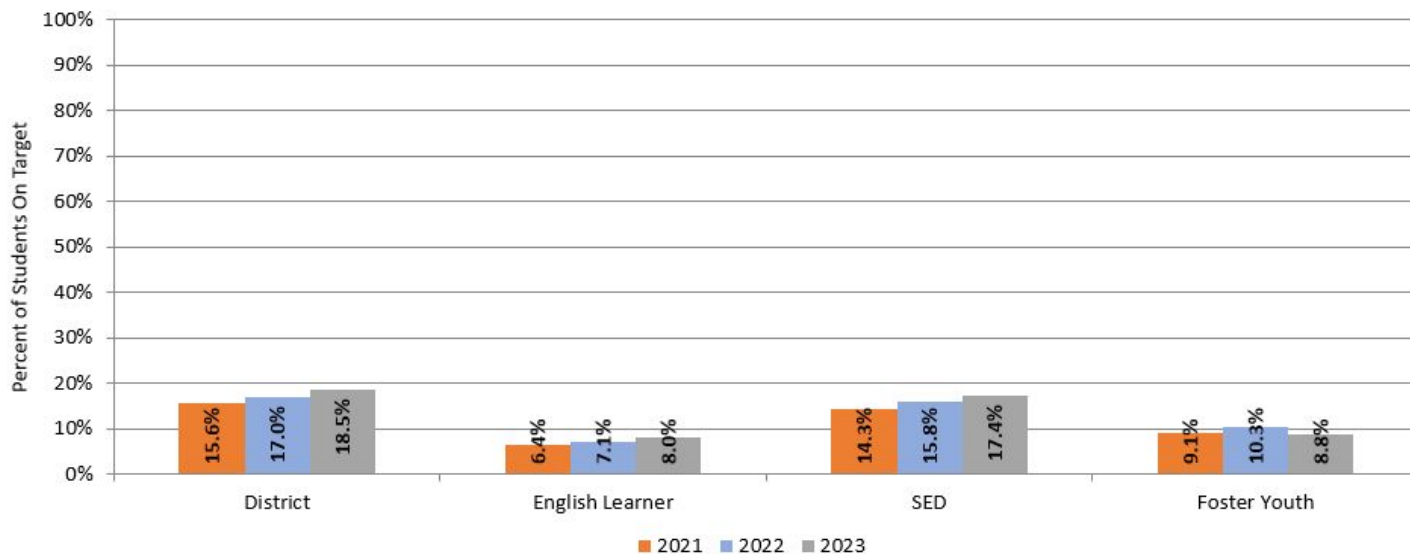


NWEA Fall 2023 Data- Math Percent On Target by School Level





NWEA Fall 2023 Data- Math Percent On Target by Program



N Tested 2023 =

40277

8298

33537

603



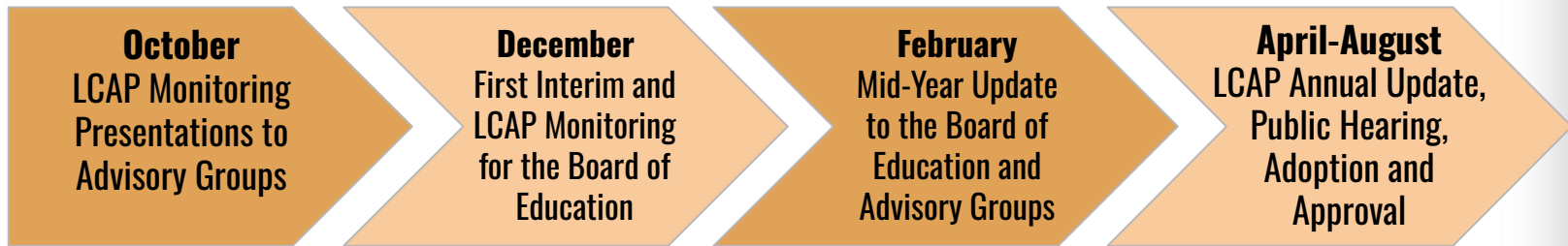
Shifts in the new 3-Year LCAP Cycle

01	Funding in the LCAP <i>Supplemental and Concentration</i>	<ul style="list-style-type: none">• General Fund• Supplemental and Concentration Funds to support LI, EL, LTEL, and FY Students (Contributing Funds)• Title I, II, III, IV, VI Funds• One-Time and Categorical Funds
02	Student Groups in the LCAP <i>Low-Income, English Learners, and Foster Youth</i>	<ul style="list-style-type: none">• Contributing Actions for LI, EL, LTEL, and FY Students• Non-Contributing Actions for racial and ethnic student groups
03	Programs in the LCAP <i>Supplemental and Concentration</i>	<ul style="list-style-type: none">• Contributing Actions• Differentiated Assistance, Comprehensive School Improvement (CSI), Equity Multiplier
04	LCAP Template	<ul style="list-style-type: none">• Tentative Removal of sections to reduce redundancy• Tentative Inclusion of an Annual Update Section• Inclusion of Equity Multiplier Focus Goals• Actions to address needs where performance is at the lowest level on the CA Dashboard:<ul style="list-style-type: none">○ District-wide and at Individual Schools, as applicable○ Student Groups at the District-level and School-level, as applicable

Low-Income= LI, English Learner= EL, Long Term English Learners= LTEL, and Foster Youth Students= FY



Timeline for Planning & Budgeting





Thank You!

Categorical Programs

Kimbre Sargent, Director

kimbresargent@sbcusd.k12.ca.us

909-473-2064