

GRADES K-5 MATH-AT- HOME PLAN

WAKULLA COUNTY SCHOOLS

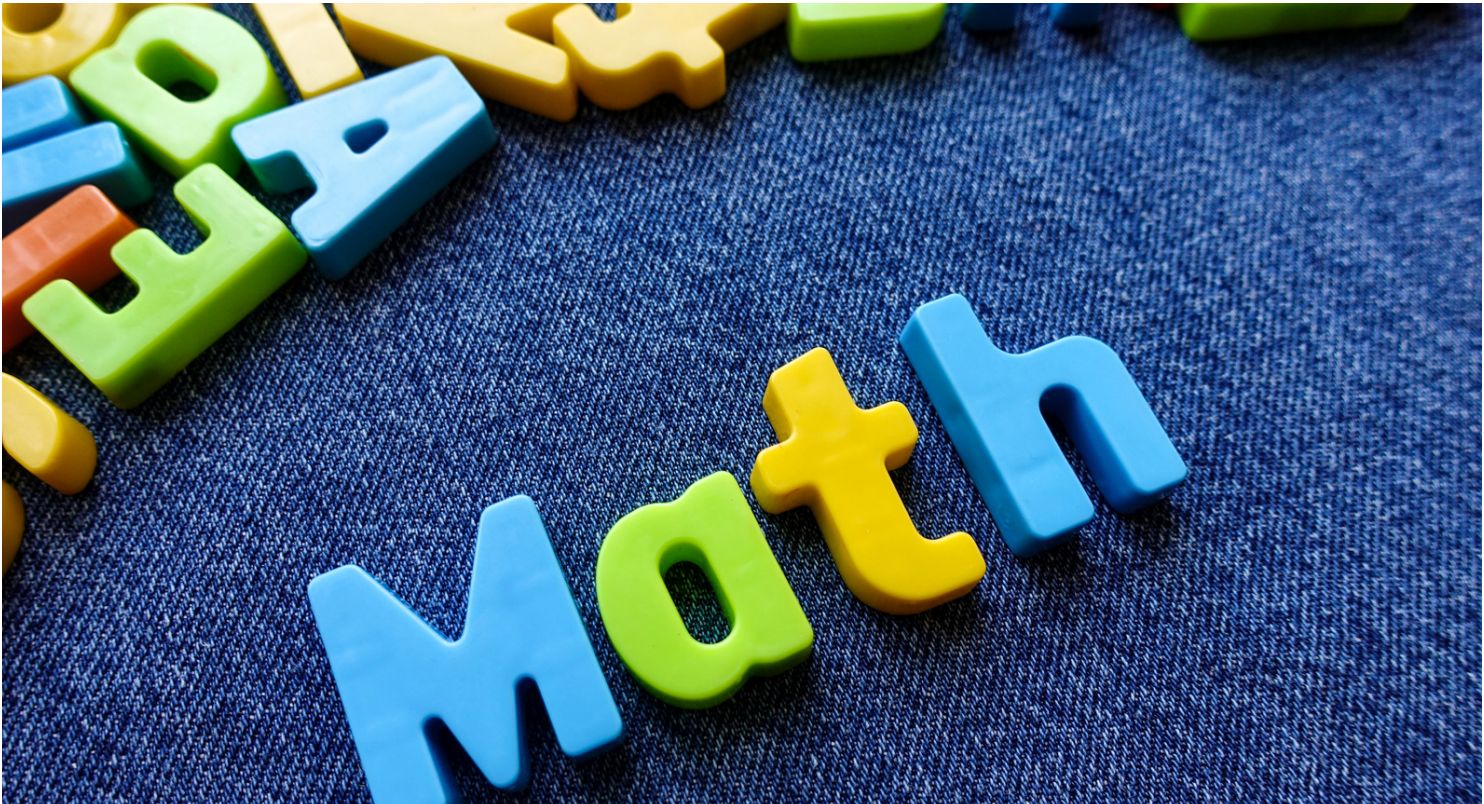
2023 / 2024

Table of Contents



The Math-At-Home Plan is accessible through the Wakulla County School District website.

Foreward	1
Philosophy	2
Kindergarten	3
Grade One	13
Grade Two	21
Grade Three	29
Grade Four	38
Grade Five	47
District Equity Policy	56



Forward

Florida Law requires school districts to identify and provide immediate, tailored instruction to students in grades K-4 who exhibit a substantial deficiency in math or characteristics of dyscalculia. As such, parents are also provided with a “math-at-home plan,” which outlines strategies and resources that parents can use to help their children improve in mathematics.

Instructional Services Supervisors

<u>Priscilla Colvin</u>	Executive Director of Academics
<u>Holly Harden</u>	Coordinator of Curriculum
Nicholas Weaver	Director of Student Services & Discipline

Elementary Administrators

Alena Crawford	Crawfordville Elementary School
Stanley Ward	Medart Elementary School
Catherine Cutchen	Riversink Elementary School
Tim Wheeler	Shadeville Elementary School



Empowering
students,
families, and
communities
to support
student
learning and
growth
through
RIGOR,
RESILIENCY,
and
RELEVANCE.

Philosophy

Wakulla County's goal is that your child leave elementary school proficient and confident in his/her ability to think and reason mathematically, to communicate and represent his/her mathematical thinking, and to productively solve problems.

Mathematics knowledge and skills contribute to a child's success - both at school and in everyday life. Understanding mathematics also builds confidence and opens doors to a range of jobs and careers.

In our everyday lives, understanding mathematics enables us to:

- solve problems and make sound decisions;
- explain how we solved a problem and why we made a particular decision;
- use technology to help solve problems;
- understand patterns and trends in the world around us in order to make predictions;
- manage time and money, and handle everyday situations that involve numbers.



Your home is a great place to begin to explore and “talk” mathematics with your child. Incorporating math activities and language into familiar daily routines will show your child how math works in every day life. Play board games, solve puzzles, and ponder brain teasers with your child. Your child will enjoy these kinds of activities while enhancing his/her mathematical thinking. Point out the mathematics involved, and have your child discuss the strategies he/she used. *For more tips on helping your child success in mathematics, visit the National Council of Teachers of Mathematics at <https://www.nctm.or/crcc/>.*

Grade 4



FLORIDA STANDARDS

COLLEGE & CAREER READY

PARENT GUIDE FOR GRADE 4 MATHEMATICS

Preparing Florida's Children for a Successful Future



All Florida students deserve to graduate high school with the knowledge and skills they need to succeed in college, careers and life. Over the last several years, Florida has made strong academic gains. But, we know today's workforce requires our graduates to have stronger critical thinking, problem solving and communications skills than ever before. Higher standards that challenge and motivate our students are essential.

To address this need, education leaders across the state of Florida improved our academic content standards, creating new expectations for what students need to know and be able to do. The Florida Standards are designed to ensure that **ALL** students reach their greatest potential—whatever their path may be.

Preparing your child for success begins in kindergarten and continues as your child moves up through each grade. This guide will support parents and families with children in **fourth grade** by helping you:

- **Learn** about the Florida Standards and why they matter for your child.
- **Talk** with your child's teachers about what he/she will be learning in the classroom.
- **Support** your child's learning in practical ways at home.

LEARN ABOUT THE STANDARDS

Florida students will continue to practice many of the same things you learned in fourth grade—along with some important additional skills. **Fourth grade** students are learning these types of lessons:

- Determining whether an equation is true or false by using comparative relational thinking. For example, without adding 60 and 24, determine whether the equation $60 + 24 = 57 + 27$ is true or false.
- Fluently adding and subtracting multi-digit whole numbers using the standard algorithm.
- Applying and extending previous understanding of multiplication to multiply a fraction by a whole number.
- Using decimal notation for fractions with denominators of 10 or 100. For example, rewrite 0.62 as $62/100$; describe a length as 0.62 meters; locate 0.62 on a number line diagram.
- Applying the area and perimeter formulas for rectangles in real world and mathematical problems. For example, find the width of a rectangular room, given the area of the flooring and the length, by viewing the area formula as a multiplication equation with an unknown factor.



Every child develops at his/her own pace. The activities in this guide are recommended age-specific guidelines for growing young minds.



Download the complete Mathematics Florida Standards for Grade 4 at www.flstandards.org

#FLStandards
Join the conversation



Developed by the Florida Department of Education

TALK WITH YOUR CHILD'S TEACHER



When you talk to your child's teacher, don't worry about covering everything. Instead, keep the conversation focused on the most important topics for your child. In fourth grade, you may ask your child's teacher questions such as:

- How will my child be expected to show his/her work?
- What are some areas where my child is excelling? Where does my child need extra help?

If you are concerned that your child is struggling with math, don't postpone talking with his/her teacher. Open the conversation by asking if the teacher has observed any signs of confusion or frustration. Ask if your child has mastered addition, subtraction, multiplication and division of whole numbers.

Help your child engage in "productive struggle," or, in other words, keep going if a math task seems to take too long or be too hard. Encourage honest effort, praise him/her for persevering and share in the satisfaction of eventual success.

SUPPORT LEARNING AT HOME

You can encourage learning mathematics at home in ways that are fun for you and your child. Try these ideas after school, on weekends and during the summer:



Ask your child to "teach" you what he/she has been learning in math.



Have your child write down the time he/she begins and finishes a chore or an activity. Then ask them to calculate how much time it took to complete the chore or activity.



Search newspapers and magazines or the internet for charts, tables, graphs and especially "infographics" that contain numerical information. Discuss specific information with your child. Pose questions that require your child to interpret the information and respond by performing addition, subtraction, multiplication and division calculations.



If you download apps for your child to play, be careful to choose only those with actual educational value, such as Common Sense Media (www.commonsensemedia.org).



Add a protractor to your child's study tools. Spend some with your child experimenting with drawings and measuring using the protractor.

Talk to your child's teacher or principal to learn more great ideas to support learning at home.

Download the complete Mathematics Florida Standards and other resources for parents at www.flstandards.org

Questions? Contact JustforParents@fldoe.org

FLORIDA STANDARDS
COLLEGE & CAREER READY

Florida PTA
everychild.onevoice.[®]
www.floridapta.org



Grade 4 Mathematics Resources Toolkit



The Grade 4 Mathematics Resource Toolkit is intended to provide recommended guidance to parents in assisting their child with the Florida Benchmarks for Excellent Student Thinking (B.E.S.T.) Standards. This resource toolkit includes Grade 4 standards information and resources related to the Grade 4 curriculum to aid in preparing your child for the Mathematics Florida Assessment of Student Thinking (FAST) Assessment.

Grade 4 Mathematics Resources

This section features links to resources and tools to allow you to assist your child at home.

Student and Parent Resources

- [Grade 4 FLDOE Instructional Resource Math Toolkit Videos](#)
- [Grade 4 Mathematics Florida Students Resources](#)

Grade 4 Mathematics Course Description

Course descriptions provide an overview of the required standards for the course. The Grade 4 mathematics course description includes resources for all 54 standards within the Grade 4 mathematics course.

Florida Department of Education: Students & Families Resources

General information and resources about the Florida Assessment of Student Thinking (FAST) can be found here for students and parents.



FAMILY LETTERS

4

Family Letters keep the home-school connection strong by involving parents in their student's learning. Parents can easily stay up-to-date on their child's education, giving them the ability to understand concepts in a whole new way and better assist their child with practice and review for assessments.

**Click BELOW
to Access All
Grade 4
Family Letters**

Chapter 1 Place Value Concepts (continued)

Chapter 1 Place Value Concepts	Learning Target	Success Criteria
1.1 Understand Place Value	Understand place value.	<ul style="list-style-type: none"> I can place the value of a digit in a number. I can use place value to compare numbers. I can order numbers in a number line. I can describe how place value positions are related. I can identify the first six place value names.
1.2 Place Value Patterns	Identify the value of	
1.3 Read and Write Multi-Digit Numbers		
1.4 Compare Multi-Digit Numbers Using Place Value		
1.5 Compare Multi-Digit Numbers Using a Number Line		
1.6 Round Numbers		

Name _____

Chapter 1 Place Value Concepts

Dear Family,

In this chapter, your student is learning place value concepts. The lessons address how to identify the values of the digits in multi-digit numbers, read and write multi-digit numbers in different forms, and use place value and a number line to compare multi-digit numbers. The vocabulary words associated with this unit are period, thousands period, and place value chart.

Your student can practice place value concepts by playing a card game with digits 0-9 on two sets of index cards, with one digit on each card.

- Have your student select four index cards and arrange four-digit number. Then, have your student identify each place value. Ask, "Which is the hundreds digit?" Repeat using the cards to create five- and six-digit numbers.
- Give your student one set of the number cards and let yourself. Each of you selects a card to create a four-digit number. Then, have your student identify each place value and writing it in word form, and expanded form. Repeat with five- and six-digit numbers.
- Select cards to create a four-digit number and let the student. Take turns identifying the greater and the lesser. Repeat with five- and six-digit numbers to the nearest ten, hundred, thousand, hundred thousand.
- State a rounded number, such as 500,000. Have your student create two numbers that round to the example, say, "What is one number that rounds to 500,000?" Repeat using various place values.

By the end of this chapter, your student should be able to identify the values of the digits in multi-digit numbers, read and write multi-digit numbers in different forms, and use place value and a number line to compare multi-digit numbers.

Have a great time practicing place value!

Copyright © Big Ideas Learning, LLC
All rights reserved.

106 Florida Grade 4
Resources by Chapter

Chapter 3 Multiply by Two-Digit Numbers (continued)

Chapter 3 Multiply by Two-Digit Numbers	Learning Target	Success Criteria
3.1 Multiply by Two	Understand and apply the	<ul style="list-style-type: none"> I can estimate a product of two numbers. I can use an area model to multiply. I can use partial products to multiply. I can use regrouping to multiply.
3.2 Estimate Products		
3.3 Use Area Models to Multiply Two-Digit Numbers		
3.4 Use the Distributive Property to Multiply Two-Digit Numbers		
3.5 Use Partial Products to Multiply Two-Digit Numbers		
3.6 Multiply Two-Digit Numbers		
3.7 Multiply Three-Digit Numbers by Two-Digit Numbers		
3.8 Practice Multiplication Strategies		
3.9 Problem Solving: Multiplication with Two-Digit Numbers		

Name _____

Chapter 3 Multiply by Two-Digit Numbers

Dear Family,

In this chapter, your student is learning to multiply by two-digit numbers. Your student will learn multiplication strategies for estimating, using area models, using the Distributive Property, and using partial products. The vocabulary words for this chapter are compatible numbers, compatible numbers are multiplied.

You can practice multiplication of a warehouse club store where people buy large quantities of items. For example, 3 large boxes contain 30 smaller boxes, and each smaller box contains 12 packages of fruit snacks. Here are some questions to ask your student:

- What expression would you use to find the total number of fruit snacks in 3 large boxes?
- What are some additional examples of items that are packaged and sold this way?

Another way to help your student practice multiplication is to go online and find the ticket prices for a nearby attraction, such as a movie theater, museum, or theme park. The tickets should have at least two different prices—for example, adults and children. Then use the information to complete the following exercises:

- Create a group of at least 10 individuals attending the event.
- Write an expression to find the cost of tickets for the group. Find the cost.
- Suppose the price for one type of ticket goes up. Explain how your expression should change and how the total cost changes.

By the end of this chapter, your student should feel confident with the learning targets and success criteria on the next page. Encourage your student to think of other reasons to multiply numbers, such as finding the number of seats in an auditorium.

Have a great time practicing multiplication!

Copyright © Big Ideas Learning, LLC
All rights reserved.

Florida Grade 4
Resources by Chapter 106


Family Letters



Using Big Ideas Learning Homework & Practice QR Codes in Grade 4


Each Homework and Practice page has a QR Code® to link students and parents to at-home videos for each lesson. This provides access to the videos that align to the lessons, including click-through example videos.

Videos are available for **Build Understanding** and **Model Real Life** with **Extra Example Videos** sections of each lesson.



STEP 1:

To access videos, scan the QR Code at the bottom of your child's Student Edition book.



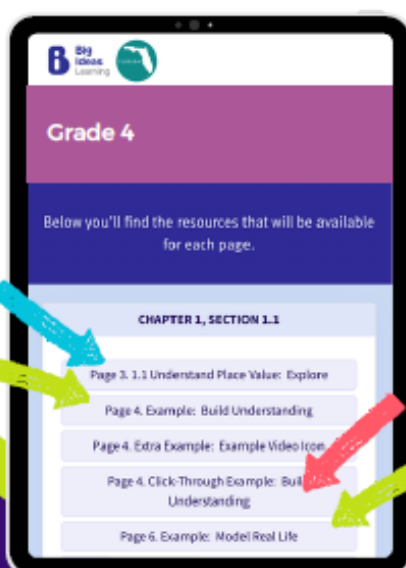
STEP 2:

Open your cell phone camera or a QR Code scanner app. Scan QR Code at the bottom of the page.



STEP 3:

Select **Build Understanding** or **Model Real Life** to access the videos that provide the examples from your child's class instruction. Use the **Extra Example Videos** should you need additional support or further math skills clarification.



4 SKILLS REVIEW HANDBOOK

Skills Review activities provide practice for grade level appropriate skills. This ensures students are solid on basic concept understanding. An Answer Key is provided for each activity below in addition to links to interactive games.

NOTE: Only grade-level specific topics are listed below

Topic 1: Whole Numbers

- ▶ 1.3 Writing Number Form of Multi-Digit Numbers

[Activity](#) [Answers](#)

- ▶ 1.5 Comparing Multi-Digit Whole Numbers

[Activity](#) [Answers](#)

- ▶ 1.6 Rounding Multi-Digit Whole Numbers

[Activity](#) [Answers](#)

Topic 3: Multiplication and Division of Whole Numbers

- ▶ 3.7 Multiplying Multi-Digit Numbers

[Activity](#) [Answers](#)

- ▶ 3.8 Dividing Multi-Digit Numbers

[Activity](#) [Answers](#)

- ▶ 3.9 Interpreting Remainders

[Activity](#) [Answers](#)

Topic 4: Factors and Multiples

- ▶ 4.1 Factors of Whole Numbers

[Activity](#) [Answers](#)

- ▶ 4.2 Divisibility Tests

[Activity](#) [Answers](#)

- ▶ 4.4 Multiples of Whole Numbers

[Activity](#) [Answers](#)

Topic 9: Fractions

- ▶ 9.3 Simplifying Fractions

[Activity](#) [Answers](#)

- ▶ 9.4 Comparing and Ordering Fractions

[Activity](#) [Answers](#)

Topic 10: Operations with Fractions

- ▶ 10.1 Estimating Fraction Sums and Differences

[Activity](#) [Answers](#)

- ▶ 10.2 Adding and Subtracting Fractions with Like Denominators

[Activity](#) [Answers](#)

- ▶ 10.4 Multiplying Whole Numbers and Fractions

[Activity](#) [Answers](#)



**MORE TOPICS
ON NEXT PAGE**



4 SKILLS REVIEW HANDBOOK, cont'd

Skills Review activities provide practice for grade level appropriate skills. This ensures students are solid on basic concept understanding. An Answer Key is provided for each activity below in addition to links to interactive games.

NOTE: Only grade-level specific topics are listed below

Topic 11: Mixed Numbers

- ▶ 11.1 Mixed Numbers and Improper Fractions
[Activity](#) [Answers](#)
- ▶ 11.2 Adding and Subtracting Mixed Numbers
[Activity](#) [Answers](#)

Topic 12: Decimals

- ▶ 12.2 Comparing and Ordering Decimals
[Activity](#) [Answers](#)

Topic 20: Measurement

- ▶ 20.7 Converting Metric Units
[Activity](#) [Answers](#)
- ▶ 20.8 Converting Customary Units
[Activity](#) [Answers](#)

Topic 21: Time and Money

- ▶ 21.4 Measuring Elapsed Time
[Activity](#) [Answers](#)

Topic 22: Data Analysis

- ▶ 22.5 Mean, Median, and Mode
[Activity](#) [Answers](#)

Topic 25: Angles and Lines

- ▶ 25.2 Identifying Angles
[Activity](#) [Answers](#)
- ▶ 25.3 Using a Protractor
[Activity](#) [Answers](#)



GAMES

Topic 1:
Place Value Plug In
[Click to Play](#)

Topic 3:
Multiplication Boss
[Click to Play](#)

Topic 3:
Division Dots
[Click to Play](#)

Topic 9:
Fraction Boss
[Click to Play](#)

Topic 10: Fractions
Three in a Row
[Click to Play](#)

[Click Here to Access Active Links](#)



4

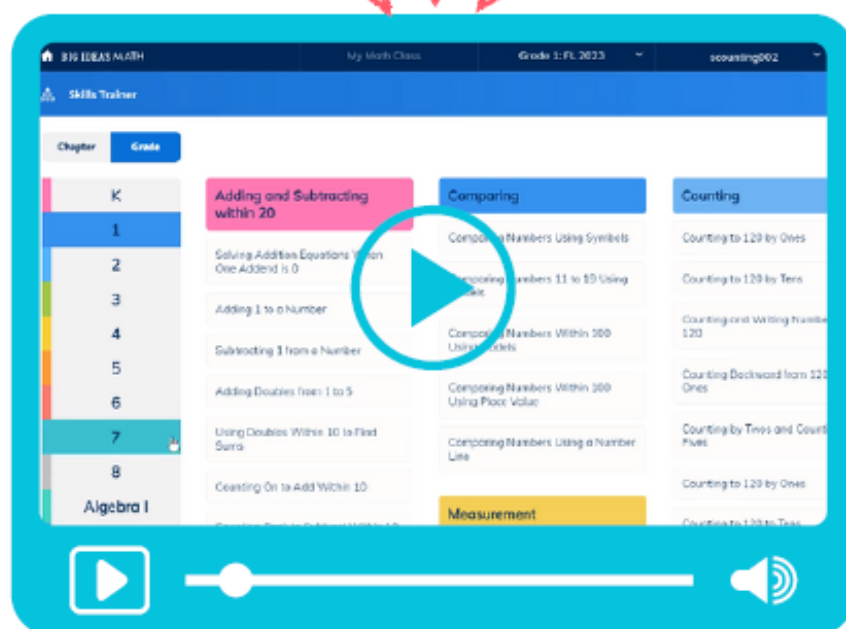
SKILLS TRAINER

Skills Trainer is a built-in program that provides ample opportunities for students to practice and achieve fluency in skills from prior grades.

Ready for the bonus? Skills Trainer does not have to be assigned by a teacher because students have full access to every skill along with unlimited practice opportunities.

Learn how to access Skills Trainer from the Student Account.

Scan QR Code Below to Access Video



SCAN ME