

# GRADES K-5 MATH-AT- HOME PLAN

WAKULLA COUNTY SCHOOLS

2023 / 2024

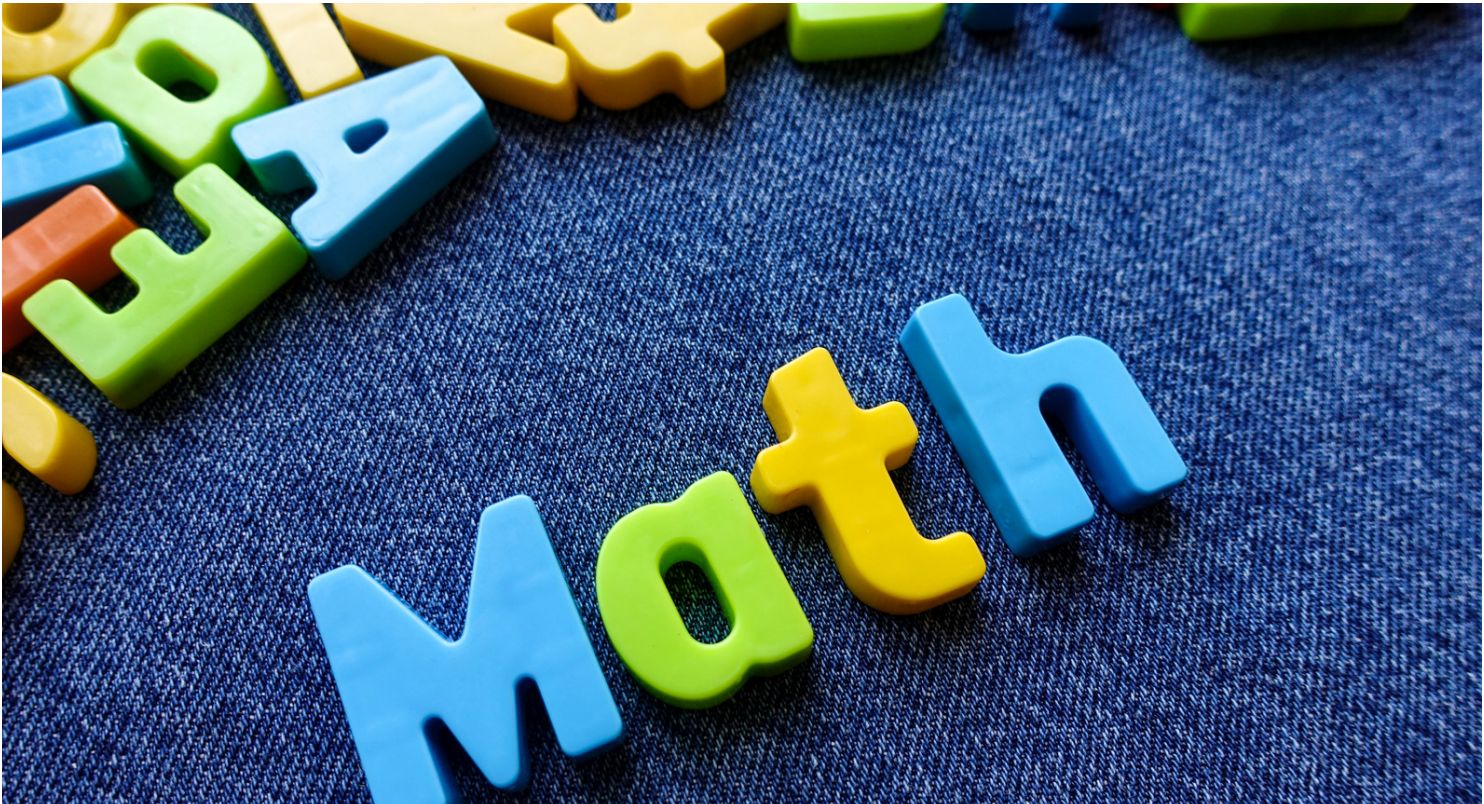


# Table of Contents



The Math-At-Home Plan is accessible through the Wakulla County School District website.

Foreward	1
Philosophy	2
Kindergarten	3
Grade One	13
Grade Two	21
Grade Three	29
Grade Four	38
Grade Five	47
District Equity Policy	56



# Forward

Florida Law requires school districts to identify and provide immediate, tailored instruction to students in grades K-4 who exhibit a substantial deficiency in math or characteristics of dyscalculia. As such, parents are also provided with a “math-at-home plan,” which outlines strategies and resources that parents can use to help their children improve in mathematics.

## Instructional Services Supervisors

<u>Priscilla Colvin</u>	Executive Director of Academics
<u>Holly Harden</u>	Coordinator of Curriculum
Nicholas Weaver	Director of Student Services & Discipline

## Elementary Administrators

Alena Crawford	Crawfordville Elementary School
Stanley Ward	Medart Elementary School
Catherine Cutchen	Riversink Elementary School
Tim Wheeler	Shadeville Elementary School



Empowering  
students,  
families, and  
communities  
to support  
student  
learning and  
growth  
through  
**RIGOR,**  
**RESILIENCY,**  
and  
**RELEVANCE.**

# Philosophy

Wakulla County's goal is that your child leave elementary school proficient and confident in his/her ability to think and reason mathematically, to communicate and represent his/her mathematical thinking, and to productively solve problems.

Mathematics knowledge and skills contribute to a child's success - both at school and in everyday life. Understanding mathematics also builds confidence and opens doors to a range of jobs and careers.

In our everyday lives, understanding mathematics enables us to:

- solve problems and make sound decisions;
- explain how we solved a problem and why we made a particular decision;
- use technology to help solve problems;
- understand patterns and trends in the world around us in order to make predictions;
- manage time and money, and handle everyday situations that involve numbers.



Your home is a great place to begin to explore and “talk” mathematics with your child. Incorporating math activities and language into familiar daily routines will show your child how math works in every day life. Play board games, solve puzzles, and ponder brain teasers with your child. Your child will enjoy these kinds of activities while enhancing his/her mathematical thinking. Point out the mathematics involved, and have your child discuss the strategies he/she used. *For more tips on helping your child success in mathematics, visit the National Council of Teachers of Mathematics at <https://www.nctm.org/crcc/>.*



# Grade 3



# FLORIDA STANDARDS

## COLLEGE & CAREER READY

### PARENT GUIDE FOR GRADE 3 MATHEMATICS

#### Preparing Florida's Children for a Successful Future



All Florida students deserve to graduate high school with the knowledge and skills they need to succeed in college, careers and life. Over the last several years, Florida has made strong academic gains. But, we know today's workforce requires our graduates to have stronger critical thinking, problem solving and communications skills than ever before. Higher standards that challenge and motivate our students are essential.

To address this need, education leaders across the state of Florida improved our academic content standards, creating new expectations for what students need to know and be able to do. The Florida Standards are designed to ensure that **ALL** students reach their greatest potential—whatever their path may be.


Preparing your child for success begins in kindergarten and continues as your child moves up through each grade. This guide will support parents and families with children in **third grade** by helping you:

- **Learn** about the Florida Standards and why they matter for your child.
- **Talk** with your child's teachers about what he/she will be learning in the classroom.
- **Support** your child's learning in practical ways at home.

#### LEARN ABOUT THE STANDARDS

Florida students will continue to practice many of the same things you learned in third grade—along with some important additional skills. **Third grade** students are learning these types of lessons:

- Interpreting product of whole numbers, e.g., interpret  $5 \times 7$  as the total number of objects in five groups of seven objects each. Describe a context in which a total number of objects can be expressed as  $5 \times 7$ .
- Using multiplication and division within 100 to solve word problems in situations involving equal groups, arrays and measurement quantities, e.g., by using drawings and equations with a symbol for the unknown number to represent the problem.
- Understanding division as an unknown-factor problem. For example, find  $32 \div 8$  by finding the number that makes 32 when multiplied by eight.
- Solving two-step word problems using the four operations. Represent these problems using equations with a letter standing for the unknown quantity. Assess the reasonableness of answers using mental computation and estimation strategies including rounding.



Every child develops at his/her own pace. The activities in this guide are recommended age-specific guidelines for growing young minds.



Download the complete Mathematics Florida Standards for Grade 3 at [www.flstandards.org](http://www.flstandards.org)

#FLStandards  
Join the conversation



Developed by the Florida Department of Education



## TALK WITH YOUR CHILD'S TEACHER



When you talk to your child's teacher, don't worry about covering everything. Instead, keep the conversation focused on the most important topics for your child. In third grade, you may ask your child's teacher questions such as:

- How will my child be expected to show his/her work?
- What are some areas where my child is excelling? Where does my child need extra help?

## SUPPORT LEARNING AT HOME

You can encourage learning mathematics at home in ways that are fun for you and your child. Try these ideas after school, on weekends and during the summer:



Help your child learn about fractions by cooking and using measuring cups and spoons.

Help your child memorize both one-digit multiplication and division facts up to 100.



Talk through multi-step, real-life problems, such as, "If you ride your bike around the block five times, Monday through Friday, for an entire month, how many total trips around the block will you have made?"



If pizza is a favorite family food, ask your child to figure out how to divide the pizza so that each member of the family has an equal amount.



Involve your child in crafting and building projects. Ask him or her to help measure, assist in figuring out how much of a particular item is needed (paint, wood, fabric, etc.) and estimate the cost of individual materials as well as total project.



Use trips to the grocery store to help your child practice estimation and measurement skills. Show your child the scale in the produce department, and explain the markings that indicate pounds and ounces. Ask your child to guess the weight of the produce you are buying and then to weigh it for you.



Practice estimation when shopping with your child and say, "We have only \$10 (or \$20, or whatever the amount is) to spend, and your job is to estimate when we are close to that limit as we do our shopping."



Add graph paper to your child's study tools and have your child fill in rectangles with the same area but different perimeters.

Talk to your child's teacher or principal to learn more great ideas to support learning at home.

**Download the complete Mathematics Florida Standards and other resources for parents at [www.flstandards.org](http://www.flstandards.org)**

Questions? Contact [JustforParents@fldoe.org](mailto:JustforParents@fldoe.org)

**FLORIDA STANDARDS**  
COLLEGE & CAREER READY

**Florida PTA**  
everychild.onevoice.<sup>®</sup>  
[www.floridapta.org](http://www.floridapta.org)



# Grade 3 Mathematics Resources Toolkit



The Grade 3 Mathematics Resource Toolkit is intended to provide recommended guidance to parents in assisting their child with the Florida Benchmarks for Excellent Student Thinking (B.E.S.T.) Standards. This resource toolkit includes Grade 3 standards information and resources related to the Grade 3 curriculum to aid in preparing your child for the Mathematics Florida Assessment of Student Thinking (FAST) Assessment.

## Grade 3 Mathematics Resources

This section features links to resources and tools to allow you to assist your child at home.

### Student and Parent Resources

- [Grade 3 FLDOE Instructional Resource Math Toolkit Videos](#)
- [Grade 3 Mathematics Florida Students Resources](#)

### [Grade 3 Mathematics Course Description](#)

Course descriptions provide an overview of the required standards for the course. The Grade 3 mathematics course description includes resources for all 42 standards within the Grade 3 mathematics course.

### [Florida Department of Education: Students & Families Resources](#)

General information and resources about the Florida Assessment of Student Thinking (FAST) can be found here for students and parents.





# FAMILY LETTERS

# 3

Family Letters keep the home-school connection strong by involving parents in their student's learning. Parents can easily stay up-to-date on their child's education, giving them the ability to understand concepts in a whole new way and better assist their child with practice and review for assessments.

**Click BELOW  
to Access All  
Grade 3  
Family Letters**

## Chapter 1 Understand Multiplication and Division

Learning Target	Success Criteria
Understand multiplication and division	<ul style="list-style-type: none"> <li>I can use equal groups to multiply.</li> <li>I can use equal groups to divide.</li> <li>I can explain multiplication and division equations.</li> <li>I can compare multiplication to division.</li> </ul>
1.1 Use Equal Groups to Multiply	
1.2 Use Number Lines to Multiply	
1.3 Use Arrays to Multiply	
1.4 Multiply in Any Order	
1.5 Divide into Equal Groups	
1.6 Divide Number of Equal Groups	
1.7 Use Number Lines to Divide	

## Chapter 1 Understand Multiplication

Dear Family,

In this chapter, your student is learning about multiplying. Some vocabulary words associated with this chapter are multiplication, division, array, product, and quotient. You can model multiplication and division in your kitchen. Have your student help in preparing a meal for a group of people.

- To model multiplication, show a set of 12 apples and a recipe. Ask your student, "How many times does 4 go into 12?"
- Model other scenarios for place setting: "If you have 12 plates, how many sets of 4 plates can you make?"
- To model division, show your student 12 apples. Ask your student, "How many times does 4 go into 12?"
- Use numerical objects such as grapes to model division. Ask your student, "If you have 12 grapes and you want to share them equally among 4 people, how many grapes does each person get?"
- You can model arrays with grapes. The grapes in equal rows and equal columns represent multiplication, division, or both.

By the end of this chapter, your student should be able to use multiplication and division to solve problems in the kitchen. Have a great time practicing math!

Copyright © Big Ideas Learning, LLC. All rights reserved.

182 Florida Grade 3 Resources by C18

## Chapter 4 Division Facts and Strategies (continued)

Learning Target	Success Criteria
Use strategies to divide	<ul style="list-style-type: none"> <li>I can model division.</li> <li>I can find the quotient in a division problem.</li> <li>I can explain how multiplication and division are related.</li> <li>I can solve word problems.</li> </ul>
4.1 Use Arrays to Divide	
4.2 Relate Multiplication and Division	
4.3 Divide by 2, 3, or 6	
4.4 Divide by 4 or 8	
4.5 Divide by 6 or 7	
4.6 Divide by 8 or 9	
4.7 Divide by 11 or 12	
4.8 Divide with 0 or 1	
4.9 Practice Division Strategies	
4.10 True or False Equations	
4.11 Problem Solving Division	

## Chapter 4 Division Facts and Strategies

Dear Family,

In this chapter, your student is learning about division facts and strategies. The lessons address division strategies for numbers 0 to 12. These strategies include using arrays and using the relationship between multiplication and division to solve division equations.

The vocabulary words associated with this chapter are: dividend, divisor, quotient, and fact family.

One way you can model division is with money. Counting and dividing spare change is a great place to start when it comes to learning division.

When talking about money with your student, use the following strategies:

- To model division, spread out a large quantity of quarters on a table. Ask your student to count the number of quarters. Then ask, "How many quarters do you need to make a dollar? How many dollars do these quarters equal?"
- Model other scenarios with different amounts and types of change that relate to these scenarios.
- To model division another way, show your student the change in your wallet. Then tell your student you need a specific amount of money (in cents) to buy something. Ask your student, "How many quarters do I need to make 40 cents?"
- You can model arrays with coins. The arrays can be used to model division questions and help your student solve word problems.

By the end of this chapter, your student should feel confident with the learning targets and success criteria on the next page. Encourage your student to think of other opportunities related to money to use division concepts, such as dividing leftover change equally among a group of people. Have a great time "making change"!

Copyright © Big Ideas Learning, LLC. All rights reserved.

Florida Grade 3 Resources by C18


Family Letters



# Using Big Ideas Learning Homework & Practice QR Codes in Grade 3

Each Homework and Practice page has a QR Code® to link students and parents to at-home videos for each lesson. This provides access to the videos that align to the lessons, including click-through example videos.

Videos are available for **Build Understanding** and **Model Real Life** with **Extra Example Videos** sections of each lesson.



## STEP 1:

To access videos, scan the QR Code at the bottom of your child's Student Edition book.



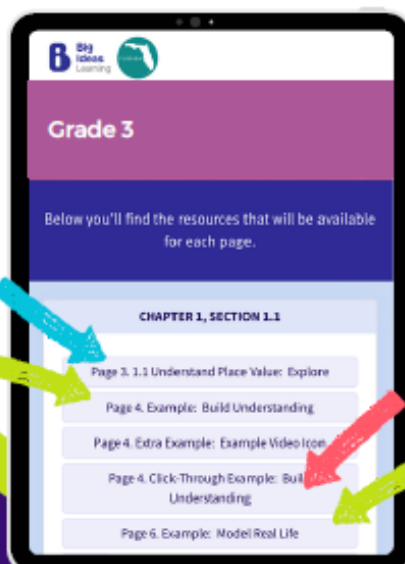
## STEP 2:

Open your cell phone camera or a QR Code scanner app. Scan QR Code at the bottom of the page.



## STEP 3:

Select **Build Understanding** or **Model Real Life** to access the videos that provide the examples from your child's class instruction. Use the **Extra Example Videos** should you need additional support or further math skills clarification.





# 3 SKILLS REVIEW HANDBOOK

Skills Review activities provide practice for grade level appropriate skills. This ensures students are solid on basic concept understanding. An Answer Key is provided for each activity below in addition to links to interactive games.

**NOTE: Only grade-level specific topics are listed below**

## Topic 1: Whole Numbers

- ▶ 1.1 Whole Number Place Value  
[Activity](#)   [Answers](#)

## Topic 2: Adding and Subtracting Whole Numbers

- ▶ 2.2 Adding within 1,000  
[Activity](#)   [Answers](#)
- ▶ 2.4 Subtracting within 1,000  
[Activity](#)   [Answers](#)

## Topic 3: Multiplication and Division of Whole Numbers

- ▶ 3.1 Equal Groups and Multiplication  
[Activity](#)   [Answers](#)
- ▶ 3.2 Using Arrays  
[Activity](#)   [Answers](#)
- ▶ 3.3 Multiplication Facts  
[Activity](#)   [Answers](#)
- ▶ 3.4 Equal Groups and Division  
[Activity](#)   [Answers](#)
- ▶ 3.5 Division Facts  
[Activity](#)   [Answers](#)
- ▶ 3.6 Multiplying and Dividing Powers of 10  
[Activity](#)   [Answers](#)

## Topic 5: Number Properties

- ▶ 5.1 Commutative and Associative Properties  
[Activity](#)   [Answers](#)
- ▶ 5.2 Distributive Property  
[Activity](#)   [Answers](#)
- ▶ 5.3 Properties of Zero and One  
[Activity](#)   [Answers](#)

## Topic 9: Fractions

- ▶ 9.1 Writing Fractions  
[Activity](#)   [Answers](#)
- ▶ 9.2 Writing Equivalent Fractions  
[Activity](#)   [Answers](#)

## Topic 17: Algebraic Properties

- ▶ 17.1 Properties of Addition and Multiplication  
[Activity](#)   [Answers](#)



**MORE TOPICS  
ON NEXT PAGE**



# 3 SKILLS REVIEW HANDBOOK, cont'd

Skills Review activities provide practice for grade level appropriate skills. This ensures students are solid on basic concept understanding. An Answer Key is provided for each activity below in addition to links to interactive games.

**NOTE: Only grade-level specific topics are listed below**

## Topic 20: Measurement

- ▶ 20.3 Metric Capacity  
[Activity](#)   [Answers](#)
- ▶ 20.4 Customary Capacity  
[Activity](#)   [Answers](#)
- ▶ 20.5 Mass  
[Activity](#)   [Answers](#)
- ▶ 20.6 Weight  
[Activity](#)   [Answers](#)

## Topic 21: Time

- ▶ 21.2 Telling Time to the Nearest Minute  
[Activity](#)   [Answers](#)

## Topic 22: Data Analysis

- ▶ 22.3 Line Plots  
[Activity](#)   [Answers](#)
- ▶ 22.4 Circle Graphs  
[Activity](#)   [Answers](#)

## Topic 24: Perimeter and Area

- ▶ 24.2 Finding Areas Using Grids  
[Activity](#)   [Answers](#)
- ▶ 24.3 Formulas for Perimeter and Area of a Rectangle  
[Activity](#)   [Answers](#)
- ▶ 24.5 Finding Area  
[Activity](#)   [Answers](#)

## Topic 25: Angles and Lines

- ▶ 25.1 Points, Lines and Rays  
[Activity](#)   [Answers](#)
- ▶ 25.7 Parallel and Perpendicular Lines  
[Activity](#)   [Answers](#)



## GAMES

Topic 3: Product Lineup  
Multiplication  
[Click to Play](#)

Topic 3: Four in a Row  
Multiplication and Division  
[Click to Play](#)

Topic 9:  
Fraction Spin and Cover  
[Click to Play](#)

Topic 21:  
Roll to Cover - Elapsed Time  
[Click to Play](#)

Topic 24:  
Perimeter - Roll and Conquer  
[Click to Play](#)

[Click Here to Access Active Links](#)





# 3

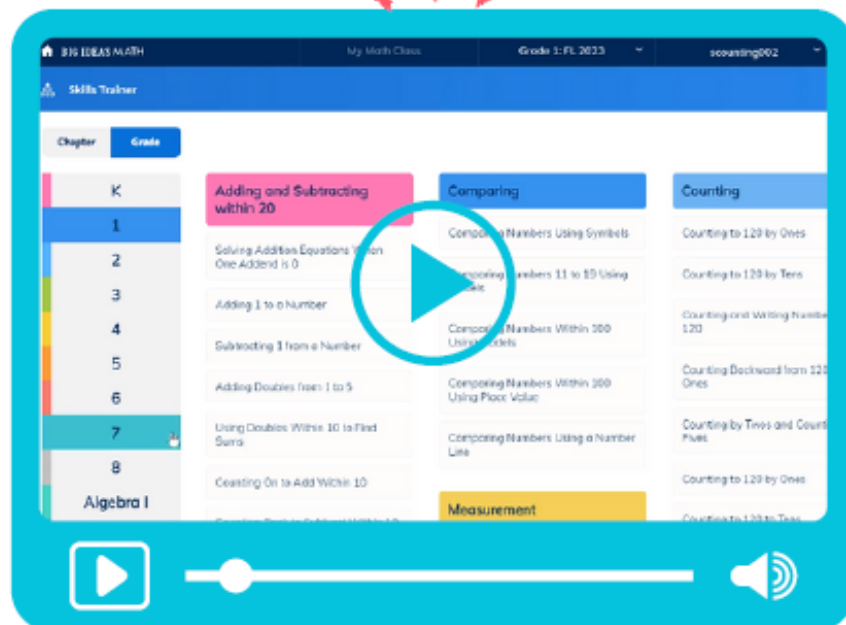
# SKILLS TRAINER

Skills Trainer is a built-in program that provides ample opportunities for students to practice and achieve fluency in skills from prior grades.

Ready for the bonus? Skills Trainer does not have to be assigned by a teacher because students have full access to every skill along with unlimited practice opportunities.

## Learn how to access Skills Trainer from the Student Account.

Scan QR Code Below to Access Video



SCAN ME