

# GRADES K-5 MATH-AT- HOME PLAN

WAKULLA COUNTY SCHOOLS

2023 / 2024

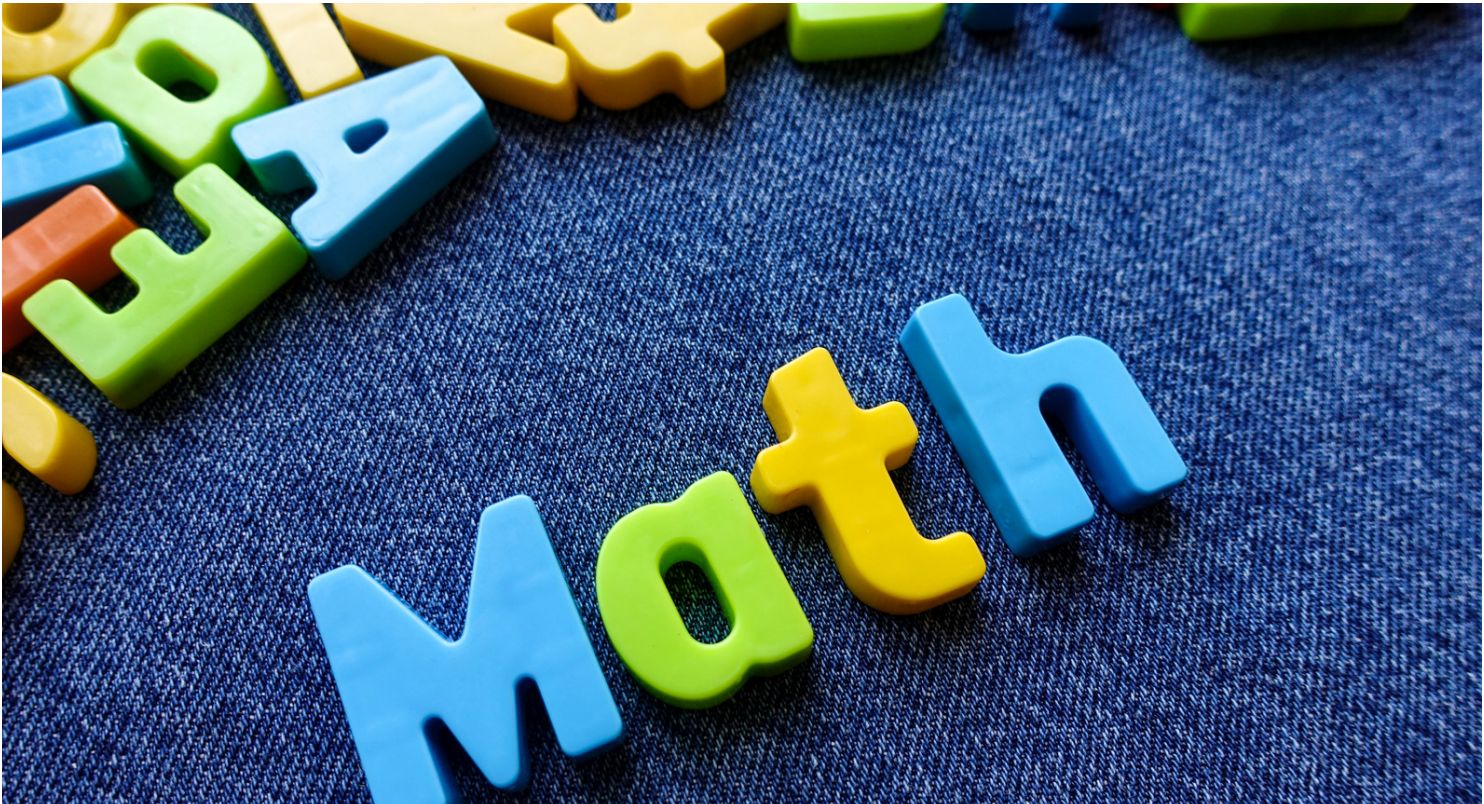


# Table of Contents



The Math-At-Home Plan is accessible through the Wakulla County School District website.

Foreward	1
Philosophy	2
Kindergarten	3
Grade One	13
Grade Two	21
Grade Three	29
Grade Four	38
Grade Five	47
District Equity Policy	56



# Forward

Florida Law requires school districts to identify and provide immediate, tailored instruction to students in grades K-4 who exhibit a substantial deficiency in math or characteristics of dyscalculia. As such, parents are also provided with a “math-at-home plan,” which outlines strategies and resources that parents can use to help their children improve in mathematics.

## Instructional Services Supervisors

<u>Priscilla Colvin</u>	Executive Director of Academics
<u>Holly Harden</u>	Coordinator of Curriculum
Nicholas Weaver	Director of Student Services & Discipline

## Elementary Administrators

Alena Crawford	Crawfordville Elementary School
Stanley Ward	Medart Elementary School
Catherine Cutchen	Riversink Elementary School
Tim Wheeler	Shadeville Elementary School



Empowering  
students,  
families, and  
communities  
to support  
student  
learning and  
growth  
through  
**RIGOR,**  
**RESILIENCY,**  
and  
**RELEVANCE.**

# Philosophy

Wakulla County's goal is that your child leave elementary school proficient and confident in his/her ability to think and reason mathematically, to communicate and represent his/her mathematical thinking, and to productively solve problems.

Mathematics knowledge and skills contribute to a child's success - both at school and in everyday life. Understanding mathematics also builds confidence and opens doors to a range of jobs and careers.

In our everyday lives, understanding mathematics enables us to:

- solve problems and make sound decisions;
- explain how we solved a problem and why we made a particular decision;
- use technology to help solve problems;
- understand patterns and trends in the world around us in order to make predictions;
- manage time and money, and handle everyday situations that involve numbers.



Your home is a great place to begin to explore and “talk” mathematics with your child. Incorporating math activities and language into familiar daily routines will show your child how math works in every day life. Play board games, solve puzzles, and ponder brain teasers with your child. Your child will enjoy these kinds of activities while enhancing his/her mathematical thinking. Point out the mathematics involved, and have your child discuss the strategies he/she used. *For more tips on helping your child success in mathematics, visit the National Council of Teachers of Mathematics at <https://www.nctm.org/crcc/>.*



# Grade 2





# FLORIDA STANDARDS

## COLLEGE & CAREER READY

### PARENT GUIDE FOR GRADE 2 MATHEMATICS

#### Preparing Florida's Children for a Successful Future



All Florida students deserve to graduate high school with the knowledge and skills they need to succeed in college, careers and life. Over the last several years, Florida has made strong academic gains. But, we know today's workforce requires our graduates to have stronger critical thinking, problem solving and communications skills than ever before. Higher standards that challenge and motivate our students are essential.

To address this need, education leaders across the state of Florida improved our academic content standards, creating new expectations for what students need to know and be able to do. The Florida Standards are designed to ensure that **ALL** students reach their greatest potential—whatever their path may be.

Preparing your child for success begins in kindergarten and continues as your child moves up through each grade. This guide will support parents and families with children in **second grade** by helping you:

- **Learn** about the Florida Standards and why they matter for your child.
- **Talk** with your child's teachers about what he/she will be learning in the classroom.
- **Support** your child's learning in practical ways at home.

#### LEARN ABOUT THE STANDARDS

Florida students will continue to practice many of the same things you learned in second grade—along with some important additional skills. **Second grade** students are learning these types of lessons:

- Determining the unknown whole number in an equation relating four or more whole numbers. For example, determining the unknown number that makes the equation true in the following:

1.  $37+10+10 = \_\_ +18$
2.  $?-6=12-4$
3.  $15-9+6=X$



Every child develops at his/her own pace. The activities in this guide are recommended age-specific guidelines for growing young minds.

- Using addition to find the total number of objects arranged in rectangular arrays with up to five rows and up to five columns; write an equation to express the total as a sum of equal addends.
- Counting within 1,000; skip-count by 5s, 10s and 100s.
- Reading and writing numbers to 1,000 using base-ten numerals (a number system based on 10 also known as the decimal system), number names and expanded form.
- Adding up to four two-digit numbers by using strategies based on place value and properties of operations.



Download the complete Mathematics Florida Standards for Grade 2 at [www.flstandards.org](http://www.flstandards.org)

#FLStandards  
Join the conversation



Developed by the Florida Department of Education

## TALK WITH YOUR CHILD'S TEACHER



When you talk to your child's teacher, don't worry about covering everything. Instead, keep the conversation focused on the most important topics for your child. In second grade, you may ask your child's teacher questions such as:

- How will my child be expected to show his/her work?
- What are some areas where my child is excelling? Where does my child need extra help?

## SUPPORT LEARNING AT HOME

You can encourage learning mathematics at home in ways that are fun for you and your child. Try these ideas after school, on weekends and during the summer:



Help your child understand that the same hour on an analog clock can mean day (am) or evening (pm). Throughout the day and evening, have him/her be the timekeeper who reports the hour and minutes for family activities.



Help your child get a sense of how many make 1,000 of something. Create a scrapbook-style dictionary, numbering words and illustrating them with cutout pictures and drawings.



Practice counting to 1,000. Skip count by 5s, 10s, and 100s. Start from a random number and add or subtract.



Find 10 pairs of related objects, such as buttons in multiple colors. Count them by pairs of two up to 20.



Make and count ingredients for a 20-piece salad with two leaves of lettuce, two pieces of tomato, two chunks of carrot, two croutons, etc., for a total of 20.



Encourage your child to measure things around the house using a ruler, yardstick, tape measure, measuring cup or scale.



Allow your child to count money and make change. For example, tell your child you have coins in your pocket that total 90 cents and ask, "What combinations of coins could be in my pocket?"

Talk to your child's teacher or principal to learn more great ideas to support learning at home.

**Download the complete Mathematics Florida Standards and other resources for parents at [www.flstandards.org](http://www.flstandards.org)**

Questions? Contact [JustforParents@fldoe.org](mailto:JustforParents@fldoe.org)

**FLORIDA STANDARDS**  
COLLEGE & CAREER READY

**Florida PTA**  
everychild.onevoice.<sup>®</sup>  
[www.floridapta.org](http://www.floridapta.org)



## Grade 2 Mathematics Resources Toolkit



The Grade 2 Mathematics Resource Toolkit is intended to provide recommended guidance to parents in assisting their child with the Florida Benchmarks for Excellent Student Thinking (B.E.S.T.) Standards. This resource toolkit includes Grade 2 standards information and resources related to the Grade 2 curriculum to aid in preparing your child for the Mathematics Florida Assessment of Student Thinking (FAST) Assessment.

### Grade 2 Mathematics Resources

This section features links to resources and tools to allow you to assist your child at home.

#### Student and Parent Resources

- [Grade 2 FLDOE Instructional Resource Math Toolkit Videos](#)
- [Grade 2 Mathematics Student Resources](#)
- [Renaissance Star Sample Test Items](#)

#### [Grade 2 Mathematics Course Description](#)

Course descriptions provide an overview of the required standards for the course. The Grade 2 mathematics course description includes resources for all 42 standards within the Grade 2 mathematics course.





# FAMILY LETTERS

# 2

Family Letters keep the home-school connection strong by involving parents in their student's learning. Parents can easily stay up-to-date on their child's education, giving them the ability to understand concepts in a whole new way and better assist their child with practice and review for assessments.

**Click BELOW  
to Access All  
Grade 2  
Family Letters**

## Chapter 1 Numbers and Arrays (continued)

Chapter 1 Numbers and Arrays	Learning Target	Success Criteria
1.1 Odd and Even Numbers	Understand numbers and arrays.	<ul style="list-style-type: none"> <li>I can identify odd and even numbers.</li> <li>I can write repeated addition equations.</li> <li>I can find the total number in equal groups.</li> <li>I can use arrays to solve problems.</li> </ul>
1.2 Odd and Even Numbers	Tell whether a number is odd or even.	<ul style="list-style-type: none"> <li>I can model a number using pairs of objects.</li> <li>I can tell whether a number can be divided by two equal parts.</li> </ul>
1.3 Equal Groups		
1.4 Use Arrays		
1.5 More Arrays		

Name \_\_\_\_\_

## Chapter 1 Numbers and Arrays

Dear Family,

In this chapter, your student is learning about numbers and arrays. Students will learn when a number is odd or even and how to use repeated addition to find the number of objects in groups and arrays. The addition lessons are adding equal groups of objects. The vocabulary words for this chapter are array, column, equal groups, equation, even, odd, repeated addition, and no.

There are many situations outside of the classroom that you can use to model odd and even numbers and repeated addition in groups and arrays. The store is a great place to start! The market has crates of quantities of (e.g.) one and two box food items arranged in groups or in rows.

When shopping with your student, use the following strategies:

- Put a certain number of objects in your basket. Have your student count the number of objects and tell whether that number is odd or even.
- For addition of groups of objects, place a certain number of objects in a bag. Place the same number of objects in another bag. Ask your student, "How many are in each group? How many are there if I join the groups together?"
- Show your student an area that has items arranged in equal equal columns. Ask your student to count the number of objects. Then ask your student, "How many objects are in each column? What repeated addition equation shows this array?"
- When you get home, give your student a repeated addition problem such as  $2 + 2 + 2 + 2 = ?$ . Have your student arrange objects in either groups or in an array to show this equation. Ask your student to tell whether the number total is odd or even.

By the end of this chapter, your student should feel confident learning targets and success criteria on the next page. Encourage your student to think of other opportunities to identify odd and even and repeated addition with groups and arrays, such as when helping with clothes, books, or toys.

Have a great time with your student!

Copyright © Big Ideas Learning, LLC  
All rights reserved.

140 Florida Grade 2  
Resources by Chapter

## Chapter 4 Fluently Add within 100 (continued)

Chapter 4 Fluently Add within 100	Learning Target	Success Criteria
4.1 Use Partial Sums to Add	Understand strategies to add.	<ul style="list-style-type: none"> <li>I can model addition strategies.</li> <li>I can find part of sums to add.</li> <li>I can explain when regrouping is needed.</li> <li>I can apply strategies to solve word problems.</li> </ul>
4.2 More Partial Sums		
4.3 Relying to Add		
4.4 Add Two-Digit Numbers		
4.5 Practice Adding Two-Digit Numbers		
4.6 Add up to 10 Two-Digit Numbers		
4.7 More Problem Solving Addition		

Name \_\_\_\_\_

## Chapter 4 Fluently Add within 100

Dear Family,

In this chapter, your student continues to learn strategies to add numbers with sums up to 100. The vocabulary terms for this chapter are partial sums and regrouping.

A great context for talking about adding two-digit numbers is adding whole dollar amounts of money.

When working with amounts of money, use the following ideas:

- Talk with your student about the total cost of two items. For example, say, "This toy costs \$26 and this one costs \$42. How can you find the total cost? How much do these toys cost in all?"
- Ask your student to help you add up to 3 whole dollar amounts when shopping. Say, "This item costs \$15, this one costs \$9, and this one costs \$35. Which two numbers will you add first? Why?" Have your student explain how or how thinking.
- Help your student practice using place value to add money. Have him or her add the ones and then the tens. Ask, "How many ones are there in all? Do you need to regroup? What do you do after you regroup?" Give your student a notebook or receipt to write the numbers, draw a quick sketch if needed, and add. Help your student regroup if needed.
- Model other scenarios, making sure to use terms such as "partial sums," "place value," "regroup," and "ones."

By the end of this chapter, your student should feel confident with the learning targets and success criteria on the next page. Encourage your student to think of other contexts for adding numbers, such as time, age, or weight.

Have a great time practicing addition strategies with your student!

Copyright © Big Ideas Learning, LLC  
All rights reserved.

Florida Grade 2  
Resources by Chapter 129

Family Letters




# Using Big Ideas Learning Homework & Practice

## QR Codes in Grade 2

Each Homework and Practice page has a QR Code® to link students and parents to at-home videos for each lesson. This provides access to the videos that align to the lessons, including click-through example videos.

Homework & Practice videos are available for **Build Understanding** and **Model Real Life** sections of each lesson.



### STEP 1:

To access videos, scan the QR Code at the bottom of your child's Student Edition book.



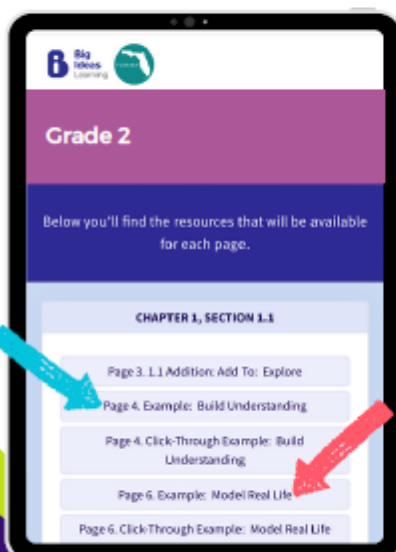
### STEP 2:

Open your cell phone camera or a QR Code scanner app. Scan QR Code at the bottom of the page.



### STEP 3:

Select **Build Understanding** or **Model Real Life** to access the videos that provide the examples from your child's class instruction. Use the remaining links should you need additional support or further math skills assistance.





# 2 SKILLS REVIEW HANDBOOK

Skills Review activities provide practice for grade level appropriate skills. This ensures students are solid on basic concept understanding. For your convenience, an Answer Key is provided for each activity and links to interactive games.

**NOTE: Only grade-level specific topics are listed below**

## Topic 1: Whole Numbers

- ▶ 1.2 Writing Numbers  
[Activity](#)   [Answers](#)
- ▶ 1.4 Comparing Whole Numbers  
[Activity](#)   [Answers](#)
- ▶ 1.6 Rounding Whole Numbers  
[Activity](#)   [Answers](#)

## Topic 2: Adding and Subtracting Whole Numbers

- ▶ 2.1 Adding within 100  
[Activity](#)   [Answers](#)
- ▶ 2.3 Subtracting within 100  
[Activity](#)   [Answers](#)
- ▶ 2.5 Adding and Subtracting Multi-Digit Numbers  
[Activity](#)   [Answers](#)
- ▶ 2.6 Estimating Whole Number Sums and Differences  
[Activity](#)   [Answers](#)

## Topic 21: Time and Money

- ▶ 22.3 A.M. and P.M.  
[Activity](#)   [Answers](#)

## Topic 22: Data Analysis

- ▶ 22.2 Bar Graphs  
[Activity](#)   [Answers](#)

## Topic 23: Two-Dimensional Shapes

- ▶ 23.1 Identifying Two-Dimensional Shapes  
[Activity](#)   [Answers](#)
- ▶ 23.4 Line Symmetry  
[Activity](#)   [Answers](#)

## Topic 24: Perimeter and Area

- ▶ 24.1 Finding Perimeter Using Grids  
[Activity](#)   [Answers](#)
- ▶ 24.4 Finding Perimeter  
[Activity](#)   [Answers](#)



## GAMES

### Topic 1: Whole Numbers

Flip and Find  
[Click to Play](#)

### Topic 1: Whole Numbers

Number Boss  
[Click to Play](#)

### Topic 2:

Solve and Cover - Addition

[Click to Play](#)

### Topic 2:

Three in a Row - Subtraction  
[Click to Play](#)

### Topic 21: Time & Money

Flip and Find  
[Click to Play](#)



**2**

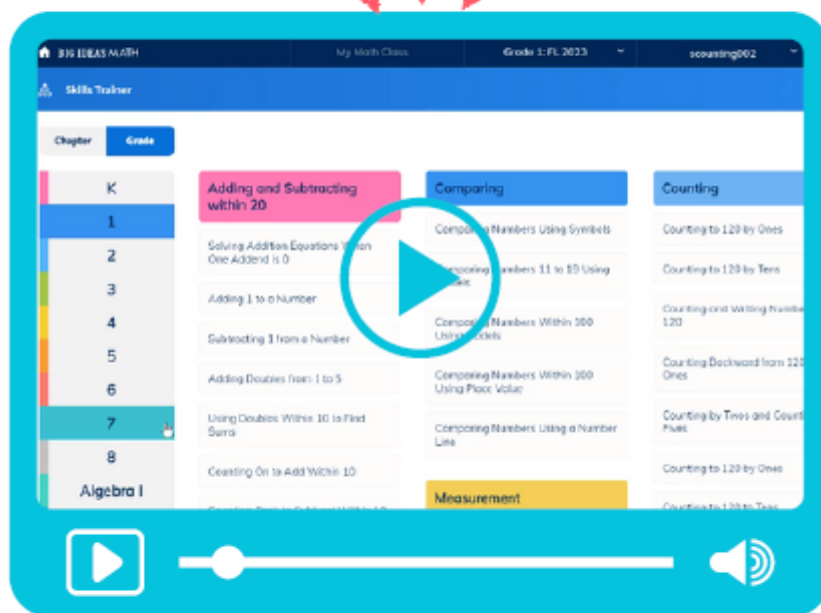
# SKILLS TRAINER

Skills Trainer is a built-in program that provides ample opportunities for students to practice and achieve fluency in skills from prior grades.

Ready for the bonus? Skills Trainer does not have to be assigned by a teacher because students have full access to every skill along with unlimited practice opportunities.

## Learn how to access Skills Trainer from the Student Account.

Scan QR Code Below to Access Video



SCAN ME