



2022-2023 Student Achievement Results

10-17-23

Results

2022-2023

- California Assessment of Student Performance and Progress (CAASPP)
- English Language Proficiency Assessments for California (ELPAC)



CAASPP System



Science

California Science Test

California Alternate
Assessment

English Language Arts/ Literacy (ELA) and Mathematics

Smarter Balanced Assessments

California Alternate Assessments

Spanish Reading/ Language Arts

California Spanish
Assessment

What:

- Smarter Balanced Summative Assessments in English language arts/literacy (ELA) and Mathematics
- California Science Test (CAST)
- California Spanish Assessment (CSA)—optional



$$\begin{aligned} f(x) &= \int f(x) e^{-ax} dx \\ p(\frac{\partial}{\partial x} \cdot \nabla) &= -\nabla p \cdot \nabla T \cdot f \\ H &= \sum \rho(x) \log \rho(x) \\ TC(Q, q, \pi) &= \sum \left[\frac{\partial}{\partial q} S_c + c \cdot D_c + \frac{q_i H_i}{q} (u_i \cdot \frac{\partial}{\partial q_i} - 1) \cdot \frac{\partial}{\partial \pi} \right] \end{aligned}$$

Handwritten mathematical notes and diagrams, including a graph of a function and a matrix representation of a differential operator.



Why:



To provide teachers,
students and parents
with information about
how students are
doing in school

Who: ELA and Mathematics

Grades 3–8



High School



Who: Science

Grade 5



Grade 8



High School



How:




- On the computer
- Adjusts difficulty
- Varied question types
 - Multiple choice
 - Read and respond
 - Drag and drop
 - Constructed response
 - Performance Task

When:

January through
the last day of
school



Scores: CAASPP

 California Assessment of
Student Performance and Progress


Supina E Mitchell
CAASPP SCORE REPORT
2020-21 | GRADE 3

Supina's 2020-21 Smarter Balanced

FOR THE FAMILY OF
SUPINA E MITCHELL
1234 MAIN STREET
APT 100
HOUSTON, TX 77001-1000

Student ID: 202021001
Date of Birth: 06/15/2016
Grade: 3
Test Date: Spring 2021
School: California Elementary School
LEA: California School District
CSN: 700421000000

Statewide Assessments: Just One Measure of Supina's Progress
California Assessment of Student Performance and Progress (CAASPP) results in English Language Arts/Literacy (ELA) and mathematics give one measure of how well students are meeting California's challenging academic standards. The skills called for by these standards—the ability to write clearly, think critically, and solve problems—are essential for preparing students for college and a 21st-century career.



**Supina's Overall
ELA Level for 2020-21**

LEVEL **3** Standard Met

**Supina's Overall
Mathematics Level for 2020-21**

LEVEL **3** Standard Met

What do my child's scores mean?
There are four levels of scores for ELA and mathematics: "Standard Met" and "Standard Exceeded" are the state targets for all students.

- Standard Exceeded (Level 4)
- Standard Met (Level 3)
- Standard Nearly Met (Level 2)
- Standard Not Met (Level 1)

Score ranges for each level are different for each grade, and the standards for the next grade are higher than for the previous grade. As a result, students may need a higher score to stay in the same level as the previous year.

Page 1 of 1

Scores: CAST



California Assessment of
Student Performance and Progress

Supina & Mitchell
CAST SCORE REPORT
2020-21 | GRADE 5

Supina's 2020-21 California Science Test (CAST)

FOR THE FAMILY OF
SUPINA & MITCHELL
1234 5678 STREET
APT. 100
YOUR CITY, CA 12345-1234

Student #: 2020710101
Date of Birth: 08/15/2008
Grade: 5
Test Date: Spring 2021
School: California Elementary School
LEA: California School District
DOB: 78901234567890

Statewide Assessments: Just One Measure of Supina's Progress

This year, students in grade five took the California Science Test (CAST). This test measures students' understanding of the California Next Generation Science Standards (CA NGSS), which cover the core ideas, concepts, and practices in science and engineering. The CAST is one measure of your child's academic performance. Your child's results should be viewed with other available information—such as classroom tests, assignments, and grades.



Supina's Overall Science Level for 2020-21

LEVEL 3 Standard Met

What do my child's scores mean?
There are four levels of scores for science. "Standard Met" and "Standard Exceeded" are the main targets for all students.

- Standard Exceeded (Level 4)
- Standard Met (Level 3)
- Standard Nearly Met (Level 2)
- Standard Not Met (Level 1)

About the CAST for Grade Five

The CAST is a science test that measures how well your child understands the scientific core ideas, concepts, and practices in the CA NGSS. The CAST assesses skills such as critical thinking and problem solving. The CAST contains short-answer questions and performance tasks. The short-answer questions include multiple-choice, matching, fill-in, graphing, and short written responses. The performance tasks ask students to make sense of scientific phenomena in simulated experiments or real-world situations. The knowledge and skills assessed on the CAST are critical for students to be prepared for success in college or a career.

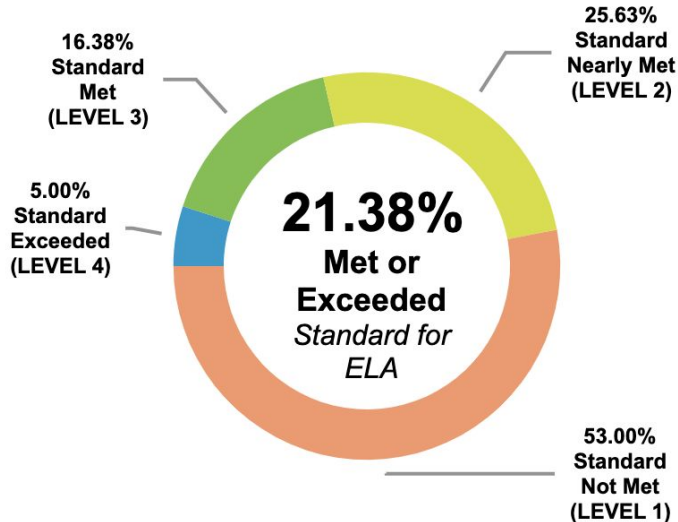
Page 1 of 2

English Language Arts/Literacy - District

2021-2022

ELA

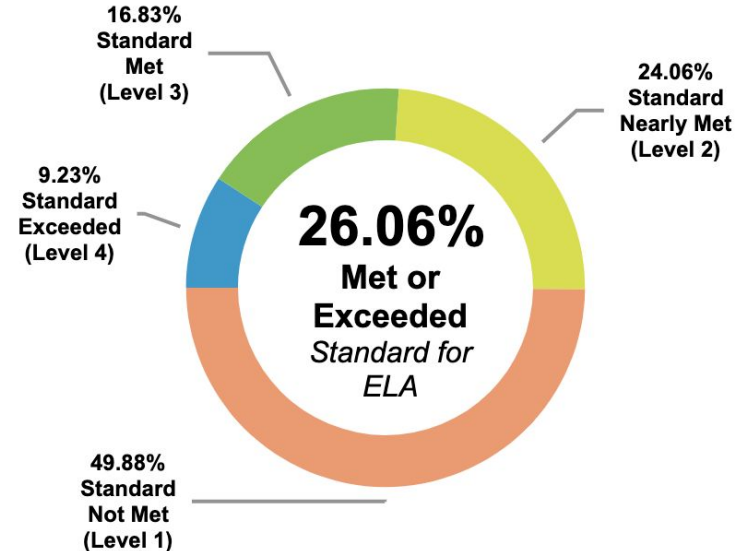
Percent of students within each achievement level



2022-2023

ELA

Percent of students within each achievement level

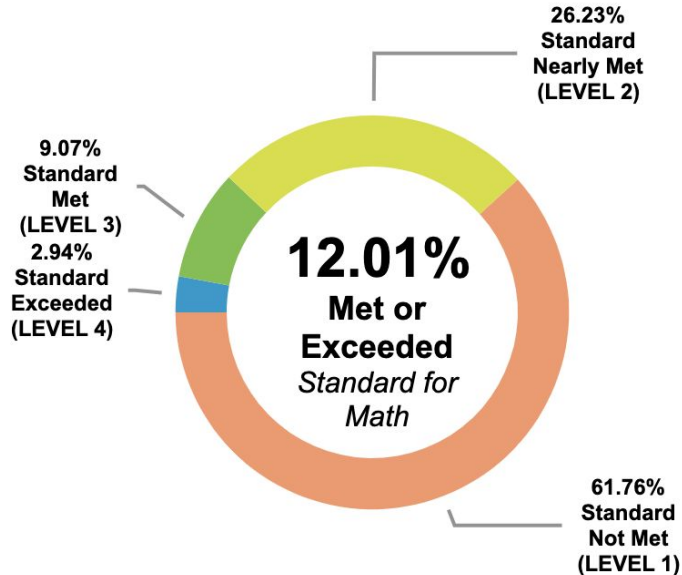


Math - District

2021-2022

Mathematics

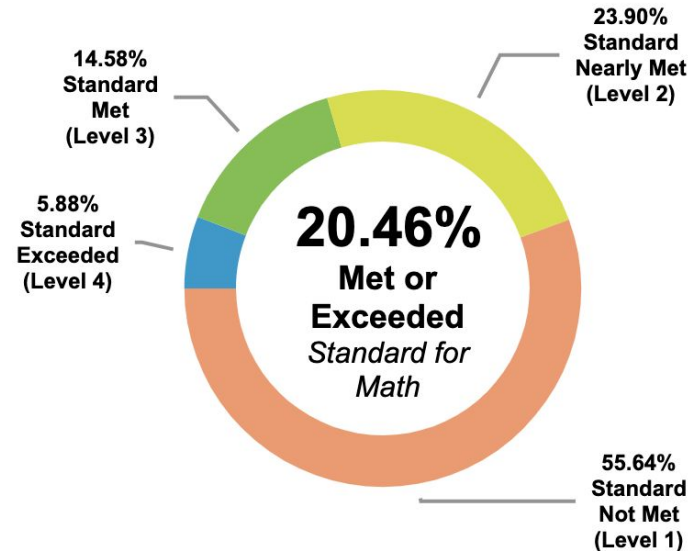
Percent of students within each achievement level



2022-2023

Mathematics

Percent of students within each achievement level

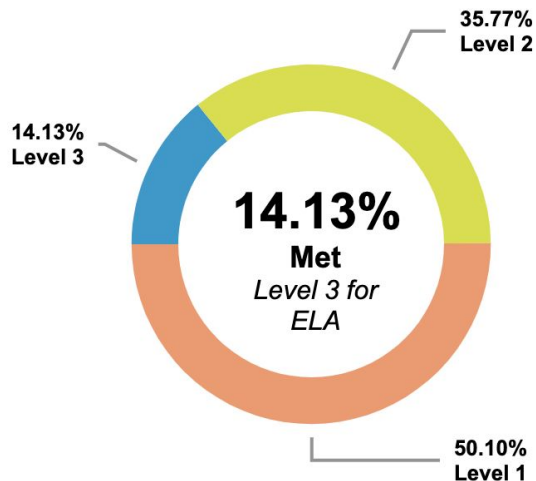


Alternate English Language Arts/Literacy - District

2021-2022

ELA

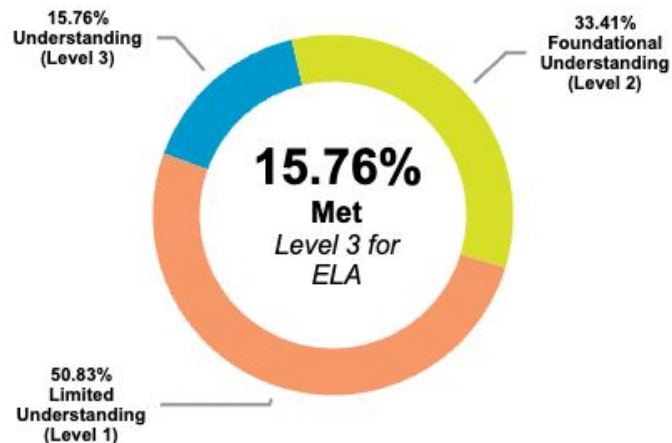
Percent of students within each achievement level



2022-2023

ELA

Percent of students within each achievement level

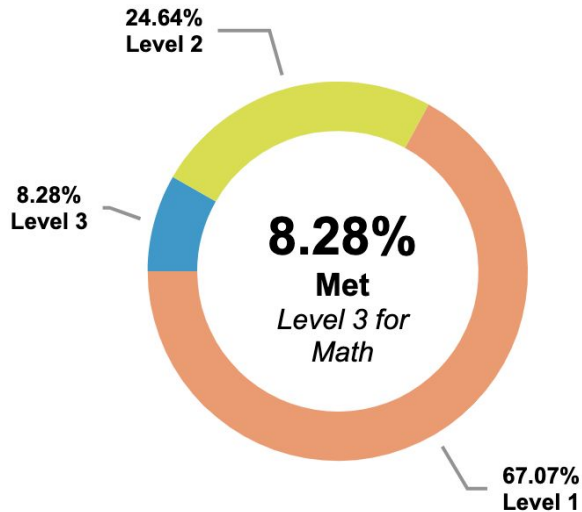


Alternate Math - District

2021-2022

Mathematics

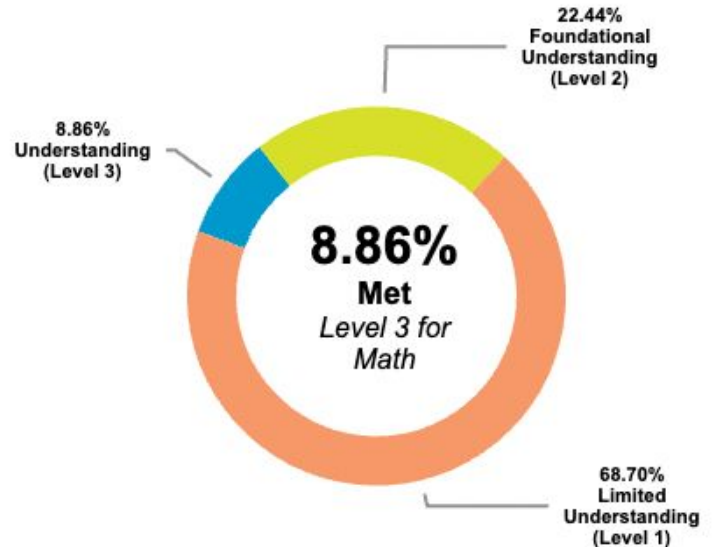
Percent of students within each achievement level



2022-2023

Mathematics

Percent of students within each achievement level

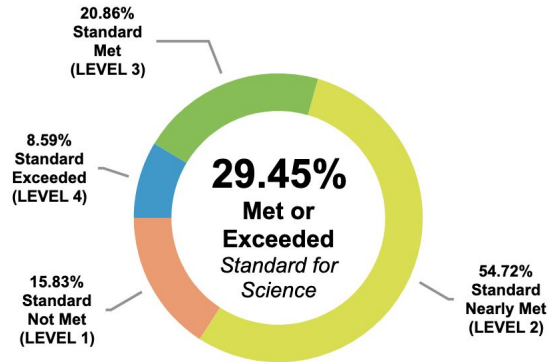


Science - District

2021-2022

Science

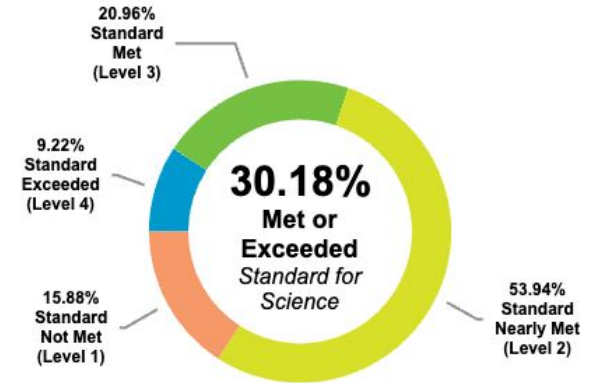
Percent of students within each achievement level



2022-2023

Science

Percent of students within each achievement level

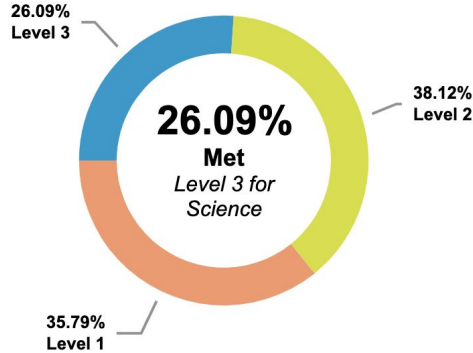


Alternate Science - District

2021-2022

Alternate Science

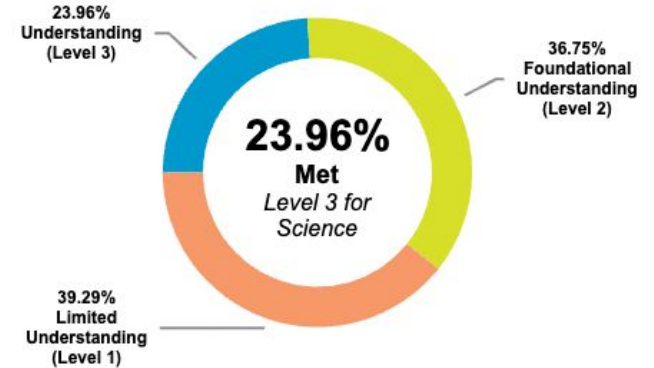
Percent of students within each achievement level



2022-2023

Alternate Science

Percent of students within each achievement level



Spanish Reading/Language Arts - Kawana

2021-2022



2022-2023



The California Spanish Assessment (CSA) assesses students' Spanish reading/language arts skills in reading, writing mechanics, and listening and is aligned with the *Common Core State Standards en Español*.

Students receive an overall scale score that falls into one of three ranges. The table below shows the score reporting ranges for each grade.

2022-2023



Grade	Range 1	Range 2	Range 3
3	300–348	349–359	360–399
4	400–448	449–459	460–499
5	500–545	546–559	560–599
6	600–647	648–659	660–699
7	700–743	744–759	760–799
8	800–847	848–859	860–899
9	900–949	950–959	960–999
10	900–949	950–959	960–999
11	900–949	950–959	960–999
12	900–949	950–959	960–999

For additional information, please visit the California Department of Education CSA web page at <https://www.cde.ca.gov/ta/tg/ca/csa.asp>.

About the ELPAC



What:



Listening



Speaking




Reading



Writing



ELPAC—Two Assessments Initial and Summative



Who: Initial and Summative

Initial ELPAC



Summative ELPAC

English learner students



Why: Initial and Summative

Initial ELPAC



Summative ELPAC
Reclassification



When: Initial and Summative

Initial ELPAC
July 1–June 30

Summative ELPAC
Feb 1–May 31

How: Initial and Summative



- Speaking is always administered individually
- Other domains depend on grade level:
 - Individually or in groups
 - Computer-based

Initial ELPAC Scores:

Results are reported at three performance levels:

- **Level 3**
Fluent English Proficient
- **Level 2**
Intermediate English Learner
- **Level 1**
Novice English Learner

Anita's Overall Score and Performance Level	
	Overall Score: 833
	Overall Performance Level: Intermediate English Learner

Summative ELPAC Scores:

Results are reported at four performance levels:

- **Level 4**
Well Developed
- **Level 3**
Moderately Developed
- **Level 2**
Somewhat Developed
- **Level 1**
Beginning to Develop


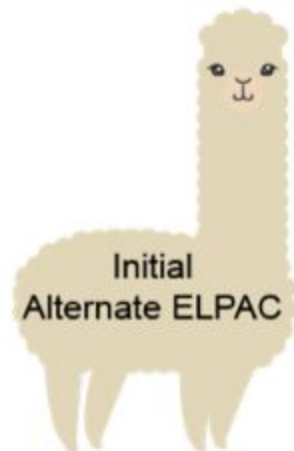
Overall Score



1550

Moderately
Developed

Alternate ELPAC



The Alternate ELPAC measures the student's English language proficiency through their expressive (speaking/writing) and receptive (reading/listening) communication.



Who: Initial Alternate ELPAC Summative Alternate ELPAC

Initial Alternate ELPAC



Summative Alternate ELPAC

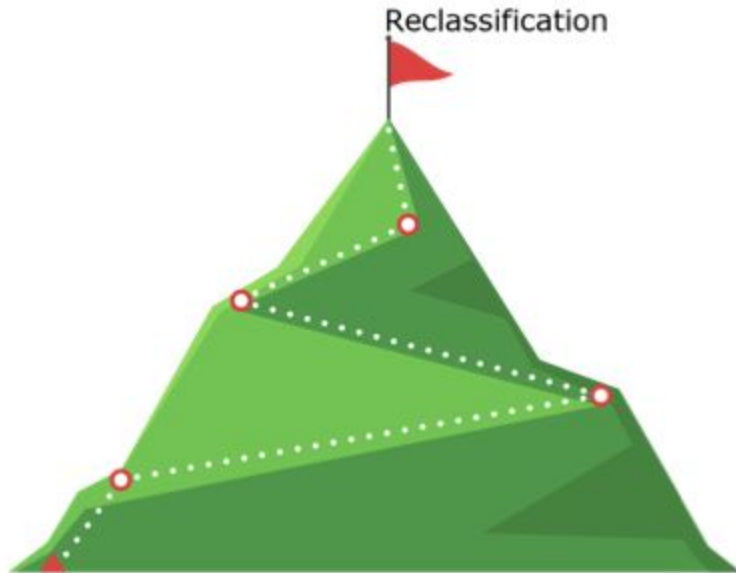


Why: Alternate ELPAC

Initial Alternate ELPAC



Summative Alternate ELPAC



When: Alternate ELPAC

Initial Alternate ELPAC
July 1–June 30

**Summative Alternate
ELPAC**
Feb 1–May 31

Alt for All



Students who are assigned to take the Alternate ELPAC will be automatically assigned to take the alternate assessments in English Language Arts/Literacy (ELA), mathematics and science.

A student who meets the criteria for one alternate assessment should meet the criteria for all alternate assessments.

How: Alternate ELPAC



Initial Alternate and Summative Alternate ELPAC Scores:

Results are reported at three performance levels:

- **Level 3**
Fluent English Proficient
- **Level 2**
Intermediate English Learner
- **Level 1**
Novice English Learner



English Language Proficiency - District

2021-2022

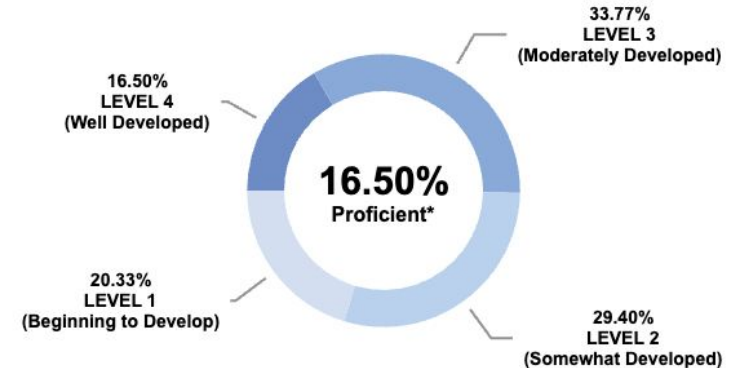
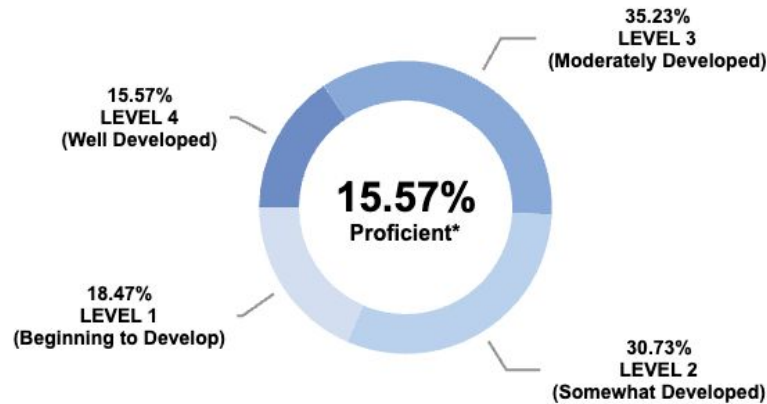
2022-2023

English Language Proficiency for Summative ELPAC

English Language Proficiency for Summative ELPAC

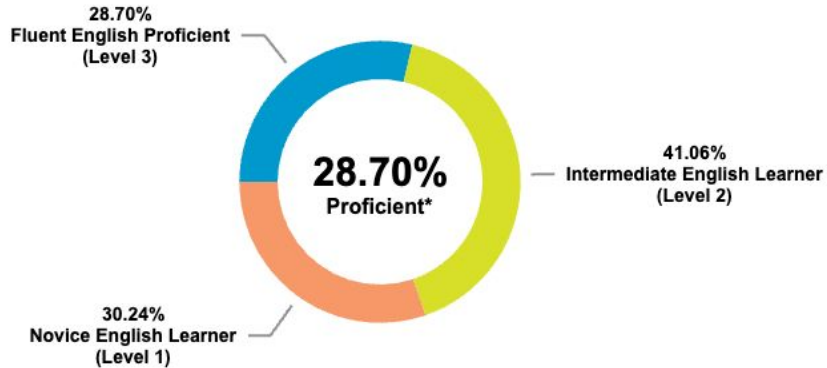
Percent of students within each performance level

Percent of students within each performance level

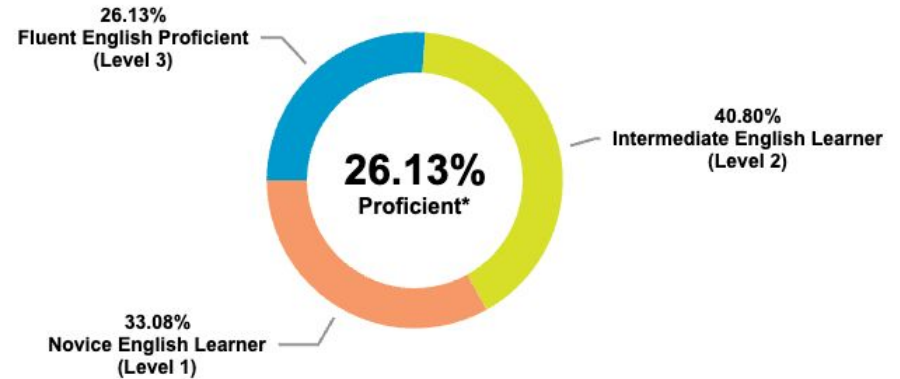


Alternate English Language Proficiency - District

2021-2022



2022-2023



Questions

