

# West Hartford, Connecticut

## General

ACS, 2017–2021	West Hartford	State
Current Population	64,034	3,605,330
Land Area <i>mi</i> <sup>2</sup>	22	4,842
Population Density <i>people per mi</i> <sup>2</sup>	2,932	745
Number of Households	25,805	1,397,324
Median Age	40	41
Median Household Income	\$111,997	\$83,572
Poverty Rate	6%	10%

## Economy

### Top Industries

Lightcast, 2021 (2 and 3 digit NAICS)	Jobs	Share of Industry
<b>1</b> Educational Services	7,140	43%
<b>2</b> Health Care and Social Assistance	4,182	37%
<b>3</b> Government	3,976	36%
<b>4</b> Wholesale Trade	3,092	97%
<b>5</b> Accommodation and Food Services	2,982	59%
Total Jobs, All Industries	31,703	

### SOTS Business Registrations

Secretary of the State, August 2023

#### New Business Registrations by Year

Year	2018	2019	2020	2021	2022
Total	550	598	635	872	902

Total Active Businesses 7,432

### Key Employers

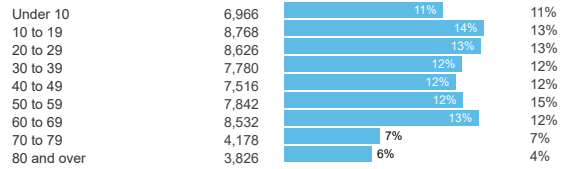
Data from Municipalities, 2023

- Legrand, North America/Wiremold Company
- CLA (CliftonLarsonAllen)
- Triumph Engine Control Systems
- DORO Restaurant Group
- University of Saint Joseph

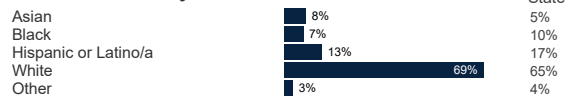
## Demographics

ACS, 2017–2021

### Age Distribution



### Race and Ethnicity

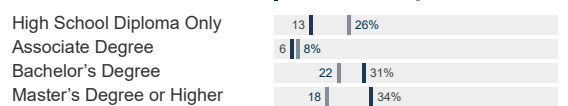


*Hispanic includes those of any race. Remaining racial groups include only non-hispanic. 'Other' includes American Indian, Alaska Native, Native Hawaiian, Pacific Islander, two or more races.*

### Language Spoken at Home



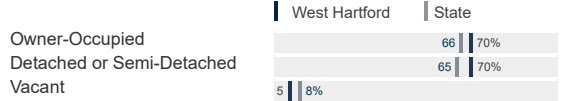
### Educational Attainment



## Housing

ACS, 2017–2021

	West Hartford	State
Median Home Value	\$336,500	\$286,700
Median Rent	\$1,443	\$1,260
Housing Units	27,122	1,527,039



## Schools

CT Department of Education, 2022-23

### School Districts

School District	Available Grades	Total Enrollment	Pre-K Enrollment	4-Year Grad Rate (2021-22)
West Hartford School District	PK-12	9,231	274	94%
Statewide	-	513,513	19,014	89%

### Smarter Balanced Assessments

Met or Exceeded Expectations, 2021-22

School District	Math	ELA
West Hartford School District	58%	67%
Statewide	42%	48%


# West Hartford, Connecticut

## Labor Force


CT Department of Labor, 2022

	West Hartford	State
Employed	34,030	1,851,993
Unemployed	1,144	80,470

Unemployment Rate



Self-Employment Rate\*



\*ACS, 2017–2021

## Catchment Areas of 15mi, 30mi, and 60mi



## Access

ACS, 2017–2021

	West Hartford	State
Mean Commute Time *	21 min	26 min

No Access to a Car	8%
No Internet Access	9%

## Commute Mode

Public Transport	4%
Walking or Cycling	3%
Driving	81%
Working From Home *	14%

## Public Transit

CT <i>transit</i> Service	Local, Ctfastrak
Other Public Bus Operations	-
Train Service	-

\* 5 year estimates include pre-pandemic data

## Fiscal Indicators

CT Office of Policy and Management, State FY 2020-21

### Municipal Revenue

Total Revenue	\$329,252,000
Property Tax Revenue	\$267,506,000
<i>per capita</i>	\$4,171
<i>per capita, as % of state avg.</i>	130%
Intergovernmental Revenue	\$54,513,000
Revenue to Expenditure Ratio	106%

### Municipal Expenditure

Total Expenditure	\$312,000,000
Educational	\$198,867,000
Other	\$113,133,000

### Grand List

Equalized Net Grand List	\$10,107,519,211
<i>per capita</i>	\$157,997
<i>per capita, as % of state avg.</i>	97%
Commercial/Industrial Share of Net Grand List	17%
Actual Mill Rate	41.80
Equalized Mill Rate	26.40

### Municipal Debt

Moody's Rating (2023)	Aa1
S&P Rating (2023)	AAA
Total Indebtedness	\$134,610,000
<i>per capita</i>	\$2,104
<i>per capita, as % of state avg.</i>	77%
<i>as percent of expenditures</i>	43%
Annual Debt Service	\$22,101,000
<i>as % of expenditures</i>	7%



Search AdvanceCT's **SiteFinder**, Connecticut's most comprehensive online database of available commercial properties.  
[advancect.org/site-selection/ct-sitefinder](http://advancect.org/site-selection/ct-sitefinder)

## About Town Profiles

The Connecticut Town Profiles are two-page reports of demographic and economic information for each of Connecticut's 169 municipalities. Reports for data are available from [profiles.ctdata.org](http://profiles.ctdata.org)

Feedback is welcome, and should be directed to [info@ctdata.org](mailto:info@ctdata.org)

These Profiles can be used free of charge by external organizations, as long as *AdvanceCT* and *CTData Collaborative* are cited. No representation or warranties, expressed or implied, are given regarding the accuracy of this information.