



NJSLA Results: Spring 2023 Administrations

Tenafly Public Schools

October 16, 2023



Comparison of Tenafly's Spring 2022 and 2023 NJSLA Administrations English Language Arts – Percentages



•Level 1: Not Yet Meeting Expectations, Level 2: Partially Meeting Expectations, Level 3: Approaching Expectations, Level 4: Meeting Expectations, Level 5: Exceeding Expectations

Grade	Level 1 2022	Level 1 2023	Level 2 2022	Level 2 2023	Level 3 2022	Level 3 2023	Level 4 2022	Level 4 2023	Level 5 2022	Level 5 2023	Change in Level 1 and Level 2 from 2022 to 2023	Change in Level 4 and Level 5 from 2022 to 2023
3	7	4	7	4	7	16	56	57	23	20	-6	-2
4	1	4	3	4	12	10	39	40	44	42	+4	-1
5	2	1	4	5	13	8	53	55	28	31	0	+6
6	3.4	2.4	4.9	5.1	14.9	12.2	48.5	47.1	28.4	33.2	-.08	+3.4
7	1.4	3.4	3.5	2.7	14.6	7.5	41.3	35.5	39.2	51.0	+1.2	+6.0
8	2.2	2.1	6.2	4.3	9.4	9.2	47.8	37.9	34.4	46.5	-1.8	+2.2
9*	.9	2.5	6.0	5.0	15.1	10.6	49.8	42.6	28.1	39.4	+.06	+4.1

Notes: Percentages may not total 100 due to rounding. *Grade 9 rows includes grade 9 students only.



Comparison of Tenafly's Spring 2022 and 2023 NJSLA Administrations Mathematics – Percentages



•Level 1: Not Yet Meeting Expectations, Level 2: Partially Meeting Expectations, Level 3: Approaching Expectations, Level 4: Meeting Expectations, Level 5: Exceeding Expectations

Grade	Level 1 2022	Level 1 2023	Level 2 2022	Level 2 2023	Level 3 2022	Level 3 2023	Level 4 2022	Level 4 2023	Level 5 2022	Level 5 2023	Change in Level 1 and Level 2 from 2022 to 2023	Change in Level 4 and Level 5 from 2022 to 2023
3	1	1.3	5	4.1	14	9.1	47	45.4	33	40	-0.6	5.5
4	1	1.1	5	5.6	14	13.2	57	53.4	23	26.7	0.7	0.1
5	2	0.9	5	5.1	14	13.2	48	50.7	31	30.1	-1	1.8
6	2	0.4	7	5.6	18	13.2	47	50.7	26	30.1	-3	7.8
7	2	3.7	3	3.7	17	17.3	53	55.1	25	20.2	2.4	-2.7
8*	10	11.3	18	21.7	27	29.2	44	36.8	2	0.9	5	-8.3
Algebra 1	3	3.8	7	8.5	15	13.9	58	47	17	26.8	2.3	-1.2
Geometry	0	0	8	0.6	21	8	49	59.7	23	31.8	-7.4	19.5
Algebra 2	0	0	2	0	2	6.3	69	65.6	27	28.1	-2	-2.3



Notes: *Some students in grade 8 participated in the NJSLA Algebra I assessment in place of the 8th grade math assessment. The NJSLA Math 8 outcomes are not representative of grade 8 performance as a whole. Percentages may not total 100 due to rounding.

Comparison of Tenafly's Spring 2022 and 2023 NJSLA Administrations English Language Arts – Percentages



Note: Grade 9 row includes grade 9 students only.

Grade	% Changes in Levels 1 and 2 Tenafly	% Changes in Levels 1 and 2 State	% Changes in Levels 4 and 5 Tenafly	% Changes in Levels 4 and 5 State
3	-6	+0.0 %	-3	-0.4 %
4	+4	-1.3 %	-2	+1.9 %
5	-1	-0.8 %	+6	+3.6 %
6	-0.8	+0.2 %	+3.4	+1.4 %
7	+1.2	-1.4 %	+6.0	+3.0 %
8	-1.8	-3.0 %	+2.2	+3.9 %
9*	+0.06 %	+2.3 %	+4.1 %	+3.2 %



Comparison of Tenafly's Spring 2022 and 2023 NJSLA Administrations Mathematics– Percentages



Note: Some students in grade 8 participated in the NJSLA Algebra I assessment in place of the 8th grade math assessment. The NJSLA Math 8 outcomes are not representative of grade 8 performance as a whole.

Grade	% Changes in Levels 1 and 2 Tenafly	% Changes in Level 1 and Level 2 State	% Changes in Levels 4 and 5 Tenafly	% Changes in Levels 4 and 5 State
3	-0.6	-2.4 %	5.5	+0.5 %
4	0.7	-4.8 %	0.1	+4.9 %
5	-1	-3.6 %	1.8	+4.1 %
6	-3	-2.8 %	7.8	+3.0 %
7	2.4	+1.0 %	-2.7	-0.2 %
8	5	-1.5 %	-8.3	+2.4 %
Algebra 1	2.3	+1.3 %	-1.2	+0.1 %
Geometry	-7.4	-5.6 %	19.5	+6.4 %
Algebra 2	-2	-1.5 %	-2.3	+3.8 %



Comparison of Tenafly's Spring 2022 and 2023 NJSLA Administrations Science – Percentages



•Level 1: Below Proficient, Level 2: Near Proficiency, Level 3: Proficient, Level 4: Advanced Proficiency,

Grade	Level 1 2022	Level 1 2023	Level 2 2022	Level 2 2023	Level 3 2022	Level 3 2023	Level 4 2022	Level 4 2023	Change in Level 1 and Level 2 from 2022 to 2023	Change in Level 3 and Level 4 from 2022 to 2023
5	11	10	27	24	30	39	31	27	-3	+5
8	13.1	10.6	42.6	38.4	25.5	32.0	18.8	19.0	-6.7	+6.7
11	13.9	15	20.0	26.2	38.1	37.8	28.1	21.1	+7.3	-7.3

Notes: Percentages may not total 100 due to rounding.



Comparison of Tenafly's Spring 2022 and 2023 NJSLA Administrations Science – Percentages



Grade	% Changes in Levels 1 and 2 Tenafly	Change in Level 1 and Level 2 from 2022 to 2023 State	% Changes in Levels 3 and 4 Tenafly	Change in Level 3 and Level 4 from 2022 to 2023 State
5	-1	-1.3%	+5	+1.2%
8	-6.7	-2.9%	+6.7	+3.0%
11	+7.3	-0.8%	-7.3	+1.0%



Comparison of Tenafly's Student Tested Spring 2022 and 2023 NJSLA Administrations English Language Arts – Percentages



Number of Students Tested

Grade	2022	2023	Difference
3	243	214	-29
4	278	256	-22
5	291	288	-3
6	269	295	+26
7	287	292	+15
8	276	282	+6
9*	316	282	-34

Note: Grade 9 row includes grade 9 students only.



Comparison of Tenafly's Student Tested Spring 2022 and 2023 NJSLA Administrations Mathematics– Percentages



Number of Students Tested

Grade	2022	2023	Difference
3	96	90	-6
4	91	95	+4
5	94	94	0
6	95	94	-1
7	97	95	-2
8*	99	98	-1
Algebra 1	98	99	+1
Geometry**	172/X	176/X	
Algebra 2**	55/X	32/X	

Note: *Some students in grade 8 participated in the NJSLA Algebra I assessment in place of the 8th grade math assessment. The NJSLA Math 8 outcomes are not representative of grade 8 performance as a whole.



Comparison of Tenafly's Student Tested Spring 2022 and 2023 NJSLA Administrations Science– Percentages



Number of Students Tested

Grade	2022	2023	Difference
5	296	296	0
8	276	296	+20
11	312	294	-18



Comparison of Tenafly's Spring 2022 and 2023 NJSLA Administrations English Language Arts – Percentages (Levels 1 and 2) versus State Percentages



•Level 1: Not Yet Meeting Expectations, Level 2: Partially Meeting Expectations

Grade	Level 1 2022 District	Level 1 2022 State	Level 1 2023 District	Level 1 2023 State	Level 2 2022 District	Level 2 2022 State	Level 2 2023 District	Level 2 2023 State
3	7	20.1	4	20.7	7	15.5	4	14.9
4	1	14.4	4	12.8	3	14.3	4	14.6
5	2	12.5	1	12.3	4	14.7	5	14.1
6	3.4	10.6	2.4	12.0	4.9	15.6	5.1	14.4
7	1.4	12.3	3.4	11.7	3.5	13.5	2.7	12.7
8	2.2	14.3	2.1	12.9	6.2	13.2	4.3	11.6
9*	.9	11.8	2.5	14.8	5.7	15.6	5.0	14.9

Notes: Percentages may not total 100 due to rounding. *Grade 9 rows includes grade 9 students only.



Comparison of Tenafly's Spring 2022 and 2023 NJSLA Administrations English Language Arts – Percentages (Levels 3 and 4)



•Level 3: Approaching Expectations, Level 4: Meeting Expectations

Grade	Level 3 2022 District	Level 3 2022 State	Level 3 2023 District	Level 3 2023 State	Level 4 2022 District	Level 4 2022 State	Level 4 2023 District	Level 4 2023 State
3	7	22.0	16	22.5	56	36.2	57	36.7
4	12	21.9	10	21.3	39	35.3	40	36.5
5	13	23.2	8	20.3	53	40.4	55	43.3
6	14.9	26.3	12.2	24.6	48.5	37.4	47.1	37.6
7	14.6	21.5	7.5	19.9	41.3	31.4	35.3	32.5
8	9.4	21.2	9.2	20.1	47.8	35.8	37.9	35.8
9*	15.1	23.6	10.6	18.2	49.8	36.5	42.6	36.8

Notes: Percentages may not total 100 due to rounding. *Grade 9 rows includes grade 9 students only.



Comparison of Tenafly's Spring 2022 and 2023 NJSLA Administrations English Language Arts – Percentages (Level 5)



Level 5: Exceeding Expectations

Grade	Level 5 2022 District	Level 5 2022 State	Level 5 2023 District	Level 5 2023 State
3	23	6.2	20	5.3
4	44	14.1	42	14.8
5	28	9.2	31	9.9
6	28.4	10.2	33.2	11.4
7	39.2	21.3	51.0	23.2
8	34.4	15.6	46.5	19.5
9*	28.1	12.4	39.4	15.3

Notes: Percentages may not total 100 due to rounding. *Grade 9 rows includes grade 9 students only.





Data Notes: Comparison Tenafly's Spring 2022 and 2023 NJSLA Administrations English Mathematics– Percentages



- **Grade 8 data:** Some students in grade 8 participated in the Algebra I assessment in place of the 8th grade Math assessment. Thus, Math 8 outcomes are not representative of grade 8 performance as a whole.
- **Algebra 1, 2 and Geometry data:** Students in grades 11 and 12 were not included.
- Percentages may not total 100 due to rounding.

Comparison of Tenafly's Spring 2022 and 2023 NJSLA Administrations Mathematics– Percentages (Levels 1 and 2)



•Level 1: Not Yet Meeting Expectations, Level 2: Partially Meeting Expectations

Grade	Level 1 2022 District	Level 1 2022 State	Level 1 2023 District	Level 1 2023 State	Level 2 2022 District	Level 2 2022 State	Level 2 2023 District	Level 2 2023 State
3	1	13.3	1.3	12.5	5	18.3	4.1	16.7
4	1	13.1	1.1	13.1	5	22.6	5.6	17.8
5	2	15.1	0.9	13.1	5	23.0	5.1	21.4
6	2	15.3	0.4	14.2	7	24.9	5.6	23.2
7	2	10.9	3.7	12.7	3	23.6	3.7	22.8
8	10	30.4	11.3	33.9	18	31.9	21.7	26.9
Algebra 1	3	17.7	3.8	15.8	7	22.6	8.5	25.8
Geometry	0	6.4	0	5.3	8	18.3	0.6	13.8
Algebra 2	0	10.2	0	10.6	2	13.1	0	11.2



Comparison of Tenafly's Spring 2022 and 2023 NJSLA Administrations Mathematics– Percentages (Levels 3 and 4)



•Level 3: Approaching Expectations, Level 4: Meeting Expectations

Grade	Level 3 2022 District	Level 3 2022 State	Level 3 2023 District	Level 3 2023 State	Level 4 2022 District	Level 4 2022 State	Level 4 2023 District	Level 4 2023 State
3	14	23.0	9.1	24.8	47	32.8	45.5	34.0
4	14	24.8	13.2	24.7	57	33.2	53.4	37.2
5	14	25.9	13.2	25.5	48	28.9	50.7	31.4
6	18	28.5	13.2	28.3	47	26.0	50.7	27.7
7	17	31.5	17.3	30.7	53	28.9	55.1	29.0
8	27	22.3	29.2	21.4	44	14.6	36.8	16.7
Algebra 1	15	24.7	13.9	23.2	58	32.1	47	29.8
Geometry	21	30.5	8	29.7	49	38.5	59.7	41.7
Algebra 2	2	18.9	6.3	16.6	69	49.2	65.6	50.6



Comparison of Tenafly's Spring 2022 and 2023 NJSLA Administrations Mathematics– Percentages (Level 5)



Level 5: Exceeding Expectations

Grade	Level 5 2022 District	Level 5 2022 State	Level 5 2023 District	Level 5 2023 State
3	33	12.6	40	11.9
4	23	6.2	26.7	7.1
5	31	7.1	30.1	8.7
6	26	5.3	30.1	6.6
7	25	5.1	20.2	4.8
8	2	0.8	0.9	1.1
Algebra 1	17	2.9	26.8	5.3
Geometry	23	6.3	31.8	9.5
Algebra 2	27	8.7	28.1	11.1



Comparison of Tenafly's Spring 2022 and 2023 NJSLA Administrations Science– Percentages (Levels 1 and 2)



•Level 1: Below Proficient, Level 2: Near Proficiency

Grade	Level 1 2022 District	Level 1 2022 State	Level 1 2023 District	Level 1 2023 State	Level 2 2022 District	Level 2 2022 State	Level 2 2023 District	Level 2 2023 State
5	11	41.6	10	38.4	27	32.9	24	34.8
8	13.1	40.9	10.6	40.0	42.6	43.5	38.4	41.5
11	13.9	46.2	15.0	43.8	20.0	24.8	26.2	26.4

Note: Percentages may not total 100 due to rounding.



Comparison of Tenafly's Spring 2022 and 2023 NJSLA Administrations Science– Percentages (Levels 3 and 4)



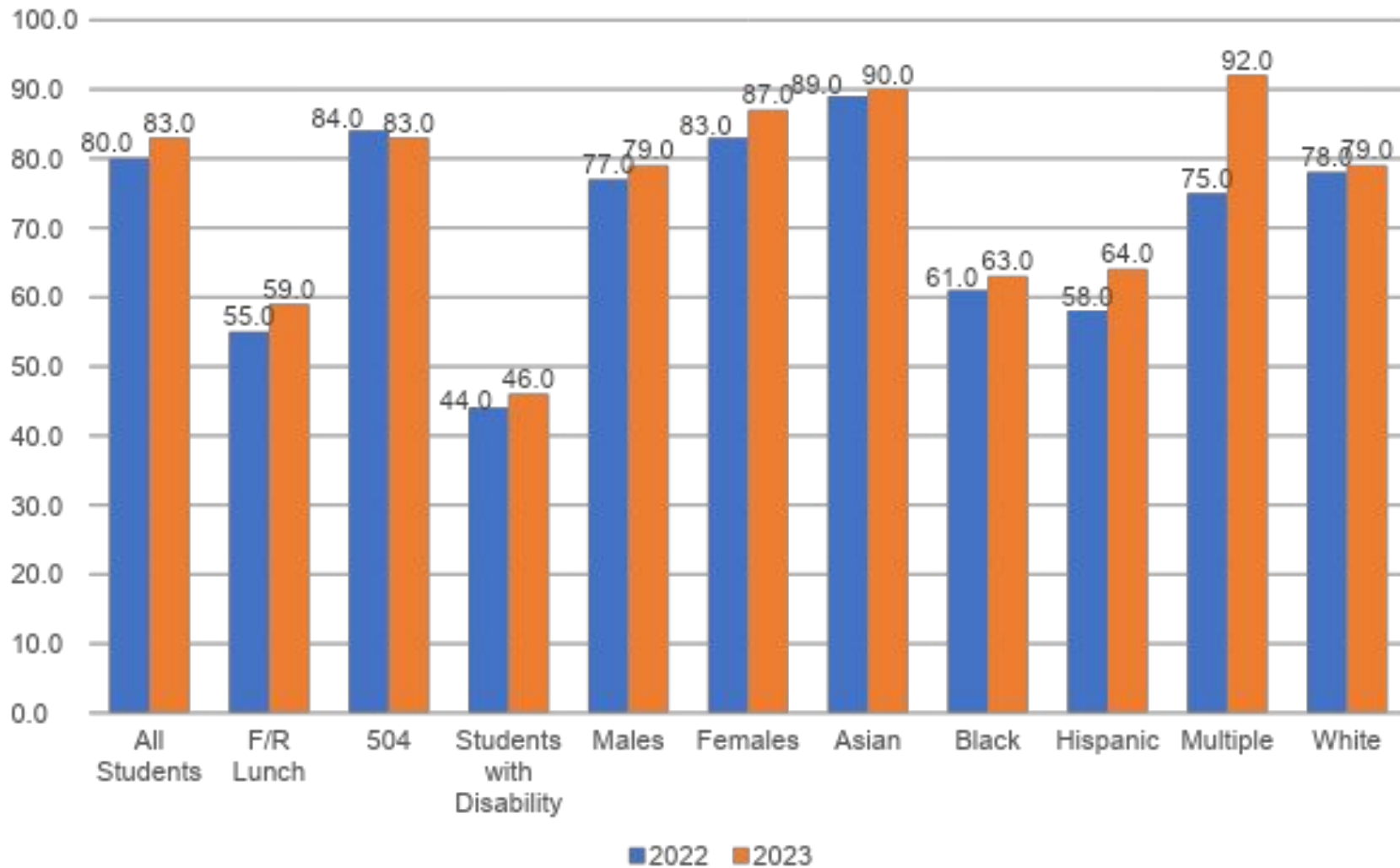
•Level 3: Proficient, Level 4: Advanced Proficiency

Grade	Level 3 2022 District	Level 3 2022 State	Level 3 2023 District	Level 3 2023 State	Level 4 2022 District	Level 4 2022 State	Level 4 2023 District	Level 4 2023 State
5	30	18.2	39	21.1	31	7.4	27	5.7
8	25.5	12.0	32.0	14.2	18.8	3.6	19.0	4.4
11	38.1	20.5	37.8	21.6	28.1	8.4	21.1	8.3

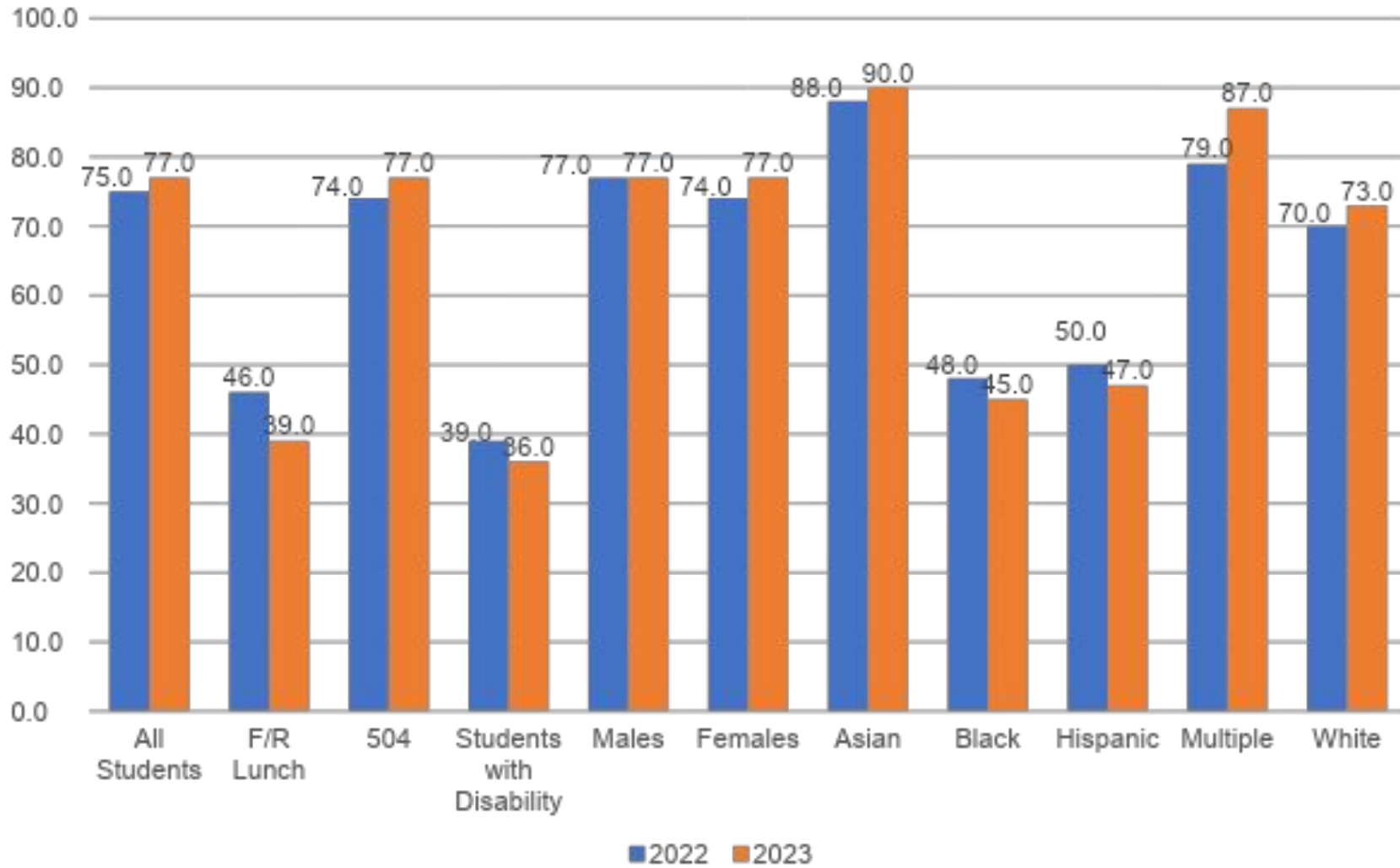
Note: Percentages may not total 100 due to rounding.



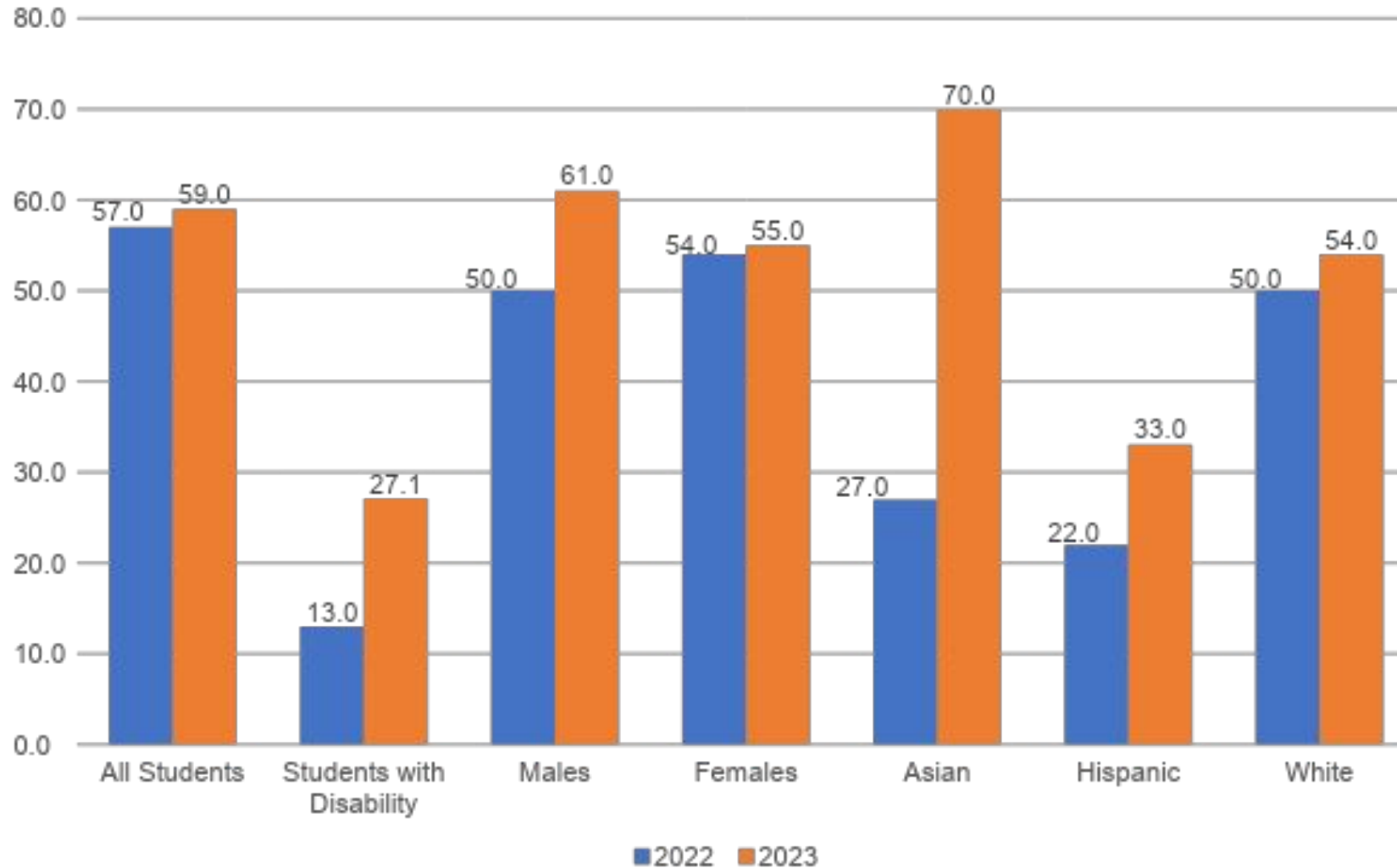
Comparison of Tenafly's Subgroup Spring 2022 and Spring 2023 NJSLA Administration English Language Arts - Combined All Grades Percentages Meeting & Exceeding Proficiency



Comparison of Tenafly's Subgroup Spring 2022 and Spring 2023 NJSLA Administration Mathematics - Combined All Grades Percentages Meeting & Exceeding Proficiency



Comparison of Tenafly's Subgroup Spring 2022 and Spring 2023 NJSLA Administration Science - Combined Grades 5,8,11 Percentages Meeting & Exceeding Proficiency





Notable Achievements



Elementary ELA

- Student achievement consistent with pre-Covid (2018-19) levels: +2%, -2%, and even in grades 3-5 respectively. *(First year of data on departmentalized gr 5)*
- Longitudinal growth among cohorts in grades 3-4 (+4%) and 4-5 (+3%) in ELA.
- Writing sub-score averages (grades 3-5), in both Conventions & Expression, increased 6% and 5% respectively. (Longitudinal growth among cohorts of 2-13%)



Analysis of Data... So What: Now What?



- Does the curriculum adequately address the standard?
- Are we using the board approved curriculum with fidelity?
- Are instructional resources aligned to the standards, do they require appropriate rigor, and do they engage learners?
- Is additional professional development needed to ensure the use of consistent, high quality instructional strategies?
- Are benchmark and classroom assessments successfully identifying students who are struggling to meet expectations?
- Are appropriate resources/technology available to support students – both those who are struggling and who are exceeding expectations?
- What additional resources are needed?
- Are there subgroups of students who are not meeting expectations?
- What other variables may be affecting student performance?



Intervention Strategies



ELEMENTARY

GENERAL

- Monitor student progress towards meeting grade-level New Jersey Student Learning Standards using standard benchmark assessments (LinkIt Benchmarks)
- New Jersey Learning Acceleration High-Impact Tutoring Program
- K-5 Report Cards and Rubric revisions to align standards-based report cards with revised ELA and Math NJSLS (for September 2024)
- Revamping of RTI through the I&RS process for the district K-12

ELA

- Universal screener (DIBELS) for all students in grades K-2 to support the identification of students who may be in need of intervention strategies.
- Implementation of systematic literacy coaching for all teachers K-5 focused on reading, writing, and assessment?

Math

- All teachers in grades 1 & 4 will receive professional development on teaching to the NJSLS by attending a series of workshops presented by Conquer Mathematics





Intervention Strategies



ELA

Additional nonfiction resources, including *The New York Times*

Expansion and replenishment of core texts and the expansion of supplemental texts, including diverse narratives and nonfiction.

NoRedInk Instruction 9-12 (including writing and grammar instruction)

Achieve3000

Middle School

23-24 school year will roll out a new benchmark plan for ELA and Math skills using iReady. iReady will give us more specific data about NJSLs and each student will have their own individual performance report. We will be able to use the performance reports for targeted instruction for special education, general education, and Title 1 programs.

Math

Grade 8 has adopted a new primary resource (Reveal) for instruction and assessment

SE subgroup - Teachers will be using benchmark assessment data to identify students early in the year and provide targeted support based on standards analysis





#TENAFLYSTRONG

Tenafly Public Schools

October 16, 2023