



# Quick Start Guide

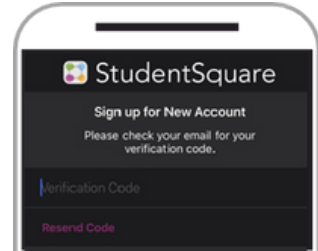
StudentSquare is a safe and secure tool for communication between educators and students in grades 5-12. Here's how to get started.

## INSTALL THE APP ON YOUR MOBILE DEVICE AND LOG IN

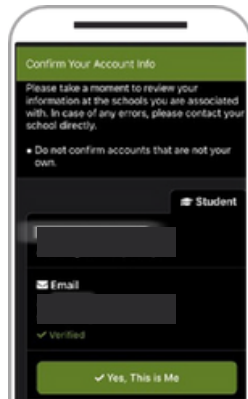
**1** Download the iPhone or Android mobile app.



**2** Log in with your school email address, then check your school email for the verification code.

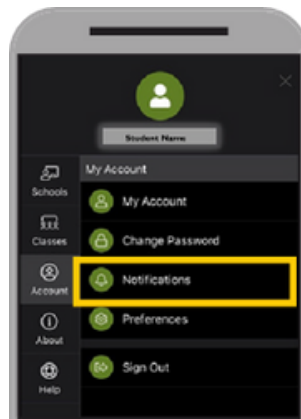


**3** Create a password and confirm your account.

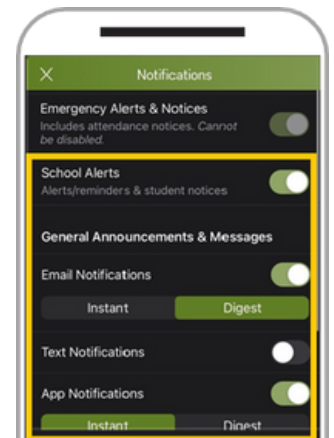


## SET YOUR NOTIFICATION PREFERENCES

**4** Tap the menu icon in the top-left corner. Then tap 'Account' and 'Notifications.'



**5** Select how and when you prefer to be notified.



### No smartphone?

Sign in to StudentSquare on the web using your student email address [mystudentsquare.com](http://mystudentsquare.com)

