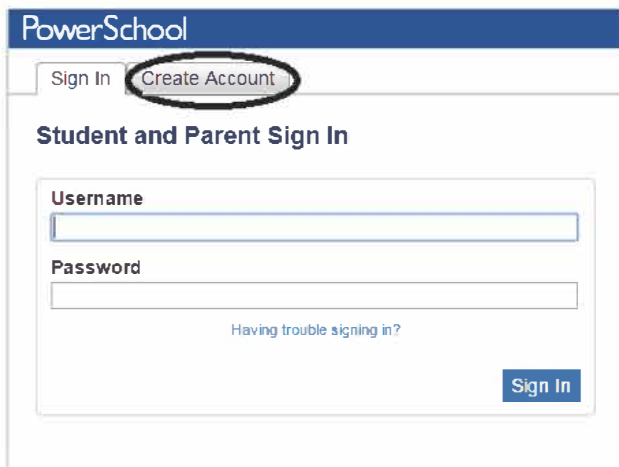


POWERSCHOOL Parent Portal Account Reference Sheet

<https://cecilcountysis.powerschool.com/public/>

Step 1

Create Account - All existing and new users must create an account.



PowerSchool

Sign In **Create Account**

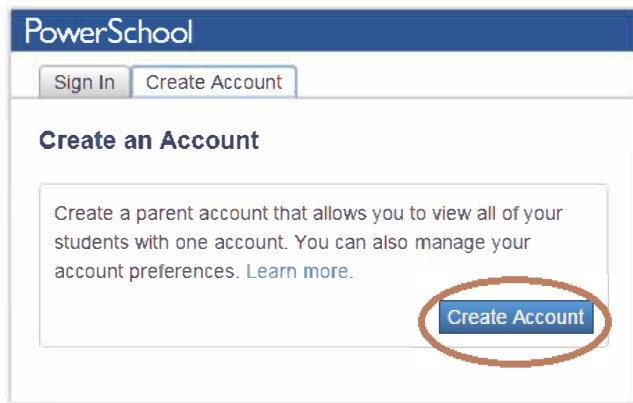
Student and Parent Sign In

Username

Password

[Having trouble signing in?](#)

Sign In



PowerSchool

Sign In Create Account

Create an Account

Create a parent account that allows you to view all of your students with one account. You can also manage your account preferences. [Learn more.](#)

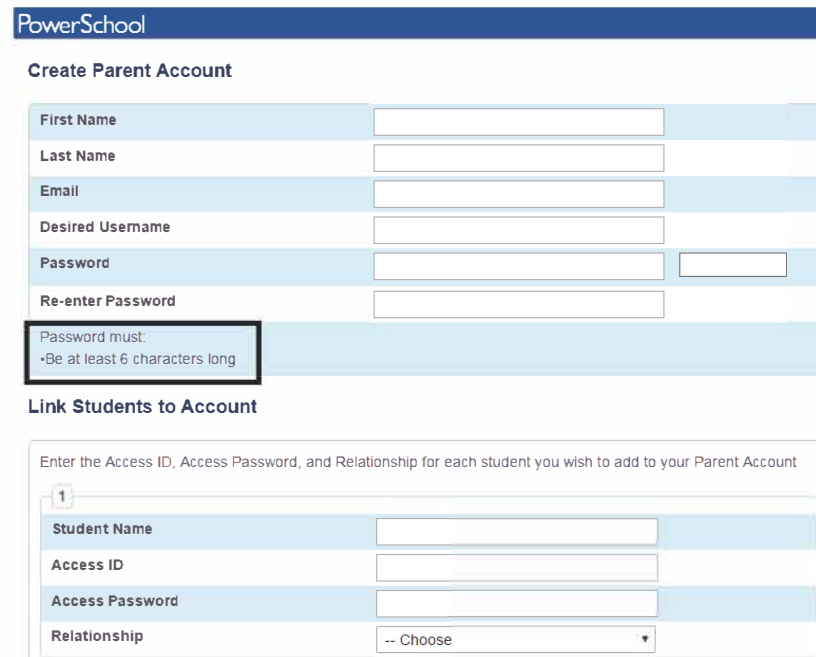
Create Account

Step 2

Complete all fields in the "Create Parent Account".

Step 3

Complete fields in "Link Students to Account". Parents can link up to 7 students on one account. (If you need to add more than 7, this can be done after you create an account.) The Access ID and Access Password are the same as the student ID and parent portal password from previous years. If you need a student ID and password, please contact your home school.



PowerSchool

Create Parent Account

First Name

Last Name

Email

Desired Username

Password

Re-enter Password

Password must:
-Be at least 6 characters long

Link Students to Account

Enter the Access ID, Access Password, and Relationship for each student you wish to add to your Parent Account

1

Student Name

Access ID

Access Password


Relationship -- Choose


After logging in with the new account, you will see all of the linked students in the menu bar.


PowerSchool


Gannon Rachal


Navigation


 Grades and Attendance


 Grade History


 Attendance History


 Email Notification


 Teacher Comments


 School Bulletin

 Class Registration

 My Calendars

 My Schedule

 School Information

 Account Preferences

Use the navigation bar to access different information from PowerSchool.

View account information and add additional students in the Account Preferences.

If you happen to forget your username and/or password, click on the "Having trouble signing in?" link on the Sign In page and you will be directed to the following page.

PowerSchool

Recover Account Sign In Information

[Forgot Password?](#)

[Forgot Username?](#)

To recover your account sign in information, provide the information below.

Username

Email Address

Enter

If you are experiencing sign in issues or have questions or comments about PowerSchool, please contact your school directly. For security reasons, Pearson employees are unable to assist with sign in, password, or other accessibility issues related to this school's PowerSchool systems. Thank you in advance for your understanding.

An email will be sent to you with the appropriate information regarding your account. The email will be sent to the address you set at the account creation.