

Q1	Q2	S1	Q3	Q4	S2	Absences		Tardies	
						S1	11-12	S1	11-12
A- 93	A 98	A- 95	--	--	--	4	4	3	3

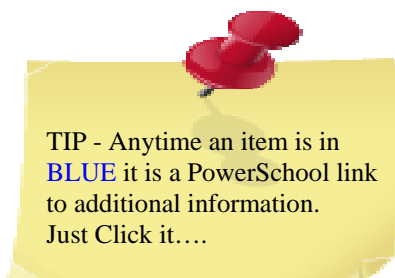
To view grade detail, click a grade in the term column.

To view attendance dates click on the Absences or Tardies number.

**Grade History** - Shows a breakdown of grades by grading period then subject.

To obtain more information about a specific grade, click on the grade and the Score Detail page appears.

Class Score detail page shows the assignments and grades for each grading period. This page also offers additional information about the class and assignments.



### Additional Resources

District 5 website - <http://www.lexrich5.org>  
Our Schools > Parent Portal

- ▶ **Parent Portal**
- » [Login Page](#)
- » [Frequently Asked Questions](#)
- » [Video](#)
- » [District 5 Guide](#)
- » [Pearson's Guide in Detail](#)

For additional questions or problems, please contact your school.

### Navigation Bar Icons



Grades and Attendance



Grade History



Attendance History



Email Notification



Class Registration



Demographic Change



Honor Roll



School Information



Account Preferences

**Grades and Attendance** – Click to view the student's Grades & Attendance for the current term.

**Grades History** – Click to view student's grades for previous terms.

**Attendance History** – Click to view Attendance History for the current term.

**Email Notification** – Click to set the e-mail notifications you can receive on a regular basis, or to request **not** to receive a printed interim report.

**Class Registration** – Click to register for classes and view course requests.  
**Class Registration will only be available during next year course requests scheduling periods**

**Demographic Change**—Click to view/update student's address and parental phone number information.  
**Only available at Beta Test Sites.**

**Honor Roll**—Click to check student's Honor Roll status

**School Information** – Click to view school address, phone number, fax number, Administrator's name and email address.

**Account Preferences** – Click to manage your Parent Portal account, change password, update login & email info.

## PowerSchool Parent Portal NEW Single Sign-On



Lexington-Richland  
School District Five  
[www.lexrich5.org](http://www.lexrich5.org)  
1020 Dutch Fork Road  
Irmo, SC 29063  
803-476-8000



*Pursuing Excellence for  
Tomorrow's Challenges*

# NEW Single Sign-On Feature

Parent Portal gives parents *access to real-time information* such as Attendance, Grades and detailed Assignments, Grade History, Email Options, Student Schedules, Honor Roll Information, Account Preferences, Class Registration and Demographic Changes.

The new **Single Sign-On** feature allows parents & guardians to create their own individual Access Account, maintain Account Information, link students to their account and set email preferences.

Instructions for Creating an Account, Linking your Students, Setting your Preferences and Navigating the Parent Portal

Internet address:

<https://powerschool1.lexrich5.org/public/>

To Create an Account:

Click on the Create Account Button

The Create Parent/Guardian Account page opens. Fill in all fields with appropriate information. Enter your first name, your last name, your unique email address, your desired user name, your desired password (must be unique and a minimum of 6 characters).

School/s will issue an Access ID and password for each student to parents/guardians who have legal parental rights.

PowerSchool

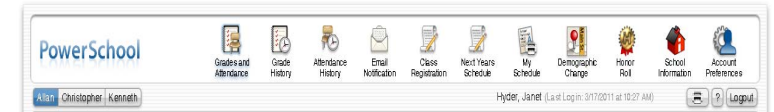
In the **Link Students to Account** section, fill in all information accordingly for each of your students. Include **Student's Name, Access ID (as supplied by your school), Access Password (as supplied by your school) and select your relationship with the student.** Click the **enter** button.

If there is an error in the input of information on the **Create Parent/Guardian Account** page, an error page will display, prompting for corrections. If all the data was entered correctly, a resulting **Congratulations!** message appears with the login screen. You may proceed to Login, using the User Name & Password you entered on the **Create Parent/Guardian Account** page.

Click the submit button

# POWERSCHOOL ICONS

Navigation Bar



PowerSchool

Click to return to the main menu.

Allan Christopher Kenneth

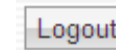
The first names of the students associated with your parent/guardian account. Click the name of the student for whom you want to view information.



Click to print the page you are viewing.



Click to view online help.



Click to log out of Parent Portal.

## Parent Portal Features

### Grades and Attendance

The Grades and Attendance page gives a quick overview of your student's information such as attendance detail for the previous two weeks, as well as quarterly grades and Absence/Tardy information.

Snap-shot of last 2 weeks attendance

Exp	Last Week					This Week								
	M	T	W	H	F	S	S	M	T	W	H	F	S	S
1(A)		A	A							SR	SR			

Current weighted  
Show dropped cl

Legend  
Attendance Codes: A=Absent | E=Entered | SR=School Related | T=Tardy |  
Citizenship Codes: H=Honorable | S=Satisfactory | N=Needs to improve | U=Unsatisfactory |