

OAK POINTE ELEMENTARY  
1 Riverbottom Road, Irmo, SC 29036  
803-476-4100

Dear OPES Families,  
Due to the recent school closure, there may be times when you need our assistance.

Please note the following:

- The best way to contact school personnel is via email. All teachers, support staff, and administrators will be checking email between the hours of 9 am and 1 pm on regular school days. You can expect a response within 24 hours.
- If you need IT support, please first contact your child's teacher. If he/she cannot resolve the issue, he/she will refer it to our Digital Integration Specialist, Andrea Rollison.
- All assignments will be reviewed upon return according to grade level standards. Students will have **5 days** once school resumes to submit all assignments. If you have any questions or your child needs assistance, please contact your child's teacher.
- Any D5 students needing meal assistance during the closure may pick up lunch daily from 11:30 am – 1:00 pm from the following schools: **HE Corley Elementary, Harbison West Elementary, Irmo High School, and Dutch Fork High School.** . Please note, to pick up meals, **you must have your children in the car with you.**

We sincerely appreciate our families and community support. We will continue to keep in touch and wish you and your families excellent health! Be safe, stay healthy, and keep reading!

Sincerely,

Principal

March 16, 2020

Dear Parents,

The third grade team wants to keep your students on track with their learning, while not creating stress or confusion. We have created choice boards for each subject area. These activities are a cumulative review from our school year so far. Your child should **complete one activity from each of the boards** for each missed school day. The materials for each choice board are located behind the board. Here are some guidelines to help:

- Teachers are available by email/Bloomz from 9-1 pm, Monday through Friday to receive any questions and provide guidance.
- Please allow 24 hours for responses to questions that may require consultation with administration.
- If you are unable to access the materials online, the front office will provide a hard copy if needed.
- **All work will be reviewed**, and is due completed within five days upon our return to school.
- Your child will need to document their completion of each activity on notebook paper.
- The students should write the title of the activity and the date at the top of their paper.
- Please contact Spectrum for free internet access during this time, if needed.
- There will be a cart of library books available for students to use in the OPES foyer.
- There is an assignment included about book clubs. This assignment should only be started after your student has kept up with the book club schedule and has finished his or her chapter book. Students in Mrs. Adams class can select a chapter book to read before beginning this project.
- AGP students can check with Mrs. Morris' google classroom for additional learning activities.
- The related areas team, media specialist, and our guidance counselor have provided activities that are included with the rest of the third grade materials.
- Login class codes for Epic! Books are as follows:
  - Morris- ctj3264
  - Whitford- qqt4854
  - Johnson- qhl5144
  - Adams- dcq3862
- For Clever (used for both edmentum and Brain Pop) students need to log in with their district five email account information.

Thank you for patience and communication. We appreciate everything you are doing to support your learner at home during this time.

Sincerely,

*Jamie Whitford Ashley Adams Melissa Johnson  
Teresa W. Morris*

## Social Sciences Choice Board- Select one activity per school day

<p><u>Natural Resources</u></p> <p>Read the passage about natural resources and complete the instructions at the bottom.</p>	<p><u>The Hunley</u></p> <p>Go to <a href="https://www.knowitall.org/video/hunley-palmetto-special">https://www.knowitall.org/video/hunley-palmetto-special</a> . Watch the video and write a paragraph about what you learned.</p>	<p><u>Civil War</u></p> <p>Login into clever with your google account. Go to Brainpop and search for Civil War. Watch the video and take the quiz. Record your answers on notebook paper.</p>	<p><u>Insulators and Conductors</u></p> <p>Go on a hunt for insulators and conductors in your home. Record at least 5 of each.</p>
<p><u>Food Chain Model</u></p> <p>Make a model of a food chain.</p>	<p><u>Animal Studies</u></p> <p>Read the passage about natural resources and complete the instructions at the bottom.</p>	<p><u>Fort Sumter Video</u></p> <p>Go to <a href="https://www.knowitall.org/video/fort-sumter-palmetto-special">https://www.knowitall.org/video/fort-sumter-palmetto-special</a> . Watch the video on Fort Sumter. Make a map of SC with a key and symbol for Fort Sumter and our capital city.</p>	<p><u>Food Chain Video</u></p> <p>Login into Clever with your google account. Go to Brainpop and search for Food Chains. Watch the video and take the quiz. Record your answers on notebook paper.</p>
<p><u>Why Bears Hibernate</u></p> <p>Watch the mystery science link below and record three facts.</p> <p><a href="https://mysteryscience.com/mini-lessons/bears?code=3ae267378807b2a36c806549a5324ccd">https://mysteryscience.com/mini-lessons/bears?code=3ae267378807b2a36c806549a5324ccd</a></p>	<p><u>Ecosystems</u></p> <p>Login into Clever with your google account. Go to Brainpop and search for Ecosystems. Watch the video and take the quiz. Record your answers on notebook paper.</p>	<p><u>George Washington Carver</u></p> <p>Read the passage about natural resources and complete the instructions at the bottom.</p>	<p><u>Soil Sample</u></p> <p>Collect a soil sample for your yard. Add to a jar of water, shake, and let it sit overnight. Does your soil contain more sand, clay, or humus? Record your observations.</p>
<p><u>Matter</u></p> <p>Take water through the 3 states of matter: solid, liquid, and gas. Record your measurements and observations used.</p>	<p><u>Leap Year</u></p> <p>Watch the mystery science link below and record three facts.</p> <p><a href="https://mysteryscience.com/mini-lessons/leap-year?code=3285747c274a7d2e288c7515e8582447">https://mysteryscience.com/mini-lessons/leap-year?code=3285747c274a7d2e288c7515e8582447</a></p>	<p><u>Fort Sumter</u></p> <p>Login on to Epic! Books. Read <i>Fort Sumter</i> by Joanne Mattern. Answer the questions at the end of then book on Page 30 under "Show What you Know" on notebook paper.</p>	<p><u>Traveling West</u></p> <p>Read the passage about natural resources and complete the instructions at the bottom.</p>

## Animal Studies

CCSSR1: Read closely to determine what the text says explicitly and to make logical inferences from it; cite specific textual evidence when writing or speaking to support conclusions drawn from the text.

Animals are wonderful. If you look closely at how they live you will find many surprises. It is hard to look closely at insects. They are very small. Many of them fly away when you come near. But if you have a chance to watch them you will find how they live. Watching animals is a job that scientists do. It is called making observations. They have learned a lot about animals.

Scientists learned about tiny animals. They have studied insects. They found that insects have tools. They use those tools to live. They learned about the sawfly. This is just one animal they have studied.

Imagine what the sawfly is like. It is a fly but not like many others. They call it the sawfly because it has a kind of saw. It's not a real saw. But it looks like one. And it works like one. It is part of the sawfly. The sawfly uses the saw to make places where the eggs will be safe. It saws at plants. So it makes a place where the eggs can go. Then the sawfly does something very special. It makes a sort of homemade glue that fastens them where they are laid. We are not sure how it does that. But if you can watch the sawfly you will see this happen.

Some insects have cutting instruments that work just like scissors. The poppy-bee is one of them. It is a bee that makes its home in wood. This bee has a boring tool, too. It uses the tool to bore into old wood. It looks like a tool that a carpenter uses. Carpenters make things out of wood. The poppy-bee makes its nest out of wood.

Scientists observe birds, too. They have seen birds use their bills to get what they need. Some birds use their bills to cut into wood. They have sharp bills. They can cut a hole in a tree. They drill the hole to get inside the tree where insects live. Then they eat them.

Every animal is amazing. Even dogs and cats can surprise you. The more you look at animals the more you will learn. Nature is full of surprises. Every part of every animal has a purpose. Scientists learn more about them every day. Nature is a wonderful part of our world. Scientists have studied nature and written books. They help us know more.

### EXPLAIN WHAT YOU LEARNED

1. Underline the most important information in each paragraph.
2. Write a short summary that tells what the passage explains. Include only the most important information.

*Start your summary this way:*

The main idea of the passage is \_\_\_\_\_.

Here is information that helps you understand that idea.

Then finish the summary. Include the information that helps explain the main idea.



## A Very Helpful Resource

CCSSR2: Figure out ideas when you read.

Natural gas is a really great resource. It helps people stay warm. It helps them cook. It helps many people in many ways.

To find natural gas, scientists study the land. They look for a kind of rock. That rock is where gas is under the ground. Then explorers dig holes to look for the gas. If they find it, the gas company drills deep holes. Then they put pipes into hole to get the gas. The pipes reach the gas. Then the gas goes in the pipes. It comes up from under ground. It is like the air. It is light. It travels up the pipes.

People used to make gas from coal and oil. That was messy. But they didn't have natural gas everywhere. Then they figured out how to get it from places where it was to places where people needed it. They invented the pipeline.

A pipeline is a very long pipe. It's made of many smaller pipes. They connect each pipe carefully. There are more than a million miles of natural gas pipelines in the United States today.

Outside the city, there is a place where the gas is pumped to homes. It's called the city gate. It's a place where workers measure the gas. They add smell to it so people can tell where it is. They send it into the city through smaller pipes called gas mains. Those are under the ground.

There are many miles of city gas pipes. To protect people in the city, there are shutoff points along the pipeline. The gas company can turn off the gas supply and fix it if there is a problem. The gas company is great. They keep us all warm and safe.

When gas gets to your home, it goes into a small pipe. Then your family has the power you need. Gas helps many people live much better. It is a great resource. It is the best resource we have. Everyone can use it. It helps people get warm. It helps people cook food. It helps in many ways.

Gas comes from under ground to the city. It travels a long way. People need it. It is a wonderful way to help people get energy. It is a great resource.

### Support the Main Idea

What is the main idea of this passage?

Underline five sentences in the passage that support that idea.

## **George Washington Carver**

George Washington Carver lived from 1864 to 1943. He spent much of his life helping farmers to use their land in better ways. His ideas have helped farmers in many countries around the world.

Carver was in charge of farm research at Tuskegee Institute, a college in Alabama. He taught students how to farm. He also worked with southern farmers on their land. In the southern part of the United States, most farmers had grown cotton for so many years that the soil had worn out. Carver showed them how to improve the land.

Carver said the farmers should plant peanuts. Peanuts would enrich the soil. Farmers asked who would buy so many peanuts if they planted them. Carver answered by finding more than 300 new ways to use peanuts. Farmers could feed the vines to farm animals. They could use the hulls for fertilizer. Carver even found a way to make paper from the peanut shells.

When Carver died, he left his money to help people to keep working on farm research. Today, people from many countries come to the George Washington Carver Foundation at Tuskegee Institute. There they learn better ways of farming. Why is this important to the world today?

### **Extended Response**

*What do you think this African American's most important legacy is?*

*Explain why you think that is the most important legacy. Use information from the passage and your own ideas in your extended response.*



## Traveling West

CCSSR1: Read closely to determine what the text says explicitly and to make logical inferences from it; cite specific textual evidence when writing or speaking to support conclusions drawn from the text.

CCSSR2: Determine **central ideas or themes** of a text and analyze their development; **summarize** the key supporting details and ideas.

Long ago, when people settled the United States, most people lived in the East. It was hard to travel west. There were no planes, trains, or automobiles. People traveled by wagon or boat.

In the 1840s, many people traveled far across the United States. They were traveling to the West. They were pioneers. They would settle in the western part of the country.

Getting to the west was very difficult. There were no roads. People traveled in groups. Each family would buy a covered wagon. That is a big wagon with a kind of tent on it.

Each family would pack the tools and supplies they needed to build a new home. They would have to fit all they took in their wagon. Then they would travel together. They made what was called a wagon train. It was a group of wagons all going the same way. They would meet with other families to plan their trip. They would choose a route.

When the families started the trip, they did not know each other. They met when the trip began. But they would spend more than a year together. So they got to know each other well. Sometimes they would borrow tools from each other. Sometimes they shared food. They had to travel in bad weather. It was a long trip.

It would take more than a year to reach the West. The families sometimes had babies along the way. The wagon train would stop for a few days to help the mother with the baby. Then they would keep going. They knew they had a long way to travel. They could not stay long.

When the wagon train got to the West, the families would settle there. They would build homes. They would start farms. They would build communities. Those communities would grow into towns and cities.

It was hard to get to the West in the pioneer days. Then people built roads. People built a railroad that crossed the United States. By 1900, there were many more people in the West. People came west by train. A trip that had taken months now took a few days. The railroad brought many changes.

### EXPLAIN WHAT YOU LEARNED


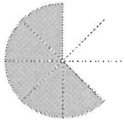

1. Underline the most important information in each paragraph.
2. Write a short summary that tells what the passage explains. Include only the most important information.

*Start your summary this way:*

The main idea of the passage is \_\_\_\_\_.  
Here is information that helps you understand that idea.

Then finish the summary. Include the information that helps explain the main idea.

## Math Choice Board-Select one activity per school day

<p><u>Problem of the day</u> <u>1</u> <b>What time is it?</b> <b>What time will it be in 30 minutes?</b></p> 	<p><u>Problem of the day</u> <u>2</u> <b>Take 5 groups of 7, Subtract 14, Add 22.</b>  <b>What's the number?</b>  <b>Work on Sunshine Math Day I</b></p>	<p><u>Problem of the day</u> <u>3</u>  The answer is 36 apples. Write the problem for this answer.</p>	<p><u>Edmentum</u> Login in to Edmentum for thirty minutes. Log your start and end time</p>
<p><u>Edmentum</u> Login in to Edmentum for thirty minutes. Log your start and end time</p>	<p><u>Angles</u> Walk around your house and make a table of angles you see- Acute, obtuse, and right</p>	<p><u>Quarter Flip</u> Make a tally chart to record the results of 20 quarter flips. Then, use this data to create a line plot.</p>	<p><u>Problem of the day</u> <u>4</u> <b>Jayden went to basketball practice at 5:15pm. Practice lasted 1 hour and 35 minutes. It took him 10 minutes to get home. What time did Jayden get home?</b>  <b>Work on Sunshine Math Day II</b></p>
<p><u>Problem of the day</u> <u>5</u> <b>What fraction of the circle is shaded blue?</b> <b>What fraction of the circle is not shaded?</b></p> 	<p><u>Yummy Fractions</u> Cook with a family member. Write down all of the fractions you had to measure.</p>	<p><u>Edmentum</u> Login in to Edmentum for thirty minutes. Log your start and end time</p>	<p><u>Problem of the day</u> <u>6</u> Which number doesn't belong and why?</p> 
<p>Play <u>Number Top It</u> with a family member</p>	<p>Play <u>Multiplication Top It</u></p>	<p><u>Problem of the day</u> <u>7</u> Find the difference:  405-296  Work on Sunshine Math Day III</p>	<p><u>Perimeter/Area</u>  Find the perimeter and area of your bedroom. Compare your room to another room in your house.</p>

# SUNSHINE MATH - 3

## Mars, I

Name: \_\_\_\_\_


(This shows my own thinking.)

- ★ 1. Ann was asked to find the number of marbles that were added to the other marble groups to get the total. Can you find the number?

$$3 \text{ marbles} + \underline{\hspace{1cm}} \text{ marbles} + 2 \text{ marbles} = 13 \text{ marbles.}$$

Answer: \_\_\_\_\_ marbles

- ★★ 2. Joe has 3 quarters, 1 dime and 2 nickels in his piggy bank. How much money does he have to spend in the candy store?



Answer: \_\_\_\_\_ cents

- ★★ 3. Tom is helping his sick neighbor by taking her dog for a walk every day, bringing her the mail, and doing other odd jobs. Mrs. Burns pays him \$7.50 a week for his help. How much will he earn in 4 weeks?

Answer: \_\_\_\_\_

- ★★★ 4. Find the pattern in these numbers and then continue the pattern by writing the next three numbers.

1   6   3   8   5   10   7   \_\_\_\_\_

- ★★★ 5. Robin gave her friend a puzzle like the one below. Solve the number puzzle yourself!

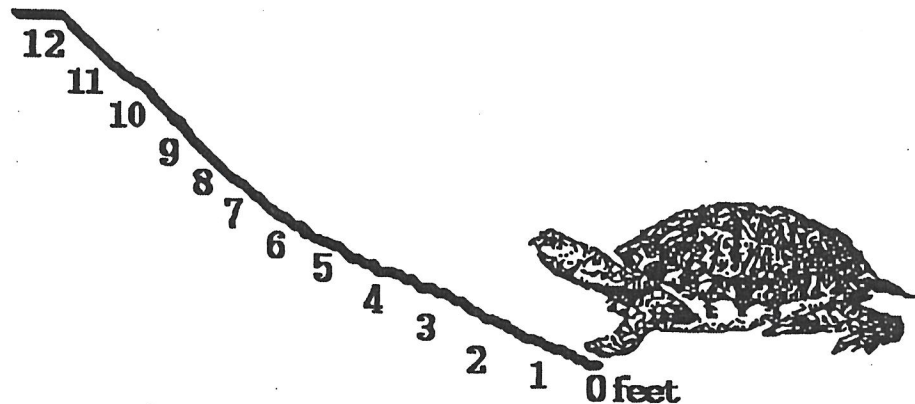
Find  $* + 11$  if you know that  $8 + * = 12$ .

Answer:  $* + 11 = \underline{\hspace{2cm}}$

- ★ 6. There was a line waiting for movie tickets. Sue realized that there were 6 people in front of her and 6 people behind her in the line. How many people were waiting in line for movie tickets?

Answer:            people

- ★★★★ 7. A turtle crawls up a 12 foot hill after a heavy rainstorm. The turtle crawls 4 feet, but when it stops to rest, it slides back  $1\frac{1}{2}$  feet. How many tries does the turtle make before it makes it up the hill?



Answer:            tries

- ★★ 8. Four classmates are to stand in order from tallest to shortest. Tom is taller than Sally. Sally is taller than Bob. Maria is taller than Bob but shorter than Sally. Using the clues, place the four friends in order from tallest to shortest.

Answer: Tallest                                             Shortest

# SUNSHINE MATH - 3

## Mars, II

Name: \_\_\_\_\_

(This shows my own thinking.)

- ★★★★ 1. Use the rule given. Write the missing numbers.

Rule: If  $x$  is a number in column A, then  $x - 7$  is beside it in column B.

A	B
14	
7	
24	
	1

- ★★ 2. One way to add numbers mentally is to add the tens together first, followed by the ones. For example, to find  $43 + 25$ , you might do this:

$$40 + 20 = 60$$

$$60 + 5 = 65$$

$$65 + 3 = 68$$

Practice these problems using this way to add. You will be asked to work a problem mentally when you turn in your paper.

$$47 + 22 = \quad 56 + 45 = \quad 43 + 27 = \quad 44 + 27 =$$


Answer for the later problem: \_\_\_\_\_

- ★★★ 3. Mrs. Buchanan's third grade class needs 150 paper napkins for a party. A small package of 50 napkins costs \$0.99. A large package of 150 napkins costs \$2.75. How much money would the class save by buying the large package of napkins?

Answer: \_\_\_\_\_

- ★★★ 4. Georgia is making a patio in the shape of a rectangle. The width of the patio is 10 feet. The perimeter is 50 feet. What is the length of the patio?

Answer: \_\_\_\_\_ feet



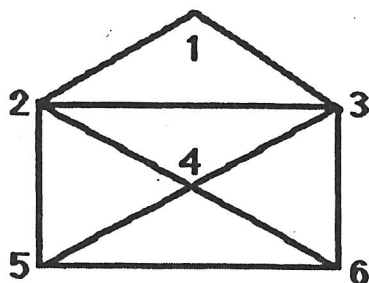
- ★ 5. At the baseball game, Brian saw a player hit a home run. About how far did the ball go? Circle the most reasonable answer.

a. 8 feet

b. 300 feet

c. 2,500 feet

- ★★★★ 6. Trace each line of this shape without lifting the pencil. You can cross a point several times, but do not retrace a whole line.

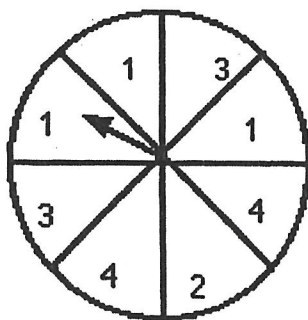


List your numbers in the order that you traced the figure: \_\_\_\_\_

- ★★ 7. Look at the spinner.

a. Which are you more likely to spin, a 2 or a 3? \_\_\_\_\_

b. Which is more likely, a 1 or a 4? \_\_\_\_\_



- ★★★ 8. On Monday 2 students went to the school store. On Tuesday, 4 students went, and on Wednesday, 8 students. If the pattern continues, how many students will go to the school store on Friday?

Answer: \_\_\_\_\_ students

# SUNSHINE MATH - 3

## Mars, III

Name: \_\_\_\_\_  
(This shows my own thinking.)

- ★ 1. Tom had 45 marbles. He gave some to Dan. He had 19 marbles left. How many marbles did he give to Dan?

Answer: \_\_\_\_\_ marbles

- ★★ 2. Ann gets up at 6:15 AM. It takes her 30 minutes to get ready for school, 10 minutes to eat breakfast, and 5 minutes to walk to the bus stop. At what time does she reach the bus stop?




Answer: \_\_\_\_\_ AM

- ★ 3. John is emptying tennis balls into a bin for a special sale to help his father. Each can holds 3 tennis balls. How many balls will be in the bin if he empties 7 cans?

Answer: \_\_\_\_\_ balls

- ★★ 4. Drew has \$2.00 to spend. He wants to buy a box of crayons and a bottle of paste. Use the posted prices below. Does Drew have enough money?  
Answer *yes* or *no*



\$1.25



\$ 0.79

Answer: \_\_\_\_\_

- ★★ 5. David had 1 bug in his insect collection on Monday, 3 bugs on Tuesday, 6 bugs on Wednesday, and 10 bugs on Thursday. If this pattern continues, how many bugs will he have in his collection on Saturday?

Answer: \_\_\_\_\_ bugs

- ★★★★ 6. Five basketball teams are playing in a tournament. The teams will play each other only one time. How many games will be played by the end of the tournament? (Hint: Draw a picture or make a list of the teams playing.)



Answer: \_\_\_\_\_ games

- ★★★ 7. What is the least number of coins that can be used to give a customer 42¢ in change? What are the coins?

Answer: \_\_\_\_\_ coins

List the coins: \_\_\_\_\_

- ★★★ 8. Find the missing digits in the following problems. Place your answers in the boxes.

$$\begin{array}{r} \text{A} \\ 2 \square \\ + \square 6 \\ \hline 69 \end{array}$$

$$\begin{array}{r} \text{B} \\ 54 \\ + 2\square \\ \hline \square 1 \end{array}$$

$$\begin{array}{r} \text{C} \\ 65 \\ + \square 3 \\ \hline 13\square \end{array}$$

## Games

### Addition Top-It

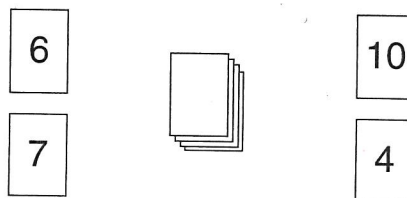
**Materials** □ number cards 0–10 (4 of each)

**Players** 2 to 4

#### Directions

1. Shuffle the cards. Place the deck number-side down on the playing surface.
2. Each player turns over two cards and calls out the sum of the numbers.
3. The player with the highest sum wins the round and takes all the cards.
4. In case of a tie for the highest sum, each tied player turns over two more cards and calls out the sum of the two cards. The player with the highest sum then takes all the cards from both plays.
5. The game ends when not enough cards are left for each player to have another turn.
6. The player who has the most cards wins.

**EXAMPLE** Ann turns over a 6 and a 7. She calls out 13. Joe turns over a 10 and a 4. He calls out 14. Joe has the higher sum. He takes all 4 cards.



## Multiplication Top-It

**Materials**   ☐ number cards 0–10 (4 of each)

**Players**   2 to 4

### Directions

1. Shuffle the cards. Place the deck number-side down on the playing surface.
2. Each player turns over two cards and calls out the product of the numbers.
3. The player with the highest product wins the round and takes all the cards.
4. Play ends when not enough cards are left for each player to have another turn.
5. The player with the most cards wins.

In case of a tie for the highest product, each tied player turns over two more cards and calls out their product. The player with the highest product then takes all the cards from both plays.

**EXAMPLE**   Ann turns over a 6 and a 2.  
She calls out 12.

Beth turns over a 6 and a 0. She calls out 0.

Joe turns over a 10 and a 4. He calls out 40.

Joe has the highest product. He takes all 6 cards.



## Reading and Writing Choice Board Select one activity per school day

<u>Edmentum</u> Login in to Edmentum for thirty minutes. Log your start and end time	<u>Theme Paragraphs</u> Read each paragraph and select the theme for the paragraph.	<u>Text Feature Hunt</u> Read a nonfiction book. Create a list of all the nonfiction text features you see. You can use Epic! books as a resource.	<u>Alien in my Cereal</u> Read the poem and answer the questions.
<u>Book Club</u> Read your book club book for 30 min Or Work for 30 minutes on the slideshow project.	<u>Edmentum</u> Login in to Edmentum for thirty minutes. Log your start and end time	<u>Forest Princess</u> Read the fiction passage and answer the questions.	<u>Read Aloud</u> Read a picture book to a family member.
<u>Read Aloud</u> Read a picture book to a family member.	<u>Black Bears and Grizzly Bears</u> Read the informational text and answer the questions.	<u>Book Club</u> Read your book club book for 30 min Or Work for 30 minutes on the slideshow project.	<u>Edmentum</u> Login in to Edmentum for thirty minutes. Log your start and end time
<u>Memory Story</u> Write a narrative about something you did outside during our break. Make sure to use correct punctuation and spelling.	<u>Book Club</u> Read your book club book for 30 min Or Work for 30 minutes on the slideshow project.	<u>Figurative Language/Non-Literal Language</u> Write and illustrate an example of personification, idiom, and hyperbole.	<u>Read Aloud</u> Read a picture book to a family pet or stuffed animal.

1.

## Question

Eleanor invited the new girl Jessica over to play. When Jessica arrived, she didn't bother to wipe her shoes. She got mud all over Eleanor's white bedroom carpet and didn't even say sorry. Then, she hopped onto Eleanor's bed and took out a cherry juice box. When cherry juice dripped onto Eleanor's tan comforter, Jessica just shrugged. Later, when Jessica was eating some Cheetos, she wiped the orange powder on her fingers onto Eleanor's pillowcase. When Jessica left, Eleanor called all of her friends to tell them what had happened. Jessica was never invited to play at any of their houses again.

What is the theme of this passage?

- A. Jessica should have been less messy if she wanted to make friends.
- B. Don't eat when you're over at a friend's house.
- C. You should always respect other people's property.

Support your evidence  
with writing.

2.

## Question

Derek's mother and father were billionaires. Derek always got everything that he wanted. When Derek was three, his parents paid the cast of Sesame Street to come to his birthday party. In fifth grade, when Derek wanted to win the Science Fair, his parents paid a tutor to create an award-winning project. In tenth grade, when Derek wanted to be the best soccer player, his parents paid for David Beckham to privately train him. By the time Derek was an adult, he was bored and struggled to find anything meaningful to do. None of the things that he could buy with his money made him happy anymore.

What is the theme of this passage?

- A. Derek is unhappy because he always got everything he ever wanted as a child.
- B. Money can't buy happiness.
- C. You should save your money to buy things later in life.

Support your evidence  
with writing.

3.

## Question

Liza's book report was due tomorrow. Her teacher had given the class an entire month to complete it. Many of Liza's friends were already finished, but Liza hadn't even started hers yet. When she got home, she saw a note from her dad that read, "Surprise! We're all going to the hockey game tonight. Your homework must be done first." Liza loved hockey and couldn't believe her bad luck. She'd never get her book report done before the game. Later, when her family left for the game, Liza had to stay home to finish her book report. She vowed to herself that next time she would be sure to start it sooner.

What is the theme of this passage?

- A. Don't put things off until the last minute.
- B. Everybody has to deal with bad luck at one time or another.
- C. Liza didn't get to go to the hockey game because she had to finish her report.

Support your evidence  
with writing.

4.

## Question

"You must clean your room before your baseball game," Stephen's mom stated. Stephen hated cleaning his room. Because he wanted to get it over with as quickly as possible, he threw all of his clothes and toys into a huge pile in his closet and closed the door. "Done!" Stephen exclaimed. Right before it was time to leave for the game, Stephen's mother went into Stephen's room to get his uniform out of the closet. All of his clothes and toys came tumbling out. "Stephen!" she shouted. "If you'd cleaned your room properly in the first place, you wouldn't have to stay home and clean it all over again."

What is the theme of this passage?

- A. Children should keep their rooms clean at all times.
- B. It's better to do things correctly the first time.
- C. Stephen should have listened to his mother the first time.

Support your evidence  
with writing.

5.

## Question

When Darcy was eighteen, she wanted to dance on Broadway. When she went to her first audition, she was told that she would never get a job as a dancer because she didn't have the proper technique. Darcy didn't let this stop her. In fact, she became even more determined. For the next few months, Darcy took every dance lesson that she could attend in New York in order to keep improving her technique. She studied from the best teachers and danced everyday, even when she was exhausted. A year later, Darcy signed a contract to dance in her first Broadway show.

What is the theme of this passage?

- A. Determination is the key to success.
- B. Don't let someone else's negative comments get you down.
- C. Take lots of dance classes if you want to dance on Broadway.

Support your evidence  
with writing.

6.

## Question

Anthony and his classmates decided to play basketball at recess. During the game, Anthony wanted to prove that he was the best player of all. Every time Anthony got the ball, he dribbled it all around the court until he could shoot and make the basket. He never even looked to see if anyone else on his team was open. He just ignored his teammates when they yelled, "Pass!" Because Anthony scored a lot of points for his team during that game, he figured that everyone would want him to be on their team from now on. The next day, Anthony stood there as everyone around him got chosen first.

What is the theme of this passage?

- A. People will be jealous of you if you're the best.
- B. Players should always pass the ball to their teammates.
- C. Don't be greedy.

Support your evidence  
with writing.

# Alien in My Cereal

Mom and Dad, I cannot eat my cereal. There is an alien in the bowl.  
It's hiding in the milk, backstroking like a pro.  
I can see it very clearly, and it really isn't right.  
An alien should not ever be in plain sight.

I cannot finish my breakfast, it is for the best.  
Until this beast has been captured, I really cannot rest.  
How dare this creature crash my cereal? It is not polite.  
I won't give up so easily, not without a fight.

Do you think I should try and save him? Maybe he cannot swim.  
Of course, there is a chance he's on vacation. In that case good for him.  
Still, it is my breakfast he has taken, and I cannot allow that.  
Drowning or swimming, it does not matter, I still must set a trap.

The cereal will have to go. I'll dump it in the trash.  
The alien will tumble out with a milky splash.  
I'll take him then and there, and alert the men in charge.  
An alien cannot roam our country free and at large.

I cannot eat my cereal. It would not be right.  
Maybe I should have a donut, just one little bite.

Name: \_\_\_\_\_

Date: \_\_\_\_\_

## Alien in My Cereal

### Comprehension Questions

1. How does the boy feel about having an alien in his cereal?

---

---

2. What are some ways the boy wants to get the alien out of his cereal?

---

---

3. How did the boy finally solve his problem?

---

---

# The Forest Princess

I held tight to the rock, not wanting to risk losing it when I had come so close. It was all that I had to bargain with. Even then, the old woman warned, it might not be enough.

“The flower elves are not always kind and can be rather smug. Do not lose the rock, for it proves your identity,” she said right before abandoning me at the forest entrance.

I was terrified to be alone in the forest. They said it was enchanted, locked with a dark magic that was meant to keep strangers out. I was not a stranger. Hadn't I been born here? Yet the forest was strange to me. My mother would die if I didn't get a healing flower, and I was the only one who could convince the queen to listen.

I had taken only a few steps when I was stopped by an army of giant ants.

“We do the bidding of the Elfin Queen and she demands to know why you have come,” said one with a spear attached to its side.

“Tell the queen her granddaughter has returned.” I bowed my head as the old lady had instructed and held out the rock that proved my ancestry.

The army bowed in unison. The princess was home.

Name: \_\_\_\_\_

Date: \_\_\_\_\_

# **The Forest Princess**

## **Comprehension Questions**

1. Why did the girl need to hold onto the rock and be careful not to lose it?

---

---

2. What made the girl so afraid of going into the forest alone?

---

---

3. Who was the girl's grandmother?

---

---

# Black Bears and Grizzly Bears – What's the Difference?

Some people cannot tell the difference between a black bear and grizzly. It is common to mistake one for the other if you are not familiar with the species.

Size is not the best way to tell what sort of bear you are looking at. It is thought that grizzlies are much larger than black bears. That is not always the case. Male grizzlies are the largest weighing in at 500 pounds, but females can be much smaller at 350 pounds. Black bears are usually smaller but can weigh as much as 400 pounds.

Color is not the best way to tell them apart, either. Despite their name not all black bears are black. They come in different colors including a light blond. Grizzly bears range in color from blonde to black.

The easiest way to tell the bears apart is to look at their body shape and facial features. A grizzly has a stoop to its shoulders that black bears do not. They also have short, rounded ears and a dent from their eyes to their noses. Black bears have a straight line from their eyes to their noses. Their ears are longer and pointed.

Name: \_\_\_\_\_

Date: \_\_\_\_\_

## **Black Bears and Grizzly Bears Comprehension Questions**

1. How are black bears and grizzly bears similar?

---

---

2. How are black bears and grizzly bears different?

---

---

3. Why is it so difficult to tell black bears and grizzly bears apart?

---

---

## Enrichment Choice Board- Select one activity per school day


<p style="text-align: center;"><u>Puzzle</u></p> <p>Do a puzzle.</p>	<p style="text-align: center;"><u>Board Game</u></p> <p>Play a board game with your family. Record who played, and what was the outcome.</p>	<p style="text-align: center;"><u>Breakout Edu</u></p> <p>Go to the link below and complete Barry's Base-10 Bash.  <a href="https://platform.breakoutedu.com/game/play/barry-s-base-ten-bash-127522-4HUQG2VZBD">https://platform.breakoutedu.com/game/play/barry-s-base-ten-bash-127522-4HUQG2VZBD</a></p>	<p style="text-align: center;"><u>Creating a Game</u></p> <p>Create a board game with your family.</p>
<p style="text-align: center;"><u>Time Keeper</u></p> <p>Keep a time record of how you spent one whole day. Use an analog clock to determine start and end times for each activity.</p>	<p style="text-align: center;"><u>Rube Goldberg</u></p> <p>Develop a <u>Rube Goldberg</u>. Take a video and send it to your teacher's email.</p>	<p style="text-align: center;"><u>Board Game</u></p> <p>Play a board game with your family. Record who played, and what was the outcome.</p>	<p style="text-align: center;"><u>Trash Art</u></p> <p>Use recycled materials to construct a new beautiful piece of art.</p>
<p style="text-align: center;"><u>Board Game</u></p> <p>Play a board game with your family. Record who played, and what was the outcome.</p>	<p style="text-align: center;"><u>Create a Card Game</u></p> <p>Make a new card game using a regular deck of cards.</p>	<p style="text-align: center;"><u>Paper Airplane</u></p> <p>Construct a paper airplane. Fly it five times, and measure the distance it flies.</p>	<p style="text-align: center;"><u>Quadrilateral City</u></p> <p>Complete Quadrilateral City. Find the direction in your packet.</p>

# TOWN SQUARE REDESIGN PROJECT

DRAW A MAP, CREATE A GUIDE BOOK, PRESENT AT THE TOWN HALL MEETING



# Quadrilateral City





# Quadrilateral City welcomes you!

Quadrilateral City is a place where everything from buildings and roads to houses and parks are built using only quadrilaterals. The citizens of Quadrilateral City recently passed a bond to fund the renovation of their town square. The city's Mayor heard about your expertise in all things quadrilateral and decided to hire you as the lead architect for this redesign project.



# town square project details

Before breaking ground at the project site, the mayor has requested you draw an aerial-view map of your proposed design and present the map, along with a Guide To Town Square at the next town hall meeting. The citizens of Quadrilateral City agreed these features must be included in their new town square:

- |                     |             |             |
|---------------------|-------------|-------------|
| • Two-way streets   | • City Hall | • Hotel     |
| • Four restaurants  | • Library   | • Sidewalks |
| • Four retail shops | • Theatre   | • Park      |

In addition to these requested features, the citizens would like to see at least one of each type of quadrilateral so their unique town identity has a presence throughout the town square.

# map Design Checklist

1

Sketch a rough draft map that includes all requested town square features and quadrilaterals on plain white 11"x17" paper.

2

Use your rough draft sketch as a guide to create a final draft. Redraw each feature from your design on grid paper so the lines of each quadrilateral are straight.

3

Cut out each of your final draft features and arrange them on a fresh piece of 11"x17" white paper.

4

When you have everything perfectly positioned, glue your features to your final draft.

5

Label all buildings & spaces on your map.

6

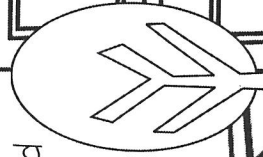
Add color and plants and other details to your map.

## INCLUDE THESE FEATURES:

- A centrally-located park
- Four restaurants
- Four retail shops
- City Hall
- Library
- Theatre
- Hotel
- Sidewalks
- Two-way streets

## INCLUDE AT LEAST ONE OF EACH:

- Parallelogram
- Rectangle
- Square
- Trapezoid
- Kite
- Rhombus



# Related Arts

## Music Resources

- Pre-K, Kindergarten, 1st and 2nd Grade - Week 1

Students have studied sound exploration through percussion instruments and sounds in the world around them. Music can be created out of anything. Find 5 household items that can be used as a percussion instrument; 2 items that shake, 2 items that you can hit, and 1 item that you can scrape. Play them in the living room. Which one is the loudest? Softest? Why do you think that?

- Pre-K, Kindergarten, 1st and 2nd Grade - Week 2

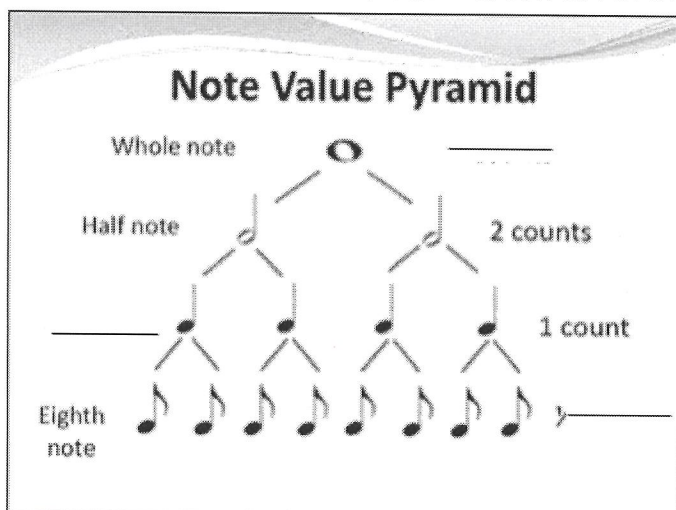
Now that we have found percussion instruments in our house, go explore the instruments around your house. Choose two of your found instruments and play them in these areas - Bathroom, bedroom, kitchen, closet and outside. Which space made the loudest sound? Softest sound? Do the sounds make a longer or shorter sound than the first week? Why do you think these instruments sound this way in these spaces?

- 3rd and 4th Grade Lines and Spaces - Week 1 Note Reading

Using the Treble Clef Line Notes (E, G, B, D, F) create two sentences using this order. Example: **Every Good Boy Does Fine.**

- 1.
- 2.

- 3rd and 4th Grade Note Value - Week 2. Fill in the blanks.



- 5th Grade Chorus Homework Week 1 - Interview a family member older than you and ask them their favorite song. Write 4 sentences about their response, with one of the sentences being about why they love this song and/or style of music.
- 5th Grade Chorus Homework Week 2 - Listen to your family member's songs from Week 1 and share your experience about listening to the song. Do you feel that their experience with the song affected how you personally felt when listening to this song?
- 5th Grade Bucket Band - Listen to the following songs if you are able and drum along for concert preparation; Pompeii by Bastille, Giant (slow version) by Ragnbone man, La Bamba.
- 5th Grade Strings
  - Practice for 15 minutes a day
  - Practice with their best posture and bow hold.
  - Practice songs 64, 98, and 119-124 in their book
  - Practice the song for their next playing test. The students should know what song they are on for the playing tests. The students all work at different speeds so they are working on different songs for their tests. Please email me if I can help clarify anything or can help with communicating this at all.

Mr. Hollister - [phollist@lexrich5.org](mailto:phollist@lexrich5.org)

Mrs. Session - [ansession@lexrich5.org](mailto:ansession@lexrich5.org)

Mr. Lewis (Strings) - [jglewis@lexrich5.org](mailto:jglewis@lexrich5.org)

### Spanish Resources from Mr. Rojas and Mrs Campbell

#### K-5 (Week One)

Students in grades K-5 have studied colors and can review them during this time. Students can conduct a color scavenger hunt at home. They can find objects in the house that are certain colors. Once the item is found, say the vocabulary word with the matching color. The colors are as follows: Rojo- Red, Azul - Blue, Blanco - White, Amarillo- Yellow, Verde- Green, Rosado - Pink, Morado- Purple, Cafe - Brown, Negro- Black, Anaranjado- Orange

#### (Week Two)

Students can conduct a color inventory. Students can list the favorite colors of family members in a chart. Please see the example below:

Colors	Azul	Verde	Rosado	Morado	Anaranjado
Family Members	Mom Dad	Mom	Mom Dad Brother	Sister Grandma Grandpa	Mom Dad

**Lesson Extension for Grades (3-5):** Students in grades 3-5 please answer and ask the question to family members. The relation of each family member to the student may also be written in Spanish on the chart. Mom-Mamá, Dad-Papá, Hermano-Brother, Hermana-Sister, Abuelo-Grandpa, Abuela-Grandma

¿Cuál es tu color favorito? (What is your favorite color?)

Mi color favorito es \_\_\_\_\_. (My favorite color is \_\_\_\_\_.)

There are also online games students can play on the [www.onlinefreespanish.com](http://www.onlinefreespanish.com) website.

### **Visual Art Lessons from Ms. Floyd and Mrs. Mullaney**

#### **Grades 4K-2**

##### **Review, Week 1**

We have been learning about how to use shapes to make animals, objects and people. Practice using shapes to draw your favorite animals, a portrait of yourself or family member and color it with markers, crayons, colored pencils (or whatever you have at home).

##### **Review, Week 2**

Now, try your skills at using lines, colors, shapes, patterns and textures to create imaginary animals and people. Combine characteristics of several animals into one special new animal that you create. Draw your animal in detail and color it. On the back of your paper, write the name of your animal and describe it (Grades 1-2).

#### **Grades 3-5. Sculpture and Drawing**

##### **Review, Week 1**

We have recently completed sculpture and drawing units. Using some paper from a notebook, magazine, construction paper or computer paper, cut out symmetrical shapes. Color them with crayons or markers or colored pencils, then bend and fold them into forms. Use glue or tape to hold them together in an interesting form. Look at your sculpture from many angles. What do you think it represents?

##### **Review, Week 2**

If you have playdough or modeling clay, practice building sculptures techniques we have learned in class. Make a pinch pot, a slab bowl and a bowl with coils. Which method is the easiest for you? Which is the hardest? If you have Legos or wooden blocks, try building an interesting machine with block forms. On a sheet of notebook paper, write a paragraph about your creation.

**Please have these 2 artworks available in your packets when you return to school!**

Any questions should be emailed to Mrs. Floyd @ [wfloyd@lexrich5.org](mailto:wfloyd@lexrich5.org) or Mrs. Mullaney @ [amullane@lexrich5.org](mailto:amullane@lexrich5.org)

## Websites for fun

PBS Kids

<https://pbskids.org/games/coloring/>

National Gallery of Art, NGAKids Art Zone

<https://www.nga.gov/education/kids.html>

Smithsonian Museum Fun Stuff for Kids online

<https://www.si.edu/kids>

Nick Junior "Free Draw"

<http://www.nickjr.com/nick-jr-originals/games/nick-jr-free-draw/>

Street Art

<https://www.tate.org.uk/kids/games-quizzes/street-art>

## PE

	Monday	Tuesday	Wednesday	Thursday	Friday
<b>Parent Signature:</b>  _____	Ride your bike for 20 minutes	ABC Push-ups 7 Leg lifts 20 Mountain climbers	5 Push-ups 10 Sit-ups 20 Step-ups 1 min. of Stretching	2. I did _____ Push-ups without stopping. I did _____ Sit-ups in 1 minute.	10 squats 10 curl ups 20 Jumping Jacks 1 min. of Stretching
<b>Student signature:</b>  _____	Be sure to wear a helmet	1 min. Bicycle kicks	1 min. bicycle kicks	Repeat 6 times	Repeat 5 times
<b>Classroom teacher:</b>  _____	10 crunches 20 Agility Jumps 5 Superman's 1 Song Dance <i>Play any song &amp; dance to it for the entire song.</i>	Ride your bike for 20 minutes  Be sure to wear a helmet	Create a healthy snack 5min of Stretching	6 Push-ups 7 Superman's 20 Step-ups 10 jumping jacks 1 min. stretching 1 Song Dance	20 Step-ups 15 jumping jacks 1 min-Run in place 1 min plank 5 pushups 5 Burpees
	Repeat 2 times			Repeat 2 times	Repeat 5 times

Sign up for Sworkit and use them as a resource to recommend follow along workouts for kids.

They have free workouts for anyone to use after signing up.

Online workouts from Youtube

For example check out Fitnessblenders Youtube Channel

Kids Workouts is Glenn Higgins Fitness

OPEN Phys Ed has an "Active Home Resources Area" for activities to complete at home

Funny Skit Video: How can we stay active with no students at school

Create your own follow along dance or workout video for students to follow along to

Start a Podcast and allow students to collaborate

# Mrs. Metts

To My Sweet Oak Pointe Friends,

We were expecting to spend a regular Monday together at school and now we are finding ourselves at home instead. We all feel a little unsure of what our time at home will be like and it is totally normal to be a little bit uncomfortable about that. I am sure that the loved ones who care for you have shared that all of us staying home is best for our whole community. We know that being a PAL means that we look out for others as well as ourselves and that is what we will need to do the next couple of weeks.

Please take this extra time at home to do some things that your normally busier schedule doesn't allow you to do. I am including a list of ideas in my folder so keep reading! My hope is that we can all use this time to learn in different ways about our world and about ourselves.

I will certainly miss seeing your faces every day but will look forward to the time we are together again. If you have any questions for me, have a story to tell or just want to say hello, I can be reached at [jnmetts@lexrich5.org](mailto:jnmetts@lexrich5.org). Parents please do not hesitate to contact me if I can be of help to your child. I will be checking email during the week and will write you back as soon as I can.

With Much Love,

Mrs. Metts  
School Counselor

## Guidance Work Assignment

### Section 1 Being a PAL at Home

1. What are three things I can do to show my Personal Best at home?
2. How can I show Acceptance for my family at home?
3. Name five things you have done this week that show you are Living Responsibly
4. What are some ways that it is easier to be a PAL at home?  
What are some ways it is harder?

#### Project Ideas

Make your own barrel bucks for your family and hand them out for PAL Behaviors!

Make a list of things to accomplish this week - what do you want to try, learn about or learn to do. Maybe you can sort through some old toys or organize your room!

Make a chore chart for yourself to practice Living Responsibly at home

Think about what you can do this week to help others in your house.  
Make a list of all the things that you did to help others!!

## Section 2: I'm A Pretty Cool Me!

1. What are five things that I really like about myself?
2. How would my parents describe me? My teachers? My friends?
3. What are three things that I am really good at?
4. What is something that is pretty hard for me?
5. These are my best subjects at school:
6. This is a sport or activity that I am really good at:
7. Somethings I could see myself doing when I am older are:

### Project Ideas

Make a poster or collage of words and pictures that represent who you are and what you are like.

Draw a picture of what you might look like in the future

Make a timeline of your life so far and add future dates and goals

Like

Embed

0

3

# Reading & Learning Beyond the Walls

Where Oak Pointe reads & learns online everyday!

## Reading - an online experience!

Books can entertain and share new knowledge with its readers. Here are few websites for both...research & reading.



### Storyline Online

Click on the [Storyline Online](#) website to enjoy books read to you by movie stars!



### DISCUS & Tumblebooks Library for Kids

Click [here](#) to read online books, games and videos for kids of ALL ages. Ask Media center staff for login information.



### Grandma Annii's Storytime

[Grandma Annii's Storytime](#), a Youtube Channel, has over 40 stories that will make any child smile today.

### Angela Durham

Angela is using Smore newsletters to spread the word online.

Get email updates from **Angela**:

[Follow Angela Durham](#)


[Contact Angela Durham](#)

## Pebble Go -Extending our nonfiction knowledge

Learn more about famous people, science, our world and animals. Login and read to discover with games and activities.



For Older Students...




### Welcome to Mrs. P's story corner!

Classic stories are [here](#) and ready to be enjoyed by older students.



### Kids Learn out Loud

More books to download onto your favorite device from the [Kids Learn out Loud/Librivox](#) website for kids.



### Richland Public Library



Your favorite Ebooks and audiobooks are just few clicks away! Read the instructions and see the choices available [here](#).

## Time for E-Learning with Mrs. Cook!

Here are some awesome websites to continue learning while we are away from school!


#### \*\*Edmentum Access:

To access Edmentum from home go to the OPES website, click on the resources tab, click on Edmentum Student Login. Once the window opens students can enter their Gmail account information and click next to enter their password.




### ABCyA

Educational games for grades PreK through 6 that will keep kids engaged and having fun. Topics include math, reading, typing, just-for-fun logic games.





### Starfall


At **Starfall**, children have fun while they learn - specializing in reading, phonics & math - educational games, movies, books, songs, and more for children K-3.



### Code.org

[Code.org](#) is for all grade levels and students. Pre-reader Express (2019) Learn the basics of computer science and internet safety. At the end of the course, create your very own game or story you can share.





### CoolMath Games

Practice your math skills and have fun at the same time.

### Free Typing Game

Play **Free typing games**, typing lessons and typing tests online. 30 keyboarding lessons including homerow. Have fun competing against others worldwide.

### Be Internet Awesome

For third, fourth and fifth grade students. Be Internet Awesome with Google! Explore the Interland and learn how to be a better digital citizen.



### Connect with Angela Durham

Angela is using Smore newsletters to spread the word online.

[Follow Angela Durham](#)

[Contact Angela Durham](#)

Aa Aa Aa

High Contrast Mode

Design beautiful online newsletters and publish instantly.

The days of posting a newsletter around the neighborhood are over. Smore helps you create amazing pages that you'd be proud to share.

[Try it now](#)