

# Home Learning Packet

## First Grade



OAK POINTE ELEMENTARY  
1 Riverbottom Road, Irmo, SC 29036  
803-476-4100

Dear OPES Families,  
Due to the recent school closure, there may be times when you need our assistance.

Please note the following:

- The best way to contact school personnel is via email. All teachers, support staff, and administrators will be checking email between the hours of 9 am and 1 pm on regular school days. You can expect a response within 24 hours.
- If you need IT support, please first contact your child's teacher. If he/she cannot resolve the issue, he/she will refer it to our Digital Integration Specialist, Andrea Rollison.
- All assignments will be reviewed upon return according to grade level standards. Students will have **5 days** once school resumes to submit all assignments. If you have any questions or your child needs assistance, please contact your child's teacher.
- Any D5 students needing meal assistance during the closure may pick up lunch daily from 11:30 am – 1:00 pm from the following schools: **HE Corley Elementary, Harbison West Elementary, Irmo High School, and Dutch Fork High School.** . Please note, to pick up meals, **you must have your children in the car with you.**

We sincerely appreciate our families and community support. We will continue to keep in touch and wish you and your families excellent health! Be safe, stay healthy, and keep reading!

Sincerely,

A handwritten signature in black ink, appearing to read "Kristin Spence Smith". The signature is written in a cursive, flowing style.

Principal

# Daily Agenda

1. Raz-Kids: Login and read at least 2 books on your level and answer the questions. Daily reports will be sent to the teacher.

[www.kidsa-z.com](http://www.kidsa-z.com)

Enter teacher's user name:

Kgagliardi4

Agayle1

Tsmiley1

Cjoannides3

2. Do the daily lessons in the packet.
3. Read independently for 20 minutes and record it on the reading log.
4. When the work is completed, parents need to sign and date the attached sheet.

\*Work should be done Monday-Friday, and not all completed on the same day. Please spread the lessons out throughout the 2 weeks. Office hours are held for teachers from 9:00-1:00 pm weekdays. Teachers will check email throughout this time and have 24 hours to respond. Please email and ask if you have any questions about the work in the packet.

\*\*Educational resources for your reference:

<https://www.smores.com/8zyt1>

**Signature Page**

**Student's Name** \_\_\_\_\_

Please sign and date as your first grader completes the work for each day.

Day 1	
Day 2	
Day 3	
Day 4	
Day 5	
Day 6	
Day 7	
Day 8	
Day 9	
Day 10	
Day 11*	
Day 12*	
Day 13*	
Day 14*	
Day 15*	

\* if needed

# Independent Reading Log

Book Title and Author	Time in minutes

Book Title and Author	Time in minutes



# DAY ONE

TALLY MARKS	BASE TENS
<b>27</b>	
EXPANDED FORM	WORDS

There are 12 boys in Mrs. Honey's first grade class. There are 4 less girls than boys. How many children are in Mrs. Honey's class?

Picture
Number Model

Correct the Sentence


win cn wi Go 2 da zoo!

Sort the words

marsh      shell  
church     wash  
champ      chop  
shoe        shake

SH	CH

Write a personal narrative. Tell about a time you felt surprised.



---

---

---

---

---

---

---



# DAY TWO

Justin and Zach are best friends. They play together every day after school. Their favorite thing to do is ride skateboards!

On Tuesday, Justin forgot his elbow pads, but they rode skateboards anyway. Justin fell! His arm was bleeding and hurt very badly!

Illustrate the story

What should Zach do next?

- laugh at Justin.
- get help from an adult
- tell Justin to try again

Justin forgot his\_\_\_\_\_.

---


---

---

Write an opinion piece about:

Should it be the law that all kids wear elbow pads, knee pads and helmets when riding bikes or skateboards? Why or why not?

Write a review of your favorite store or restaurant.



My review of

---

---

---

---

---

---

---

---

---

# DAY THREE

dog

see

shine

rain

screen

saw

house

sun

light

bow

Use the words in the cloud to make 6 different compound words.

\_\_\_\_\_

\_\_\_\_\_

\_\_\_\_\_

\_\_\_\_\_

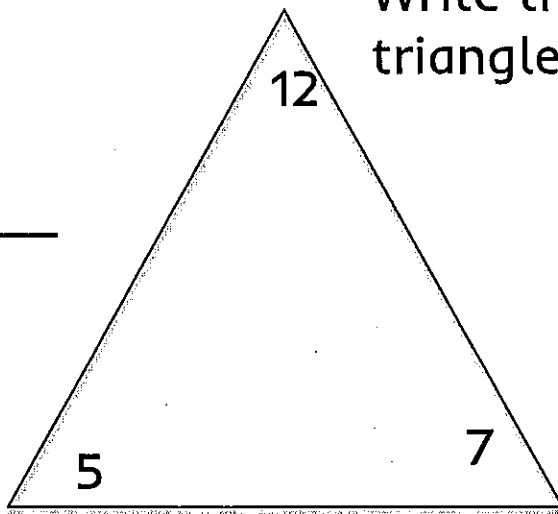
\_\_\_\_\_

\_\_\_\_\_

$6 = \underline{\quad} + \underline{\quad}$

$7 + \underline{\quad} = 10$

$4 + 9 = \underline{\quad}$



Write the fact family for the triangle.


$\underline{\quad} = \underline{\quad} + \underline{\quad}$

$\underline{\quad} + \underline{\quad} = \underline{\quad}$

$\underline{\quad} - \underline{\quad} = \underline{\quad}$

$\underline{\quad} = \underline{\quad} - \underline{\quad}$

# Write a how-to of how to make your favorite snack.



---

---

---


---

---

---

---

---



---

---

---


---

---

---

---

---



---

---

---

---

---

---

---

---

# DAY FOUR

$6+6=$  \_\_\_\_\_

$18-6=$  \_\_\_\_\_

$17=6+$  \_\_\_\_\_

$4+13=$  \_\_\_\_\_

$20-7=$  \_\_\_\_\_

$12=20-$  \_\_\_\_\_

$9+5+$  \_\_\_\_\_

$6-4=$  \_\_\_\_\_

$6=7-$  \_\_\_\_\_

Write 1 beside the shortest line, 2 beside the next shortest, and 3 beside the longest line.

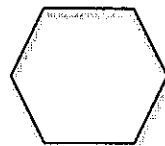
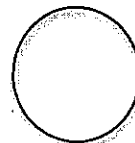
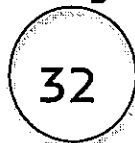
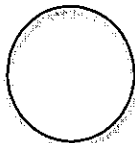



We found 15 shamrocks. We lost nine of them. How many are left?


The leprechaun found 5 gold coins this morning and 11 gold coins this afternoon. How many did he find in all?

There were some coins in the pot. Then 8 more were added. Now there are 15. How many were there to start?

Skip Count and fill in the missing numbers



# FREE WRITE!

A large, empty rounded rectangular box with a black border, intended for free writing.

---

---

---

---

---

---

---

# DAY FIVE

Read and answer the questions.

Plants have parts that are have very important jobs. A plant's roots help hold the plant firmly in the soil and soak up water and food for the plant. A plant's stem holds the plant up straight. Did you know that a tree's stem is called a trunk?

Plants have leaves to soak in the sunlight so it can grow. In the fall, the leaves of the plant begin to change colors. The flower of the plant is the home of the seeds. Seeds are how plants reproduce! You need seeds to grow new plants!

We eat some plants, like vegetables and fruits. All plants are useful to us because they make oxygen for us to breathe.

What would be a good title for this story?

---

---

---

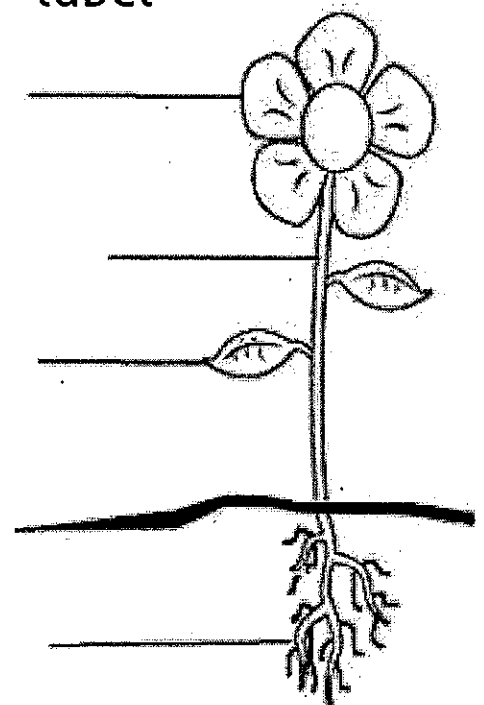
What is an example of a plant that we eat?

- carrot
- cheese
- bread


A tree's trunk is it's \_\_\_\_\_

- flower
- roots
- stem

label



Would you rather swim in a pool of pudding or  
ski down a mountain of cheese? Why?



---

---

---

---

---

---

---



# DAY SIX


Sort the words

ship      this  
shirt     shape  
think     that  
share     bath

sh	th

How many ways can you name 16?

10 less		10 more
	25	
	32	
	78	
	21	
	95	



Jodi has 5 dimes and 3 pennies. Draw and label the coins Jodi has. How much money does Jodi have total?

Write a letter to the principal convincing them that your class deserves longer recess.

---

---

---

---

---

---

---

---

---

# DAY SEVEN

What's the value?



- 25¢
- 10¢



- 5¢
- 25¢

Name the coin



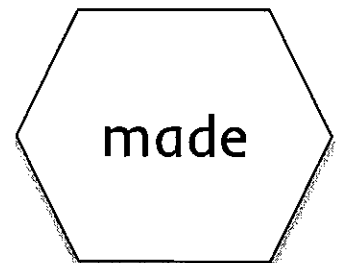
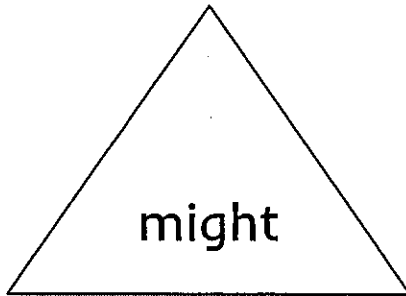
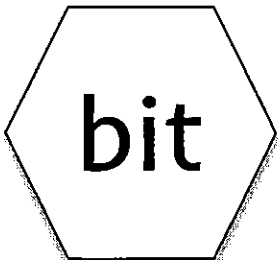
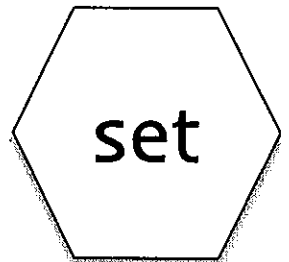
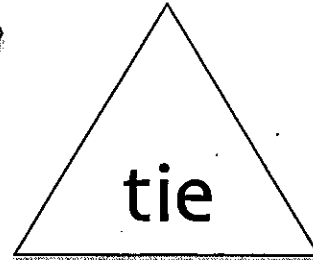
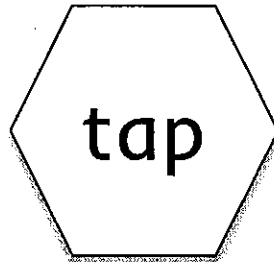
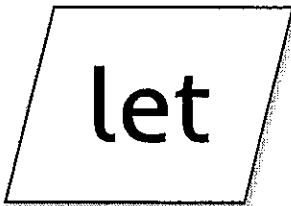
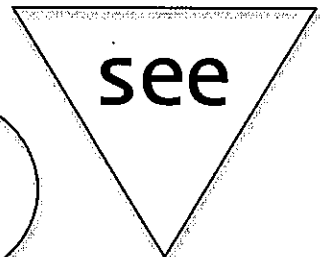

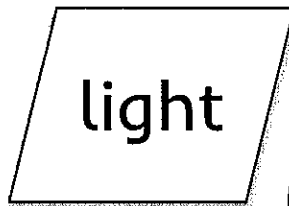
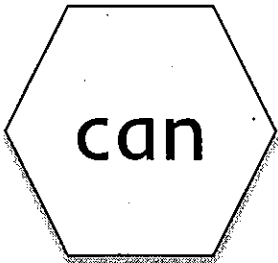
\_\_\_\_\_

Color by Code:

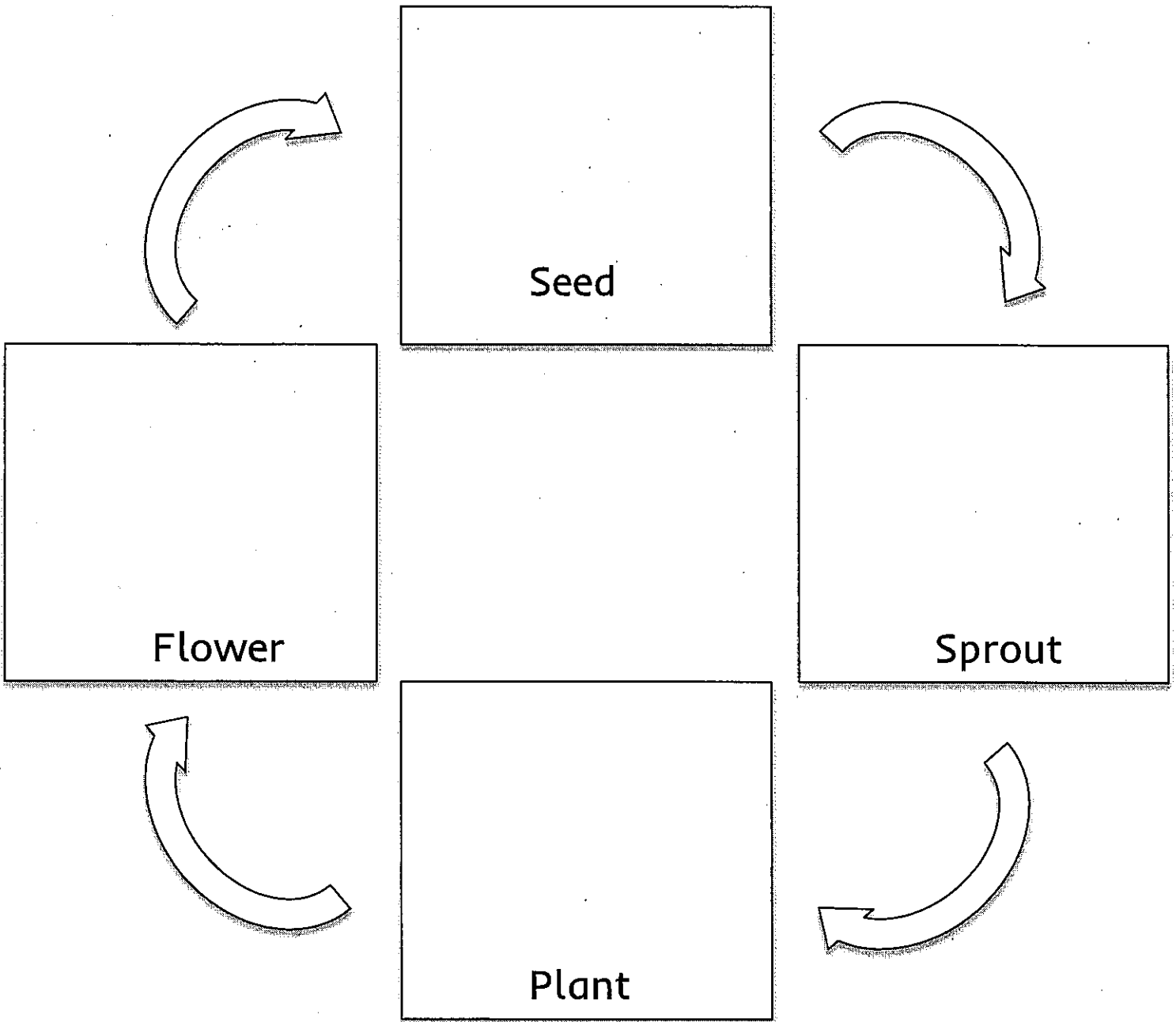
long a – blue  
short e – red

short a – green  
long i – purple

long e – yellow  
short i – orange



Draw and write the life cycle of a plant.



---

---

---

---

# DAY EIGHT

Sara and Betty were packing for a vacation. They were going on a trip to the beach! Sara packed a purple bathing suit and Betty packed a yellow one. Sara packed the sunscreen and Betty packed the snacks. They were ready to go!

What would be a good title for this story?

---

---

What color is Betty's bathing suit?

---

---

What is one thing they did not pack but will probably need?


---

---

Draw a picture that matches the story.

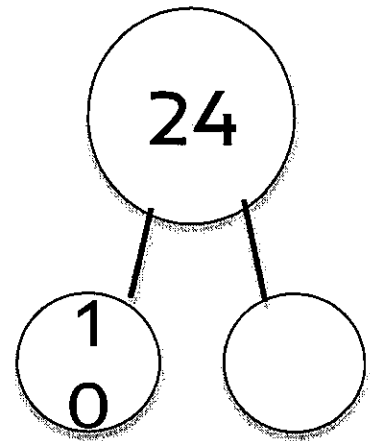
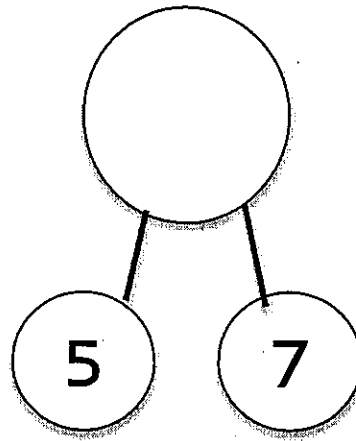

Find the r-controlled vowel words. Color them the correct color and make a list.

ar words	er words	ir words	or words	ur words
red	orange	yellow	green	blue



# DAY NINE

Finish the Number Bonds



Use the code, then add.

<b>25</b>	<b>31</b>	<b>23</b>	<b>14</b>	<b>24</b>	<b>13</b>	<b>42</b>	<b>13</b>	<b>33</b>	<b>54</b>


→ <b>25</b> → <b>14</b> <hr/> <b>39</b>	→ → <hr/>	→ → <hr/>	→ → <hr/>
→ → <hr/>	→ → <hr/>	→ → <hr/>	→ → <hr/>

Add -s or -es to make the word plural.

1 box 2 \_\_\_\_\_

1 banana 2 \_\_\_\_\_

Write a story about finding a lucky coin.



---

---

---

---

---

---

---










# DAY TEN

Sort the words

Singular (one)	Plural (more than one)

fox cars books people child bowl shoe students  
TV school toys lego blocks bears pencils slime

							Total
_____	_____	_____	_____	_____	_____	_____	_____¢

Write a complete sentence about lunch.

---

---


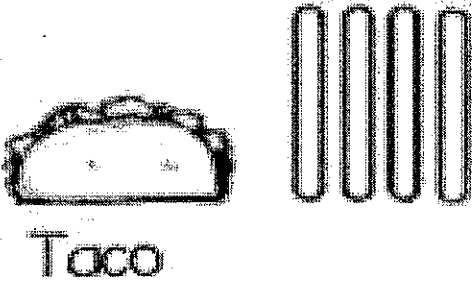
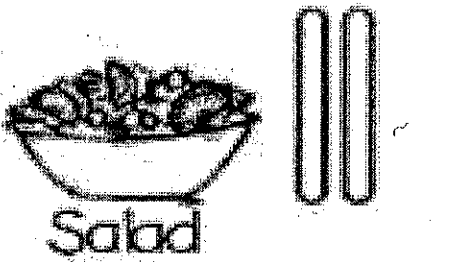
---

Choose the correct end mark.


Have you ever been to Disney World . ? !

Mrs. Day asked 14 students what their favorite food to eat at lunch was. She got these answers:

Fill in the graph.



## My Favorite Food



Salad Taco Chicken pizza

## **CoronaVirus Information for Parents**

Child Mind Institute -

[Talking to Kids About the Coronavirus](#)

National Association of School Psychologists

[Talking to Children About COVID-19 \(Coronavirus\)](#)

## **CoronaVirus Information for Parents and Children**

NPR CoronaVirus Comic and Video for Parents and Kids

[https://www.npr.org/sections/goatsandsoda/2020/02/28/809580453/just-for-kids-a-comic-exploring-the-new-coronavirus?ck\\_subscriber\\_id=599606696](https://www.npr.org/sections/goatsandsoda/2020/02/28/809580453/just-for-kids-a-comic-exploring-the-new-coronavirus?ck_subscriber_id=599606696)

## **Mindfulness Resources for The Whole Family**

**Deep Breathing and Body Relaxation Videos**

**Square Breathing**

**[KIDS MEDITATION - SQUARE BREATHING \(Focus & Calm\)](#)**

**Take 5 Breathing**

**[Take 5 Breathing: A Breathing Exercise for Kids](#)**

**Deep Breathing and Body Relaxation**

**[3 Minutes Belly Breathing For Relaxation - Mindfulness For Children | Calmer Classrooms](#)**

**Body Relaxation**

**[3 Minutes Body Scan Meditation - Mindfulness For Kids And Adults](#)**

## Music Resources

- Pre-K, Kindergarten, 1st and 2nd Grade - Week 1

Students have studied sound exploration through percussion instruments and sounds in the world around them. Music can be created out of anything. Find 5 household items that can be used as a percussion instrument; 2 items that shake, 2 items that you can hit, and 1 item that you can scrape. Play them in the living room. Which one is the loudest? Softest? Why do you think that?

- Pre-K, Kindergarten, 1st and 2nd Grade - Week 2

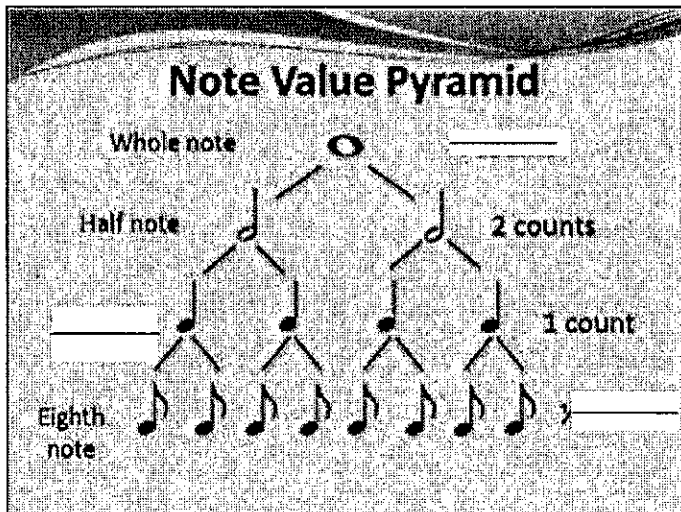
Now that we have found percussion instruments in our house, go explore the instruments around your house. Choose two of your found instruments and play them in these areas - Bathroom, bedroom, kitchen, closet and outside. Which space made the loudest sound? Softest sound? Do the sounds make a longer or shorter sound than the first week? Why do you think these instruments sound this way in these spaces?

- 3rd and 4th Grade Lines and Spaces - Week 1 Note Reading

Using the Treble Clef Line Notes (E, G, B, D, F) create two sentences using this order. Example: Every Good Boy Does Fine.

- 1.
- 2.

- 3rd and 4th Grade Note Value - Week 2. Fill in the blanks.



- 5th Grade Chorus Homework Week 1 - Interview a family member older than you and ask them their favorite song. Write 4 sentences about their response, with one of the sentences being about why they love this song and/or style of music.
- 5th Grade Chorus Homework Week 2 - Listen to your family member's songs from Week 1 and share your experience about listening to the song. Do you feel that their experience with the song affected how you personally felt when listening to this song?
  
- 5th Grade Bucket Band - Listen to the following songs if you are able and drum along for concert preparation: Pompeii by Bastille, Giant (slow version) by Ragnbone man, La Bamba.
  
- 5th Grade Strings
  - Practice for 15 minutes a day
  - Practice with their best posture and bow hold.
  - Practice songs 64, 98, and 119-124 in their book
  - Practice the song for their next playing test. The students should know what song they are on for the playing tests. The students all work at different speeds so they are working on different songs for their tests. Please email me if I can help clarify anything or can help with communicating this at all.

Mr. Hollister - [phollist@lexrich5.org](mailto:phollist@lexrich5.org)

Mrs. Session - [ansession@lexrich5.org](mailto:ansession@lexrich5.org)

Mr. Lewis (Strings) - [jglewis@lexrich5.org](mailto:jglewis@lexrich5.org)

### Spanish Resources from Mr. Rojas and Mrs Campbell

#### K-5 (Week One)

Students in grades K-5 have studied colors and can review them during this time. Students can conduct a color scavenger hunt at home. They can find objects in the house that are certain colors. Once the item is found, say the vocabulary word with the matching color. The colors are as follows: Rojo- Red, Azul - Blue, Blanco - White, Amarillo- Yellow, Verde- Green, Rosado - Pink, Morado- Purple, Cafe - Brown, Negro- Black, Anaranjado- Orange

#### (Week Two)

Students can conduct a color inventory. Students can list the favorite colors of family members in a chart. Please see the example below:

Colors	Azul	Verde	Rosado	Morado	Anaranjado
Family Members	Mom Dad	Mom	Mom Dad Brother	Sister Grandma Grandpa	Mom Dad

**Lesson Extension for Grades (3-5):** Students in grades 3-5 please answer and ask the question to family members. The relation of each family member to the student may also be written in Spanish on the chart. Mom-Mamá, Dad-Papá, Hermano-Brother, Hermana-Sister, Abuelo-Grandpa, Abuela-Grandma

¿Cuál es tu color favorito? (What is your favorite color?)

Mi color favorito es \_\_\_\_\_. (My favorite color is \_\_\_\_\_.)

There are also online games students can play on the [www.onlinefreespanish.com](http://www.onlinefreespanish.com) website.

### Visual Art Lessons from Ms. Floyd and Mrs. Mullaney

#### Grades 4K-2

##### **Review, Week 1**

We have been learning about how to use shapes to make animals, objects and people. Practice using shapes to draw your favorite animals, a portrait of yourself or family member and color it with markers, crayons, colored pencils (or whatever you have at home).

##### **Review, Week 2**

Now, try your skills at using lines, colors, shapes, patterns and textures to create imaginary animals and people. Combine characteristics of several animals into one special new animal that you create. Draw your animal in detail and color it. On the back of your paper, write the name of your animal and describe it (Grades 1-2).

#### Grades 3-5. Sculpture and Drawing

##### **Review, Week 1**

We have recently completed sculpture and drawing units. Using some paper from a notebook, magazine, construction paper or computer paper, cut out symmetrical shapes. Color them with crayons or markers or colored pencils, then bend and fold them into forms. Use glue or tape to hold them together in an interesting form. Look at your sculpture from many angles. What do you think it represents?

##### **Review, Week 2**

If you have playdough or modeling clay, practice building sculptures techniques we have learned in class. Make a pinch pot, a slab bowl and a bowl with coils. Which method is the easiest for you? Which is the hardest? If you have Legos or wooden blocks, try building an interesting machine with block forms. On a sheet of notebook paper, write a paragraph about your creation.

**Please have these 2 artworks available in your packets when you return to school!**

Any questions should be emailed to Mrs. Floyd @ [wfloyd@lexrich5.org](mailto:wfloyd@lexrich5.org) or Mrs. Mullaney @ [amullane@lexrich5.org](mailto:amullane@lexrich5.org)

**Websites for fun**

PBS Kids

<https://pbskids.org/games/coloring/>

National Gallery of Art, NGAkids Art Zone

<https://www.nga.gov/education/kids.html>

Smithsonian Museum Fun Stuff for Kids online

<https://www.si.edu/kids>

Nick Junior "Free Draw"

<http://www.nickjr.com/nick-jr-originals/games/nick-jr-free-draw/>

Street Art

<https://www.tate.org.uk/kids/games-quizzes/street-art>

**PE**

	Monday	Tuesday	Wednesday	Thursday	Friday
<b>Parent Signature:</b> _____ -	Ride your bike for 20 minutes  Be sure to wear a helmet	ABC Push-ups 7 Leg lifts 20 Mountain climbers 1 min. Bicycle kicks	5 Push-ups 10 Sit-ups 20 Step-ups 1 min. of Stretching 1 min. bicycle kicks	2. I did _____ Push-ups without stopping. I did _____ Sit-ups in 1 minute.	10 squats 10 curl ups 20 Jumping Jacks 1 min. of Stretching
<b>Student signature:</b> _____ -		Repeat 3 times	Repeat 4times	Repeat 6 times	Repeat 5 times
<b>Classroom teacher:</b> _____ -	10 crunches 20 Agility Jumps 5Superman's 1 Song Dance <i>Play any song &amp; dance to it for the entire song.</i>  Repeat 2 times	Ride your bike for 20 minutes  Be sure to wear a helmet	Create a healthy snack 5min of Stretching	6 Push-ups 7 Superman's 20 Step-ups 10 jumping jacks 1 min. stretching 1 Song Dance  Repeat 2 times	20 Step-ups 15 jumping jacks 1 min-Run in place 1 min plank 5 pushups 5 Burpees  Repeat 5 times

Sign up for Sworkit and use them as a resource to recommend follow along workouts for kids.

They have free workouts for anyone to use after signing up.

Online workouts from Youtube

For example check out Fitnessblenders Youtube Channel

Kids Workouts is Glenn Higgins Fitness

OPEN Phys Ed has an "Active Home Resources Area" for activities to complete at home

Funny Skit Video: How can we stay active with no students at school

Create your own follow along dance or workout video for students to follow along to

Start a Podcast and allow students to collaborate



