




March Learning Mat: Week 3

Move-Your-Fingers Monday	Tap-N-Count Tuesday	Whip-Up-A-Web Wednesday	Think-It-Out Thursday	Fast-N-Fluent Friday
Today you will be moving those fingers as you write numbers 1-20. Write your numbers counting down from 20. Draw dots under each number to show that number.	Today you will be working on your one-to-one counting. That means you will need to tap each item as you count it out. Guardian: Ask your child to draw 6 dots and 5 dots. Have them tell you which one is more (6) and which one is less (5). Ask how many less?	Today you will be making an "Addition" web. Draw three circles. In one circle, draw 3 pictures. In another circle, draw 4 pictures. In the final circle, draw both together. (7) 	Today you will work on a number of the day. Guardian: Tell your child their number for today is 12. Have your child show 3 different ways to represent this number. Examples could include a picture of 12 things, a number line, a tens frame, the word, etc.	Today you will work fast and fluently. Have your child count to 100 but start at the number 55.

Move-Your-Fingers Monday	Tap-N-Clap Tuesday	Whip-Up-A-Web Wednesday	Think-It-Out Thursday	Fast-N-Fluent Friday
Today you will work on drawing and writing a story. Have your child think about their story. Then have them draw a picture and label it. Have your child write a beginning, middle, and end to the story.	Today you will be working on listening for the ending sound. Stretch out the following words and then identify the ending sound: hill (l) cot (t) men (n) red (d)	Today you will be creating a web for the word family "ig." Write the letters "ig" in the middle of your page and draw lines coming from the middle. On each line, draw a picture for an additional word that belongs in the word family (pig, rig, dig, etc.).	Today you will work on responding to text. Guardian: Read a book to your child. Then ask them one or more of the questions about the book. Who are the characters? Where did the story happen (the setting)? What was the problem?	Today you will work on snap word fluency. Use flash cards or a list to have your child read their snap words. Have them tap each word with their reading finger as they read it.



Directions: Work to earn 10 gold coins in your pot. Each day you complete a task, add on a coin! You can do it!

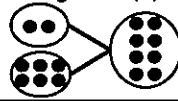


Three-In-A-Row Board


Count aloud 1-100.	What starts with an "r"?	Finish this: I am ____.
Draw a map of your room?	What is the ending sound: bed, rid, lad?	What is your favorite story?
Make an AABB pattern.	Read this word: white.	Count by 10's to 100.

March Learning Mat: Week 4


Move-Your-Fingers Monday	Tap-N-Count Tuesday	Whip-Up-A-Web Wednesday	Think-It-Out Thursday	Fast-N-Fluent Friday
Today you will be moving those fingers as you write numbers 1-20. Write your numbers counting down from 20. Draw dots under each number to show that number.	Today you will be working on your one-to-one counting. That means you will need to tap each item as you count it out. Guardian: Ask your child to draw 8 dots and 9 dots. Have them tell you which one is more (9) and which one is less (8). Ask how many less?	Today you will be making an "Addition" web. Draw three circles. In one circle, draw 2 pictures. In another circle, draw 6 pictures. In the final circle, draw both together. (8)	Today you will work on a number of the day. Guardian: Tell your child their number for today is 15. Have your child show 3 different ways to represent this number. Examples could include a picture of 15 things, a number line, a tens frame, the word, etc.	Today you will work fast and fluently. Have your child count to 100 but start at the number 12.



Move-Your-Fingers Monday	Tap-N-Clap Tuesday	Whip-Up-A-Web Wednesday	Think-It-Out Thursday	Fast-N-Fluent Friday
Today you will work on drawing and writing a story. Have your child think about their story. Then have them draw a picture and label it. Have your child write a beginning, middle, and end to the story.	Today you will be working on listening for the ending sound. Stretch out the following words and then identify the ending sound: cub (b) nut (t) ham (m) bud (d)	Today you will be creating a web for the word family "ag." Write the letters "ag" in the middle of your page and draw lines coming from the middle. On each line, draw a picture for an additional word that belongs in the word family (rag, tag, bag, etc.).	Today you will work on responding to text. Guardian: Read a book to your child. Then ask them one or more of the questions about the book. Who are the characters? Where did the story happen (the setting)? What was the problem?	Today you will work on snap word fluency. Use flash cards or a list to have your child read their snap words. Have them tap each word with their reading finger as they read it.



Directions: Work to earn 10 gold coins in your pot. Each day you complete a task, add on a coin! You can do it!



Three-In-A-Row Board

Count aloud 1-100.	What starts with a "q"?	Finish this: I see ____.
Draw a map of your house.	What is the ending sound: pen, can, fin?	What is your favorite story?
Make an ABBA pattern.	Read this word: black.	Read a book.