

# Links for FREE online learning and resources:

**\*\*Spectrum is offering free internet during this time and can be accessed here:**

<https://www.owensborotimes.com/news/2020/03/spectrum-to-offer-free-internet-for-60-days-to-new-student-households/>

- **Scholastic Learn at Home: great at home reading lessons!**

<https://classroommagazines.scholastic.com/support/learnathome/grades-prek-k.html>

Username: Learning20

Password: Clifford

- **PBS Learning Media:** <https://scetv.pbslearningmedia.org/>

- **Nat Geo 4 kids:** <https://kids.nationalgeographic.com/>

- **ABC Ya:** <https://www.abcya.com/>

- **Fun Brain:** <https://www.funbrain.com/pre-k-and-k-playground>

- **Starfall:** <https://www.starfall.com/h/index-kindergarten.php>

- **Storyline online:** <https://www.storylineonline.net/>

- **Wonderopolis:** <http://wonderopolis.org/>

- **Learning A-Z:** <https://www.learninga-z.com/>

- **Brain Pop:** <https://jr.brainpop.com/>

- **Time for Kids:** <https://www.timeforkids.com/k1/>






- **GoNoodle:** <https://app.gonoodle.com/>

- **Youtube Videos:**

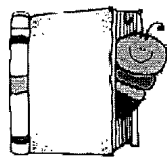
- "Jack Hartmann" Videos
- "Learning Station" Videos
- "Have Fun Teaching" Videos

**\*\*Each child should have their guided reading baggies in their bookbags for independent reading at home. If not, any emergent readers we have sent home in folders in the past will be great to use!**

**\*\*This gives you an idea of different learning activities you could do each day around your house! Try to sign off each box during these two weeks. \*\***

<b>Monday</b>	<b>Tuesday</b>	<b>Wednesday</b>	<b>Thursday</b>	<b>Friday</b>
<p>Sing the alphabet. Practice tracing the letters of the alphabet on your letter sheet.</p> <p>Initials _____</p>	<p>Find 10 things in your house that are shaped like a square.</p> <p>Practice drawing squares.</p> 	<p><b>Trace your name 3 times.</b> Practice forming the letters from top to bottom and left to right</p> <p>Initials _____</p>	<p>Line up some of your snack. (cereal, goldfish, pretzels) Touch and count the items. (at least 1-10)</p> <p>Initials _____</p>	<p>Practice fine motor skills by completing at least 2 of the scissor skills pages provided.</p> <p>Initials _____</p>
<p><b>Trace your name 3 times.</b> Practice forming the letters from top to bottom and left to right</p> <p>Initials _____</p>	<p>Find 10 things in your house that are shaped like a triangle.</p> <p>Practice drawing triangles.</p> 	<p>What is your favorite color? Find 10 things in your house that are that color.</p> 	<p>Pick out two different snacks. Practice making AB patterns. EX: Goldfish, Cheerio, Goldfish, Cheerio)</p> <p>Initials _____</p>	<p><b>Practice counting 1-20.</b> Do 20 jumps. Stomp your feet 20 times. Clap your hands 20 times.</p> <p>Initials _____</p>
<p>Trace the numbers 1-10. Try to find each number somewhere in your house.</p> <p>Initials _____</p>	<p>Find 10 things in your house that are shaped like a circle.</p> <p>Practice drawing circles.</p> 	<p><b>Trace your name 3 times.</b> Practice forming the letters from top to bottom and left to right</p> <p>Initials _____</p>	<p>Draw a picture of something that starts with the same letter as your first name.</p> <p>Initials _____</p>	<p>Help with tasks around the house to practice matching. Ex: Help put away the silverware by matching each utensil in the correct spot or match the clean socks in the laundry.</p> <p>Initials _____</p>
<p><b>Trace your name 3 times.</b> Practice forming the letters from top to bottom and left to right</p> <p>Initials _____</p>	<p>Find 10 things in your house that are shaped like a rectangle.</p> <p>Practice drawing rectangles.</p> 	<p>Sort a pile of toys by color, shape, size or use. Talk about how you sorted your piles.</p> <p>Initials _____</p>	<p>Practice fine motor skills using the pincer grasp. (thumb &amp; pointer finger) Put coins in a bank, pick up small items and sort them into cups or bowls, put beads on a string or pipe cleaner.</p> <p>Initials _____</p>	<p>Practice the poses in the Yoga Poses mini book provided for 10-15 minutes.</p> <p>Initials _____</p>

\*\*\*Here are some options to encourage daily reading during these 2 weeks. See how many you can cross out during your time at home!



## Book Bingo

After reading these books to your child, have your child color the square or place a sticker over the square. Keep going until you fill the chart!

<b>READ BOOKS BY MO WILLEMS.</b>	<i>Relax &amp; read a book outside.</i>	check out a book from the public library.	<b>Read a fairy tale.</b>	Read a children's magazine.
Read a non- fiction book.	Read a book by Jan Brett and pick an activity from janbrett.com.	Read or recite nursery rhymes.	Tell a family member all about a book you like. Who are the characters? What do they do? What do they say?	<i>Go to storylineonline.net to have a book read to you.</i>
<i>Read books by Laura Numeroff.</i>	<i>Read a poem from a poetry book for children.</i>	Make your own book and read it to a family member or friend.	<b>READ A BOOK ABOUT ANIMALS.</b>	Read books by Eric Carle.
<b>READ A BOOK ABOUT THE BEACH OR OCEAN</b>	<b>READ A BOOK TO LEARN ABOUT A TOPIC THAT INTERESTS YOU.</b>	Listen to an audio book.	Draw or paint a picture about a book you have read.	Read a counting book.

**\*\*Nursery Rhymes are great practice for recognizing word families and rhymes! Read/sing these with your child when you can!**


# Nursery Rhymes

Nursery rhymes are a **proven** way to increase children's reading ability.

Here are some traditional rhymes you can say with your child.

Find more nursery rhymes at [www.prekinders.com/nursery-rhymes/](http://www.prekinders.com/nursery-rhymes/)

Humpty Dumpty sat on a wall.  
Humpty Dumpty had a great fall.  
All the king's horses  
And all the king's men  
Couldn't put Humpty together again.




Little boy blue  
Come blow your horn.  
The sheep's in the meadow,  
The cow's in the corn.  
Where is the boy  
Who looks after the sheep?  
He's under the haystack fast asleep.

Hey diddle diddle,  
The cat and the fiddle,  
The cow jumped over the moon.  
The little dog laughed,  
To see such sport  
And the dish ran away with the spoon.

Hickory dickory dock,  
The mouse ran up the clock.  
The clock struck one,  
The mouse ran down,  
Hickory dickory dock.

Here is the beehive.  
Where are the bees?  
Hidden away where nobody sees.  
Watch and you'll see them  
Come out of the hive:  
1 ... 2 ... 3 ... 4 ... 5 ... BUZZ!



Little Bo Peep has lost her sheep,  
And doesn't know where to find them.  
Leave them alone and they'll come home,  
Wagging their tails behind them.


Directions: Write the letter that the picture starts with on the line.



\_\_\_\_\_

-----


\_\_\_\_\_



\_\_\_\_\_

-----

\_\_\_\_\_



\_\_\_\_\_

-----


\_\_\_\_\_



\_\_\_\_\_

-----

\_\_\_\_\_



\_\_\_\_\_

-----

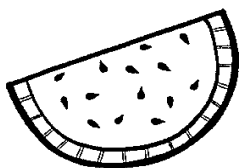
\_\_\_\_\_



\_\_\_\_\_

-----


\_\_\_\_\_



\_\_\_\_\_

-----

\_\_\_\_\_



\_\_\_\_\_

-----

\_\_\_\_\_




\_\_\_\_\_

-----

\_\_\_\_\_

**\*\*We encourage writing everyday. Come up with your own prompt to write about and draw a picture that matches. Don't forget to write top to bottom and left to right. Work on your inventive spelling (help your child stretch the word and write what parts they hear).**

Name: \_\_\_\_\_



---

---

---

---

Directions: Practice writing your alphabet on the line.

A

B

C

D

E

F

G

Directions: Practice writing your alphabet on the line.

H

I

J

K

L

M

N



Directions: Practice writing your alphabet on the line.

O

P

Q

R

S

T

U

Directions: Practice writing your alphabet on the line.

V

W

X

Y

Z

a

b

Directions: Practice writing your alphabet on the line.

c

d

e

f

g

h

i

Directions: Practice writing your alphabet on the line.

j

k

l

m

n

o

p

Directions: Practice writing your alphabet on the line.

a

r

s

t

u

v

w

Directions: Practice writing your alphabet on the line.


X

Y

Z

Extra lines for practice

Name: \_\_\_\_\_




Where is your favorite place to go?  
Tell about it.

---

---

---

---



Name: \_\_\_\_\_




If you were a superhero,  
what would you do?

---

---

---

---





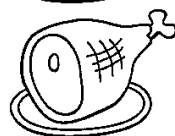
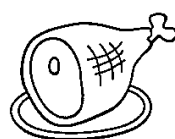
Count how many pictures and write it on the line.



\_\_\_\_\_

-----

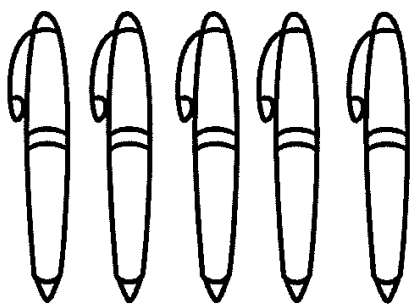
\_\_\_\_\_



\_\_\_\_\_

-----


\_\_\_\_\_



\_\_\_\_\_

-----

\_\_\_\_\_




\_\_\_\_\_

-----

\_\_\_\_\_


Count how many pictures and write it on the line.



\_\_\_\_\_

-----


\_\_\_\_\_



\_\_\_\_\_

-----

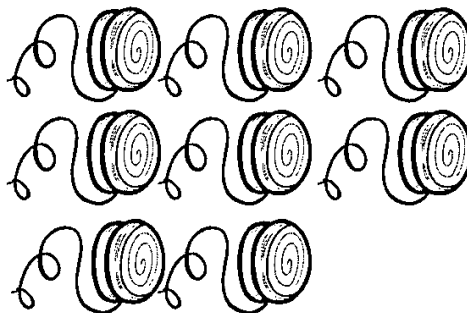
\_\_\_\_\_



\_\_\_\_\_

-----

\_\_\_\_\_



\_\_\_\_\_

-----

\_\_\_\_\_











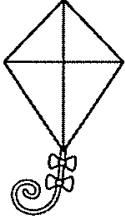


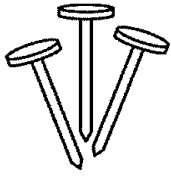







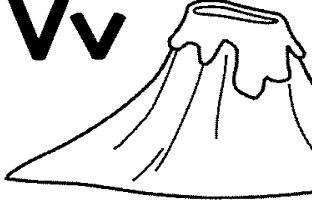
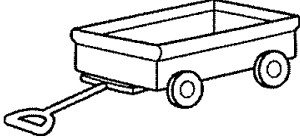
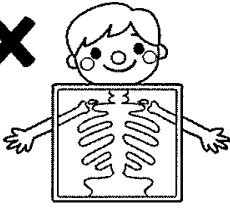
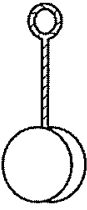

Count how many apples and write it below. Write how many in all.

$$\begin{array}{rcccl} \text{apple} & + & \text{apple} & = & \underline{\hspace{2cm}} \\ \underline{\hspace{2cm}} & + & \underline{\hspace{2cm}} & = & \underline{\hspace{2cm}} \end{array}$$

$$\begin{array}{rcccl} \text{apple} \text{ apple} & + & \text{apple} & = & \underline{\hspace{2cm}} \\ \underline{\hspace{2cm}} & + & \underline{\hspace{2cm}} & = & \underline{\hspace{2cm}} \end{array}$$

$$\begin{array}{rcccl} \text{apple} \text{ apple} \text{ apple} & + & \text{apple} \text{ apple} & = & \underline{\hspace{2cm}} \\ \underline{\hspace{2cm}} & + & \underline{\hspace{2cm}} & = & \underline{\hspace{2cm}} \end{array}$$

\*\*Here is what we call an alphabet linking chart. This helps your child remember what each letter looks and sounds like. This is just a good resource for them to use while writing, but they also may color it!

<b>Alphabet</b>	<b>Aa</b> 	<b>Bb</b> 
<b>Cc</b> 	<b>Dd</b> 	<b>Ee</b> 
<b>Ff</b> 	<b>Gg</b> 	<b>Hh</b> 
<b>Ii</b> 	<b>Jj</b> 	<b>Kk</b> 
<b>Ll</b> 	<b>Mm</b> 	<b>Nn</b> 
<b>Oo</b> 	<b>Pp</b> 	<b>Qq</b> 
<b>Rr</b> 	<b>Ss</b> 	<b>Tt</b> 
<b>Uu</b> 	<b>Vv</b> 	<b>Ww</b> 
<b>Xx</b> 	<b>Yy</b> 	<b>Zz</b> 

Match the uppercase letter to the lowercase letter.

A	k
D	f
K	p
F	a
P	d

U	w
I	f
K	u
W	q
Q	i

Y	n
B	e
E	c
N	b
C	y

J	t
H	e
M	j
T	h
Z	m