


Welcome Community Conversation

Supporting Safety in Edina Public Schools
October 5, 2023



Agenda

Welcome

Introductions

EPS Safety Plan

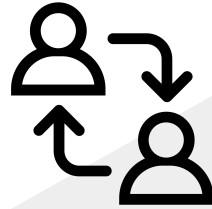
Panel

Q & A

Edina Public Schools is committed to the safety and security of all individuals on our campuses. We recognize that while serious events cannot always be prevented, we can enact best practices to increase our security posture. As such, we adopt a layered security approach. A strong partnership with our emergency response personnel is critical. We know the work of school safety is ongoing.

BERT: Building Emergency Response Team

- Building Administrators, Health Services Staff, Custodians, Front Office Staff, Other Staff as Designated



DERT: District Emergency Response Team

- Superintendent, Superintendent's Cabinet Team, Director of Buildings & Grounds, Other Staff as Designated

- Offers resources and provides training for crisis response and post-crisis reunification.
 - Standard Response Protocol (SRP) and Standard Reunification Method (SRM)
- Used in more than 45,000 school districts, departments, agencies, and organizations
- Research-based best practices of school administrators, psychologists, public safety experts, families, and first responders
- District Leadership training on August 4, 2023
- Training for all staff via district and building

- **Schools own the students.**
- **Police own the crime.**
- **Fire owns the flames.**
- **Paramedics own the patients.**

I Love U Guys Foundation



- **Hold.** Hold in your room or area. Clear hallways. Business inside continues as usual, with the exception of the impacted area. *Typically used during a medical scenario.*
- **Secure.** Get inside. Lock outside doors. Business inside continues as usual. *Used when there is a threat to safety outside, such as a neighborhood police situation.*
- **Lockdown.** Doors locked and lights turned off. Students and staff position themselves out of the sight of an intruder. *Often used for an active shooter scenario.*
- **Evacuate.** Leave the building and move to a specified location. *Typically used for a fire.*
- **Shelter.** Take shelter in a designated location. *This occurs most often for severe weather such as a tornado.*

Standard Response Protocol (SRP)



- Accountable reunification of students with parents or guardians in the event of a school crisis or emergency
- **2 types:**
 - On-site
 - Off-site
- **Basic Process**
 - Stand-up location
 - Establish student assembly area
 - Create accountability/attendance area
 - Notification to families
 - Greeters distribute Reunification Card and review process
 - Parent/Guardian completes the card and brings to check-in
 - Parent/Guardian ID is verified. Card is split.
 - Parent/Guardian brings bottom card to reunifier
 - Reunifier recovers student and delivers to parent/guardian
- **Accountability:** The one non-negotiable



Standard Reunification Method (SRM)

- Provides a layer of security regarding who has access to our buildings.
- Provides a helpful reference for who we need to account for during an incident or crisis.
- Enables district staff to scan visitors against the national sex offender registry, as well as custom flags within our student information system.
- All visitors will show an ID to be scanned into the system.
 - Multiple ID types are accepted
 - Upon approval a badge is printed
 - If necessary, alerts are sent to appropriate building personnel



Raptor Visitor Management

Each coach/advisor, site supervisor and event worker use the school safe conditions format and standard response protocols (SRP) for practices/competitions

HOLD	SECURE	LOCKDOWN	EVACUATE	SHELTER
Get EHS trainer if available. Know location of AED	Report suspicious activity to site manager	Call 911. Determine status & respond	Emergency Action Plans	Severe Weather plan
Emergency Action Plans	Keep doors and gates locked	Get everyone to a safe place	Call 911, clear area	Seek shelter away from windows
Call 911, clear area. Designate person to meet first responder	Coordinate with police	If you know location of intruder, consider escaping if safely able	Assist others to nearest exit. Notify district officials	Emergency Action Plans . Remain in shelter in place until 'all clear' determined

SRP after school



Extracurricular Activities

Community Education out of school time programming, ***meaning programming that runs before and after the regular school day until 6:00pm*** at the Early Learning Center and Elementary sites follow these standard procedures for monitoring and welcoming families into the buildings:

- At the Early Learning Center, Raptor verification is required for any adult coming into the building to pick up their children.
- At the Elementary Sites, Enrichment and Kids Club programming has designated staff at the pick up entrance to greet adults and release students.
- Training on the Standard Response Protocol is provided to all staff.

Out of School Time Programs: Building Entrance Protocols



- Partnerships - City of Edina, Emergency Personnel, Community
- School Resource Officers (SROs) - We have and will continue to have SROs in EPS
- Card/Badge Building Access
- Tabletop Exercises
- Safety Drills
- Incident & Drill Debriefs
- Be Smart



Additional Security Work



DEFINING EXCELLENCE



Neighbor Share & Questions

**What about this
information
makes sense to
you?**

**Please write questions
you have (1 per card) and
give to one of the
helpers.**

Dr. Stacie Stanley, Superintendent

Jim Hovland, Mayor

Scott Neal, City Manager

Todd Milburn, Chief Edina Police


Andrew Slama, Chief Edina Fire

Natasha Monsaas-Daly, Director

Daphne Edwards, Director

Jody Remsing, Director

Community Conversation Panel



Question Cards



Final Words

Safety and Security

Edina Public Schools is committed to the safety and security of all individuals on our campuses. The evolution and assessment of our safety practices, policies, and procedures to enhance our layered security approach. We will continue to leverage the strength of our community to ensure the safety of our students and staff.

In an emergency, impacted staff, parents, and guardians will receive email communication through Edina Public Schools. If you do not receive an email or phone message will also be sent. It's important to have your contact information updated through the Parent Portal. If you have trouble logging in, email ParentPortal@edinaschools.org for assistance.



Understanding the

- ▶ Hold
- ▶ Secure
- ▶ Lockdown
- ▶ Evacuate
- ▶ Shelter

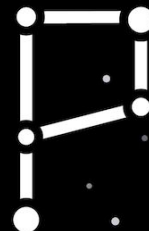
Opt-In from
your mobile
phone now!



OR

Just send
“Y” or “Yes”
to 67587

CAMPUS



[Website](#)

[Text Messages](#)

[Parent Portal](#)

**Thank You
for Your
Partnership!**



DEFINING EXCELLENCE