

# ASYNCHRONOUS ACTIVITIES 9<sup>th</sup> Grade Assignments

High School and Beyond Plan (HSBP) Grade-Level Activities (A Graduation Requirement)

9<sup>th</sup> Grade HSBP Required Activities in Xello:

Activity 1. **Complete Explore Career Matches**

Activity 2. **Complete 4 Year Planner/Grad Pathway**

If you have previously completed any grade-level HSBY plan requirements, your steps to complete each activity may differ slightly from the steps outlined in this document. If you have any questions, contact Ms. Swanger ([nswanger@lwsd.org](mailto:nswanger@lwsd.org)).

## Activity #1: Complete Explore Career Pathways

You can log in to Xello from your [ClassLink account](#). If you have any trouble logging into Xello, contact Ms. Swanger ([nswanger@lwsd.org](mailto:nswanger@lwsd.org)). \* **Ignore the Assignments box on the dashboard.**

Step 1. Go to **ClassLink**.

Step 2. Click on the **Xello icon**.

Step 3. From your Dashboard, choose

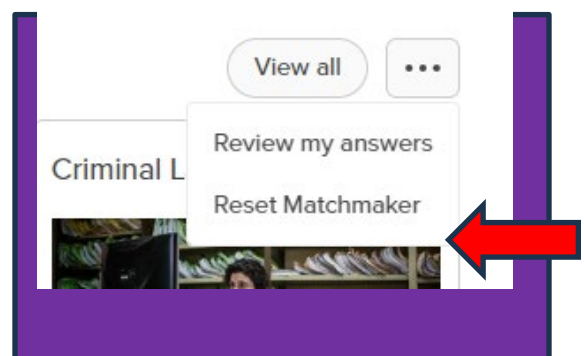
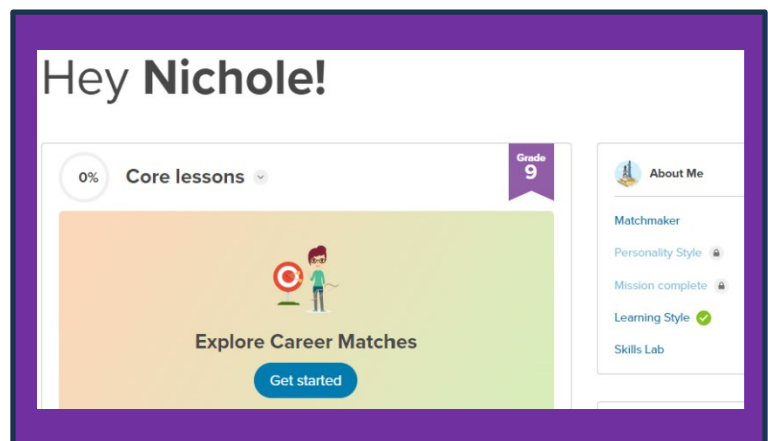
**Explore Career Matches** from your Core Lessons, click on **Get Started**. If your Matchmaker was used in middle school, you will land on the Explore Careers tab.

Step 4: Research your suggested careers and **save 3 careers**.

Step 5: Continue through the Explore Careers sections to complete this assignment.

**IF** you would like to **reset Matchmaker** to take the quiz again, click on **About Me TAB** at the top of the page, click the 3 ellipses in the right hand corner to reset Matchmaker.

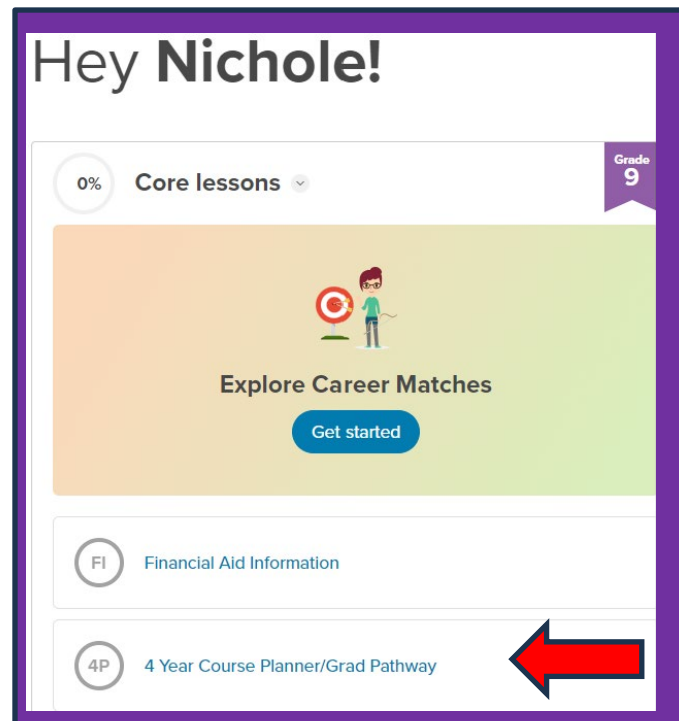
When you have fully completed the task, the progress bar at the top of the page will show 100%. Then click on the **Done** button to return to the main page. On this page, you'll now see a **green checkmark** next to the core lesson showing you successfully completed this activity.



# Activity #2: 4-Year Planner Builder

This This lesson is designed to help you create and revise your 4-Year Course Planner annually.

- Step 1. From your Dashboard, click on 4 Year Course Planner/Grad Pathway
- Step 2. Review the information and resources.
- Step 3. You can complete the course planner by adding your current courses and planning course for next year by reviewing the LWHS Course Catalog. The link to the course catalog is included in the resources.
- Step 4. Either attach the worksheet or copy your classes and expected classes for 10<sup>th</sup> grade into the text box then click **Turn In** when complete.



When you have fully completed the task, the progress bar at the top of the page will show 100%. Then click on the **Done** button to return to the main page. On this page, you'll now see a **green checkmark** next to the core lesson showing you successfully completed this activity.



If you want to complete more activities in **XELLO**, any core activities you finish will mark those assignments as complete! You can complete your XELLO assignments in your Freshman year if you are so inclined. The core assignments are all labeled in **Xello** and required for graduation.

**MY HIGH SCHOOL AND BEYOND PLAN**  
4-YEAR COURSE PLANNER WORKSHEET

My Plan for after High School: \_\_\_\_\_

My Career or Career-Cluster interest: \_\_\_\_\_

How my Graduation Pathway will be met: \_\_\_\_\_

Directions: List below the courses you have taken (or plan to take) each year in high school. Remember to include at least 7 credits for each school year.

SUBJECT AREA	GR 9	GR 10	GR 11	GR 12
<b>English</b> Graduation Requirements <u>4 credits</u> Admission Requirements _____				
<b>Social Studies</b> Graduation Requirements <u>3 credits</u> Admission Requirements _____				
<b>Mathematics</b> Graduation Requirements <u>3 credits</u> Admission Requirements _____				
<b>Science</b> Graduation Requirements <u>3 credits</u> Admission Requirements _____				
<b>Health and Fitness</b> Graduation Requirements <u>2 credits</u> Admission Requirements _____				
<b>Arts or 1 Art and 1 PPR*</b> Graduation Requirements <u>2 credits</u> Admission Requirements _____				
<b>World Language or PPR*</b> Graduation Requirements <u>2 credits</u> Admission Requirements _____				
<b>Career Technical - CTE</b> Graduation Requirements <u>1 credits</u> Admission Requirements _____				
<b>General Electives</b> Graduation Requirements <u>4 credits</u> Admission Requirements _____				
<b>TOTAL CREDITS</b> <small>Students must earn 24 total credits to</small>	Total 9 <sup>th</sup> Grade Credits:	Total 10 <sup>th</sup> Grade Credits:	Total 11 <sup>th</sup> Grade Credits:	Total 12 <sup>th</sup> Grade Credits: