

Sida loo

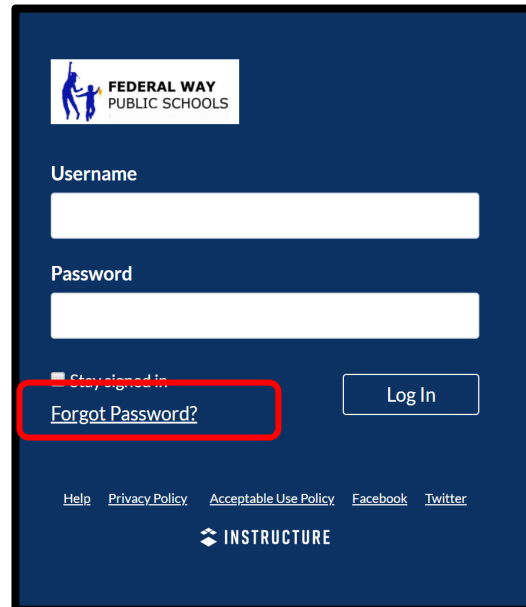
Sameeyo Akoonka Koontada kaanfaska

Macallimiinta ayaa u adeegsanaya Kanfaska inay ku dhejiso jadwalka toddobaadlaha ah iyo nashaadaadka wax-barashada ee fog ee ay la leeyihiin ardaykaaga. Haddii macalinka ardaygaaga uu u adeegsanayo Koorso fasal gaar ah, waxaa laguugu dari doonaa kormeere. Raac tillaabooyinkan si aad u sameysato Acoonkaaga goobjoogaha oo aad bilowdo sahrinta barashada ardayga ee Kanfaska.

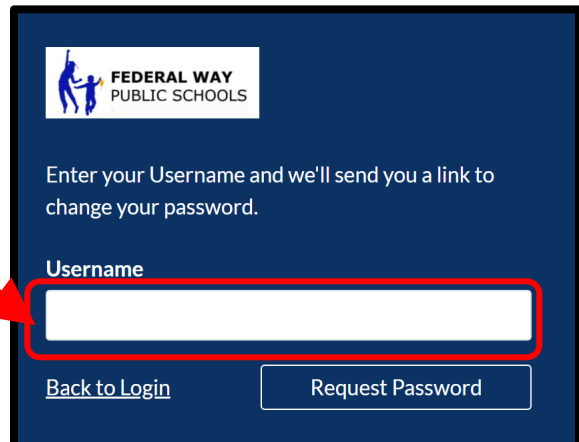
Windowska, Mac ama kumbuyuutarrada loo yaqaano Chromebook

Tallaabada 1: Sawirka biraawsarka (waxaan kugula talineynaa Chrome) tag [boggaan: https://fwps.instructure.com](https://fwps.instructure.com).

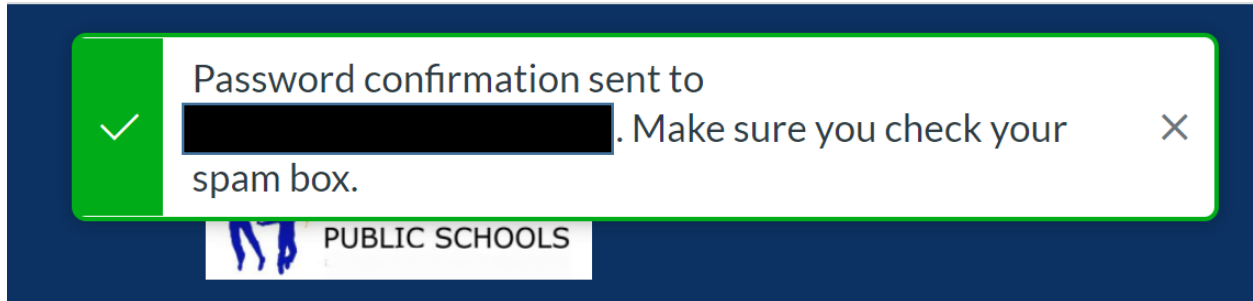
Tallaabada 2: Magacaaga wuxuu noqon doonaa cinwaanka e-maylkaaga shakhsi ahaaneed ee faylka ku yaal Dugsiyada Dadweynaha ee Federal Way. Si aad u samayso furaha dhagsii "Forgot Password?"



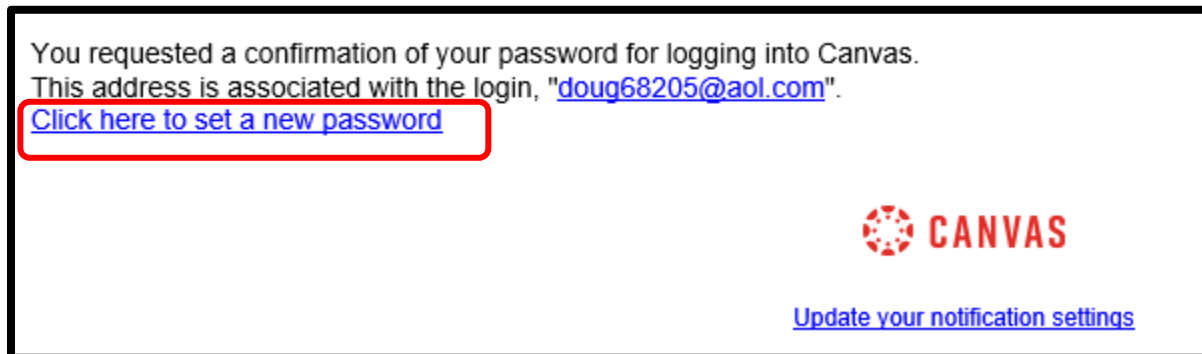
Tallaabada 3: Gali cinwaanka e-maylkaaga sida magaca isticmaalaha oo guji "Request Password."



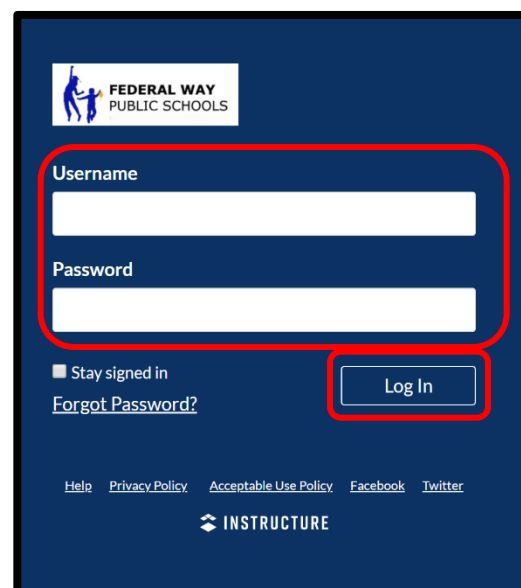
Tallaabada 4: Waxaad ku arki doontaa ogeysiiska hoosta in xaqiijin la soo diri doono.



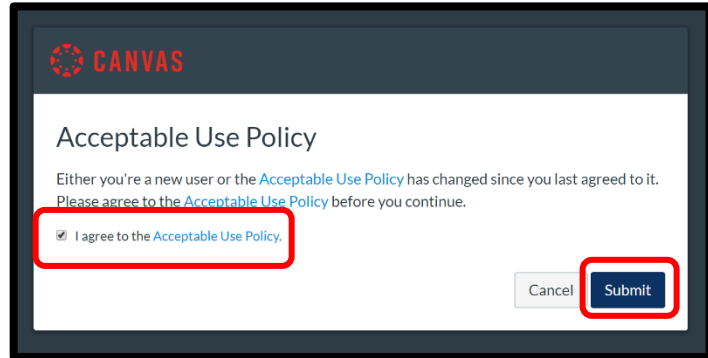
Tilaabada 5: Hubi e-maylkaaga oo guji xiriiriyaha si aad u furato paswerkaaga. Samee oo xaqiiji furahaaga cusub.



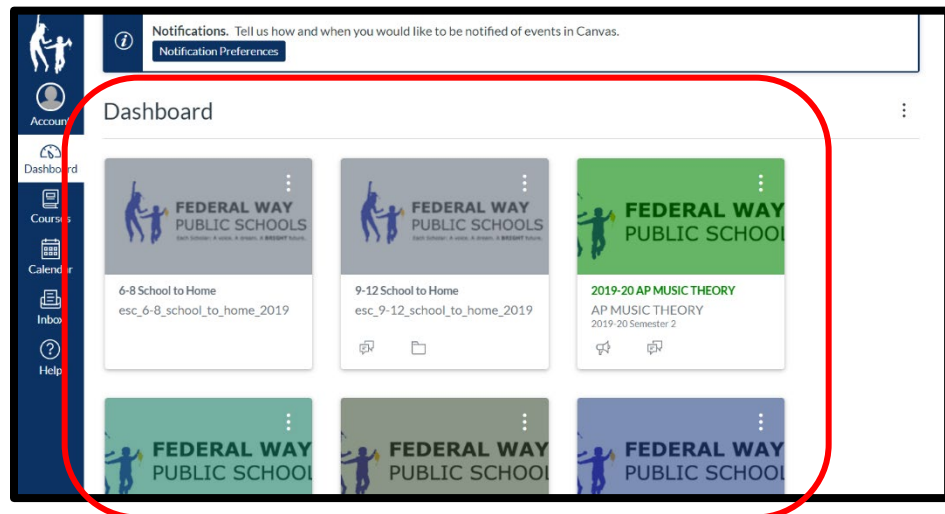
Tallaabada 6: Soo gal cinwaanka e-maylkaaga iyo paswerkaaga.



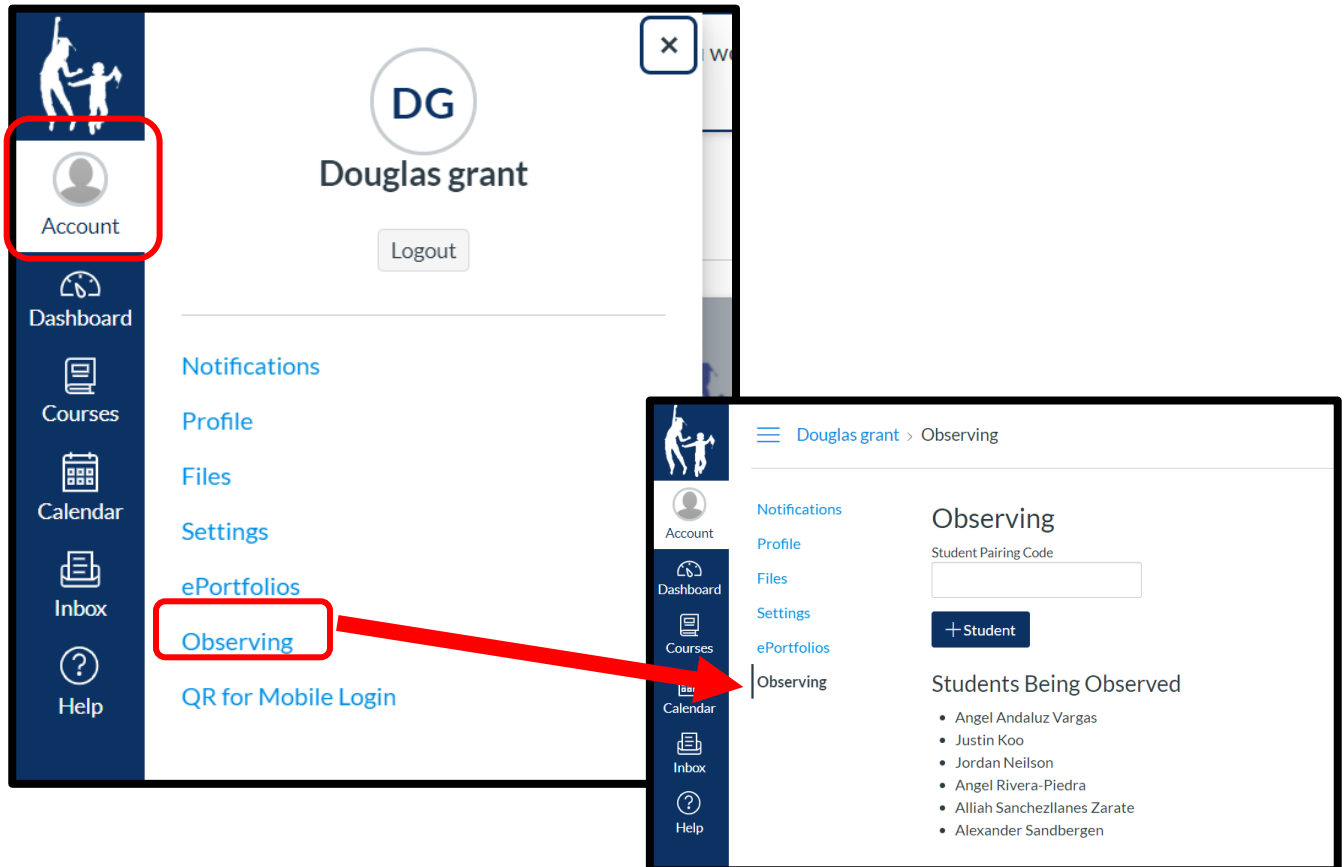
Tallaabada 7: Dib u eegis Nidaamka Isticaalka La Aqbali karo oo guji Gudbi haddii aad oggolaato.



Tallaabo 8: Markaad gasho waxaad arki doontaa shaashadda Kanfas-kaaga. Fasaxyada leydi ee ku yaal waa duruusta ardayda. Guji taarikh si aad u sahamiso barashada ardayga.



Tilaabada 9: Laga soo bilaabo menu caalamiga ah ee dhanka bidix, waxaad sidoo kale arki kartaa dhamaan ardayda waxaad awood u leedahay inaad u fiirsato adoo gujinaya "Account : , ka dibna dooro" Observing".



XUSUUS: La xiriir macallinka cunuggaaga haddii aysan ka muuqan liiskaan, ama aad u baahan tahay inaad ku darto mid ka mid ah carruurtaada liiska.