



Attendance Boundary Adjustments in The Woodlands

Community Meeting
March 10, 2022
Creekside Park Junior High

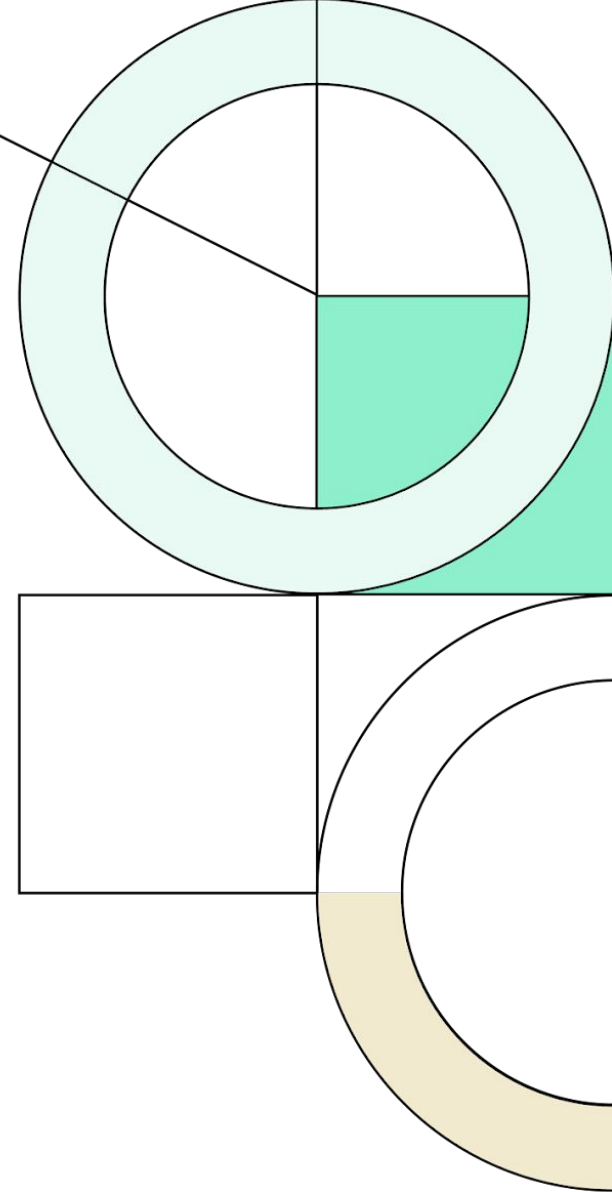
Welcome Greetings from Dr. Z





Demographic Report

March 7, 2022



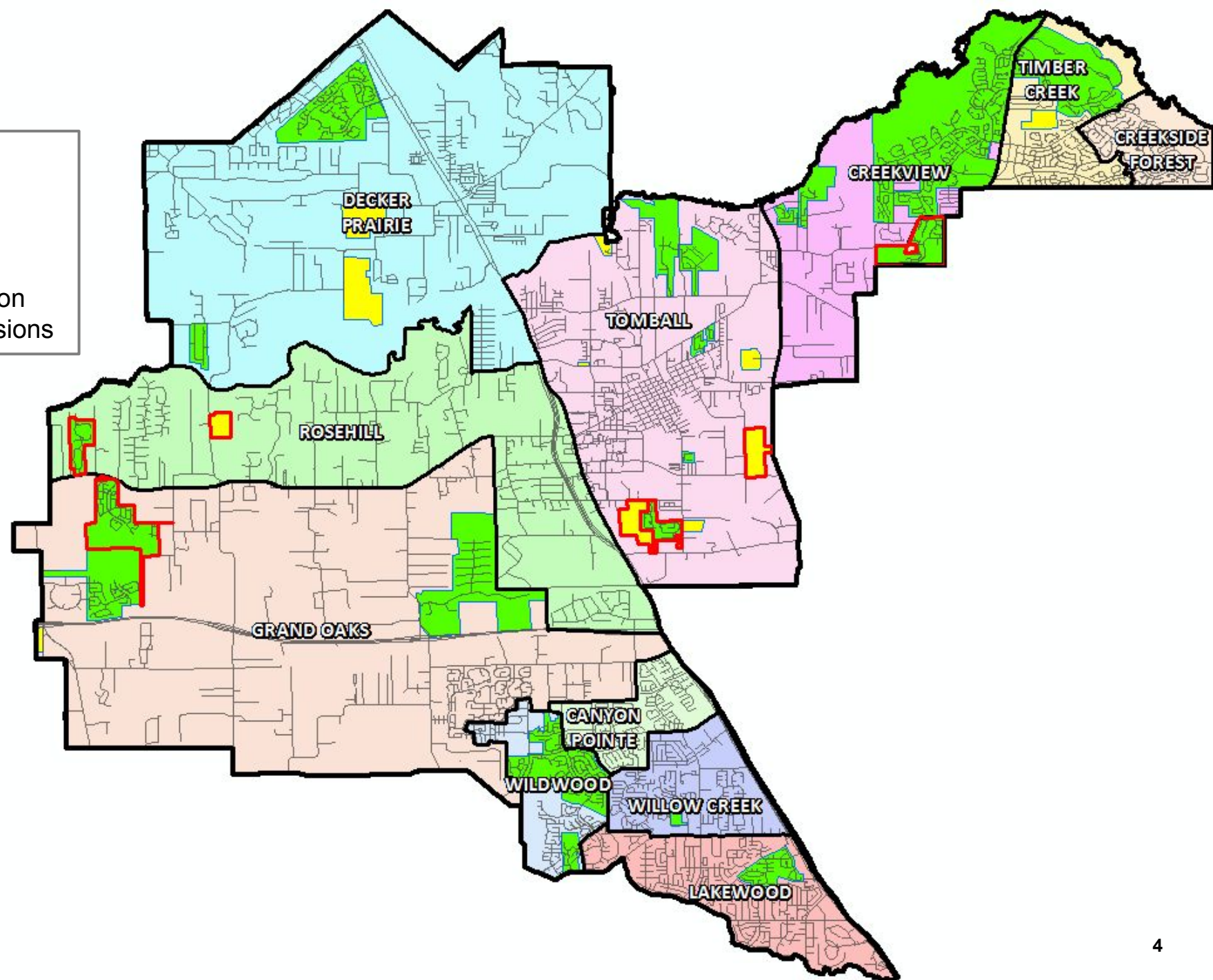


District Housing Overview

- The district has 24 actively building subdivisions
- Within TISD there are 10 future subdivisions
- Of these, groundwork is underway on more than 500 lots within 7 subdivisions

Subdivisions

-  ACTIVE
-  FUTURE
-  Groundwork Underway





Ten Year Forecast by Elementary Campus

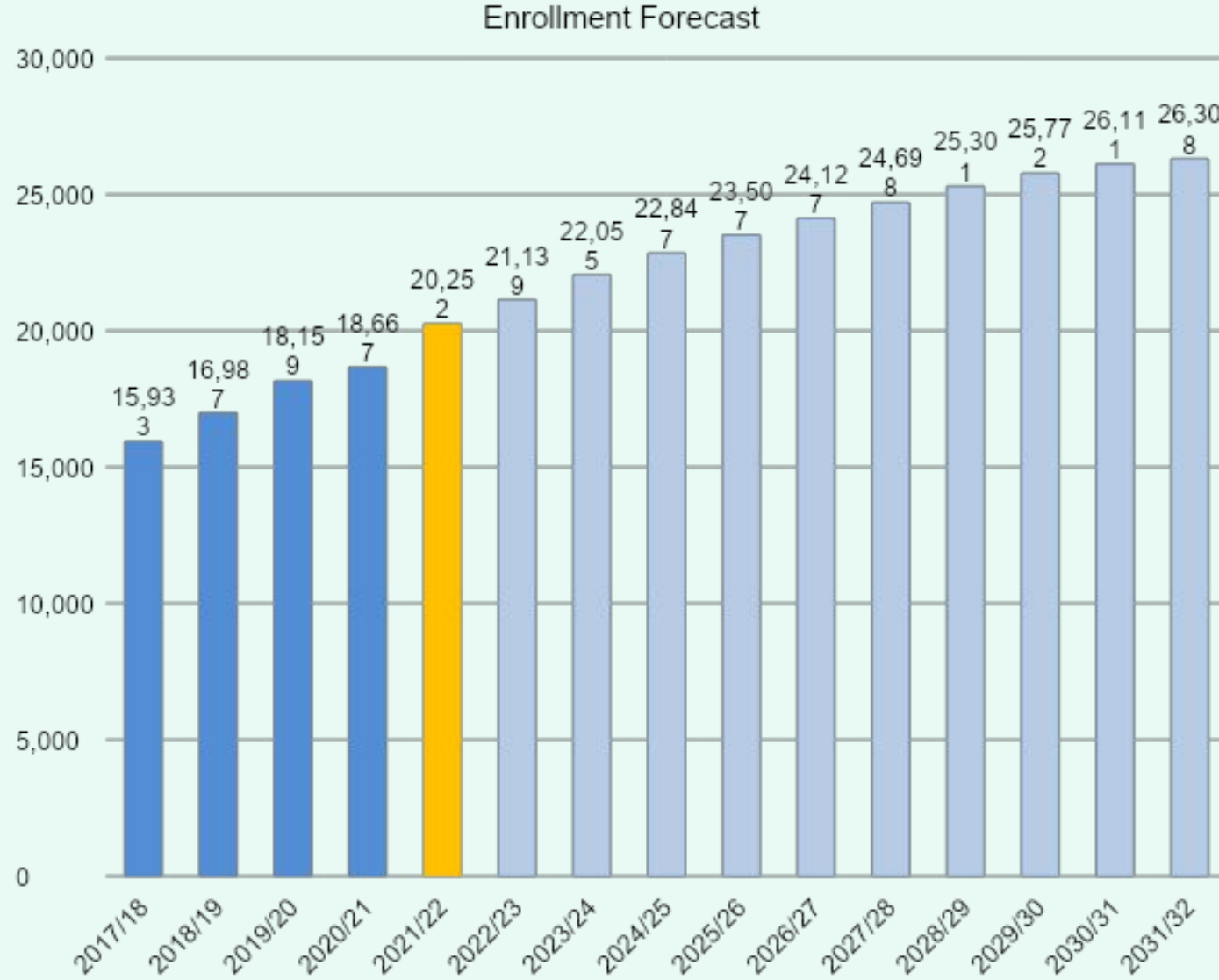
		Fall	ENROLLMENT PROJECTIONS									
Campus	Capacity	2021/22	2022/23	2023/24	2024/25	2025/26	2026/27	2027/28	2028/29	2029/30	2030/31	2031/32
Canyon Pointe Elementary (KG-4th)	856	773	742	734	742	741	748	758	770	784	787	783
Creekview Elementary (KG-5th)	920	1,017	1,095	1,134	1,119	1,117	1,099	1,105	1,110	1,114	1,122	1,128
Decker Prairie Elementary (KG-4th)	856	736	761	777	832	900	962	1,008	1,049	1,045	1,047	1,053
Lakewood Elementary (KG-4th)	886	816	793	760	734	720	737	753	768	777	792	803
Rosehill Elementary (KG-4th)	866	654	711	781	788	783	788	786	781	783	784	783
Tomball Elementary (KG-4th)	866	795	856	868	890	931	956	979	1,000	1,026	1,050	1,072
Willow Creek Elementary (KG-4th)	866	734	747	736	746	775	780	781	787	790	791	799
Creekside Forest (KG-5th)	714	572	566	560	526	510	495	495	502	501	503	510
Timber Creek Elementary (KG-5th)	920	730	771	783	823	824	838	848	856	867	880	892
Wildwood Elementary (KG-4th)	920	837	828	844	836	842	863	877	888	898	899	900
Grand Oaks Elementary (KG-4th)	920	867	1,020	1,133	1,237	1,290	1,317	1,364	1,361	1,375	1,394	1,403
ELEMENTARY SCHOOL TOTALS	9,590	8,531	8,890	9,109	9,274	9,432	9,582	9,755	9,873	9,959	10,049	10,126
Elementary Absolute Growth		825	359	219	165	158	150	173	118	86	90	77
Elementary Percent Growth		10.71%	4.21%	2.46%	1.81%	1.71%	1.59%	1.81%	1.20%	0.87%	0.90%	0.77%

Yellow box = over 105% capacity

Green box = within 5% capacity



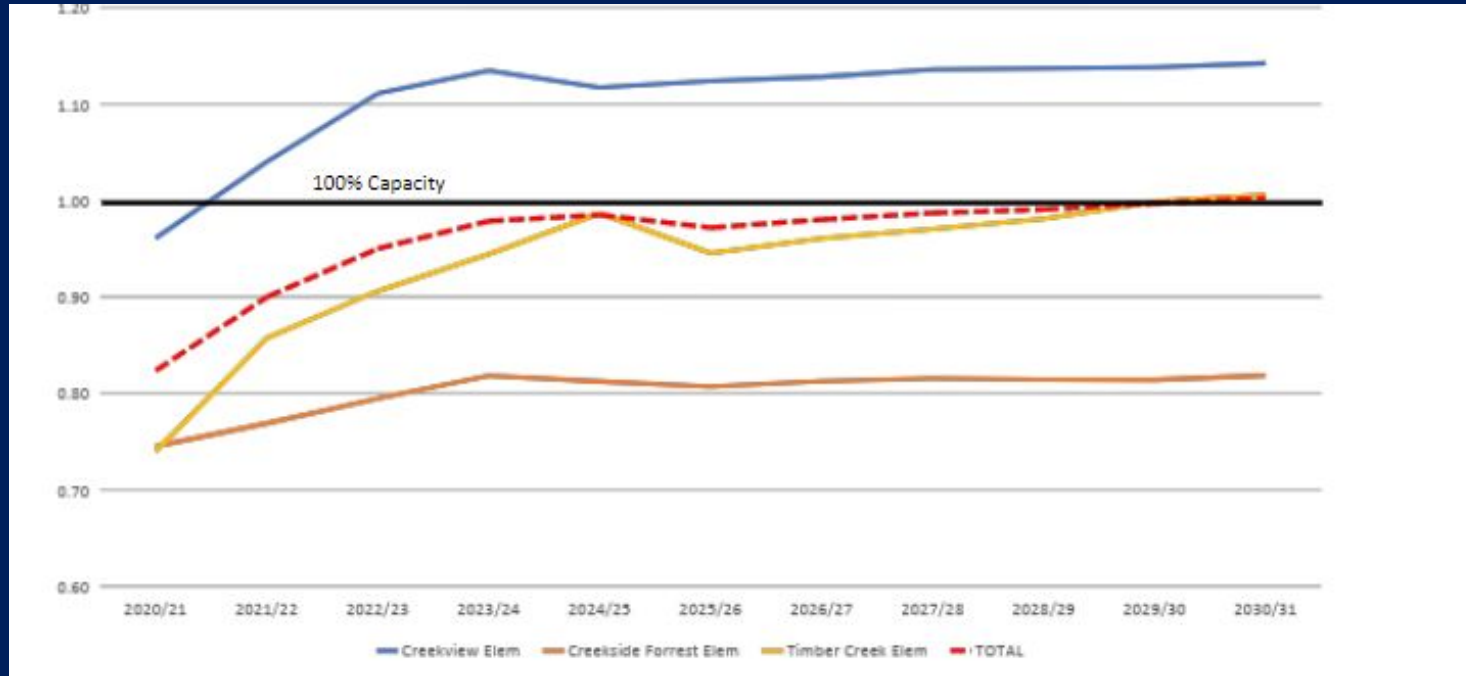
Key Takeaways



- Tomball ISD increased by 1,585 students this fall for a 8.5% growth rate
- TISD had a historically large increase in KG, 1st, 4th, 7th, 8th, 9th, and 12th enrollment
- The district has 24 actively building subdivisions and 10 future subdivisions
- TISD will enroll approx. 24,100 students for the 2026/27 school year, and likely 26,000 by 2031/32

Why are we Rezoning?

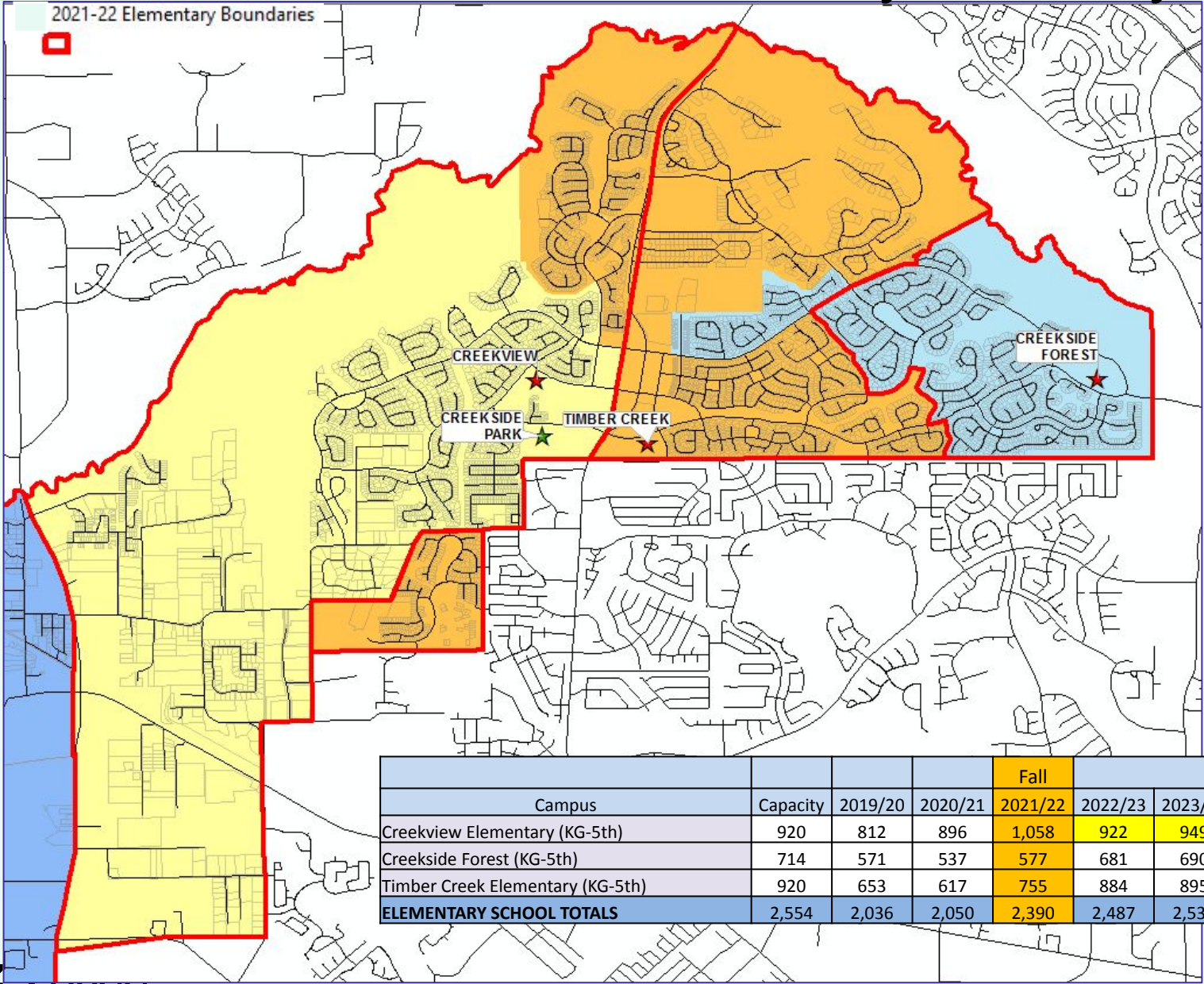
- Fast Growth District
- Building Utilization & Capacity





- Delayed Boundary Adjustment
 - Difficult but Necessary Decision



DRAFT Creekside Elementary Boundary Scenario



Campus	Capacity	2019/20	2020/21	ENROLLMENT PROJECTIONS - Current - February 2022										
				Fall	2022/23	2023/24	2024/25	2025/26	2026/27	2027/28	2028/29	2029/30	2030/31	2031/32
Creekside Elementary (KG-5th)	920	812	896	1,058	922	949	960	967	957	962	967	970	976	980
Creekside Forest (KG-5th)	714	571	537	577	681	690	673	667	660	660	663	659	661	670
Timber Creek Elementary (KG-5th)	920	653	617	755	884	895	912	911	915	920	922	931	948	965
ELEMENTARY SCHOOL TOTALS	2,554	2,036	2,050	2,390	2,487	2,534	2,545	2,545	2,532	2,542	2,552	2,560	2,585	2,615



Is “Grandfathering” Possible?

- Based on overall and individual campus capacity, the success of enrollment balancing requires students to attend their new zoned campus
- Consistent practice
 - WWJHS--GLJHS
 - WES/RES--GOES
- Exceptions to the rule are always space contingent

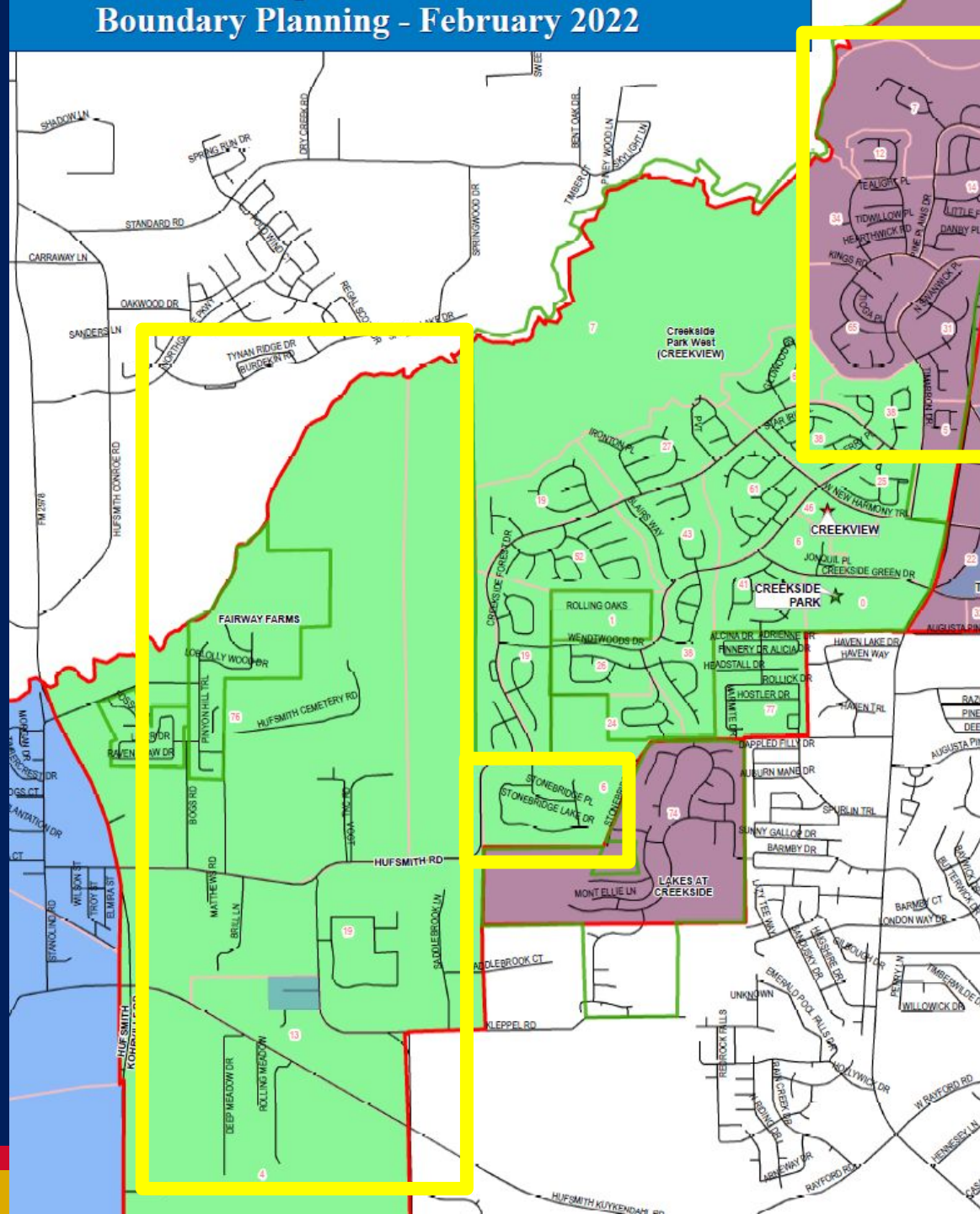
Attendance Zone Exceptions

- With limitations on space and capacity, it is critical homeowners have access to the available seats
- Examination of our Limited Open Enrollment (LOE) program
 - Currently 44 students total in Creekside elem. schools
 - District intends to honor our commitment to LOE students and taxpayers/residents of TISD
- Exceptions limited to staff kids

Process

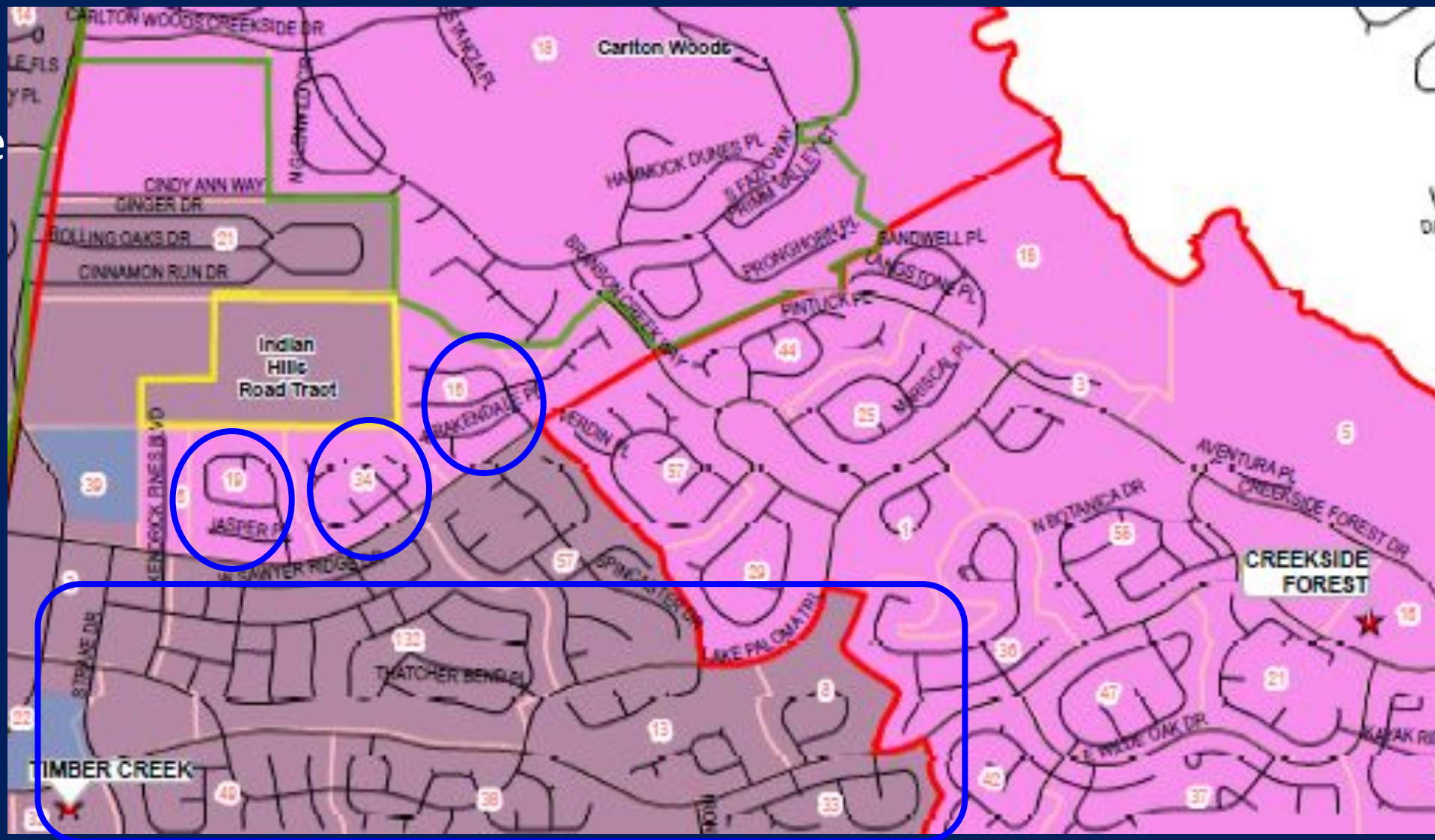
- Begin with a “Starter Map” provided by demographer
 - The map shows the number of elementary aged students that attend in that planning area and zone
- Preliminary boundaries are based on data, guiding principles and target utilization & number of students
- Need to examine the short and long term implications of boundary adjustments

- 118 students
- Active & future building
- Does not provide sufficient overcrowding relief from CES



- 168 students
- No future builds
- Provides closer balance between CES, CFES & TCES

- Shaded Arbor, Canoe Bend & Lake Voyager are self-contained sub-divisions
 - Contiguous nature of Spincaster & Liberty Branch
- Collectively, these sub-divisions provide sufficient enrollment relief to TCES



Biking & Walking Safety

- The safety of our student is of utmost importance
- We understand the concern of crossing Kuykendahl
- TISD has been working with The Woodlands Township and Harris County to address these safety concerns
 - Since December, there are officers at Creekside Green & Kuykendahl to stop traffic and safely cross students
- Current path, extra distance, Transportation Services

NOVEMBER 2 BOND ELECTION?

Community voters did have an opportunity to vote on a \$567,560,000 bond proposal on November 2, 2021.

The bond proposal will be presented to voters in five separate propositions on the ballot.

A

New Schools and
Facilities,
Infrastructure,
Renovations,
Transportation,
Technology, and
Security Updates

B

Technology for Staff
and Students

C

Athletic Upgrades

D

Natatorium

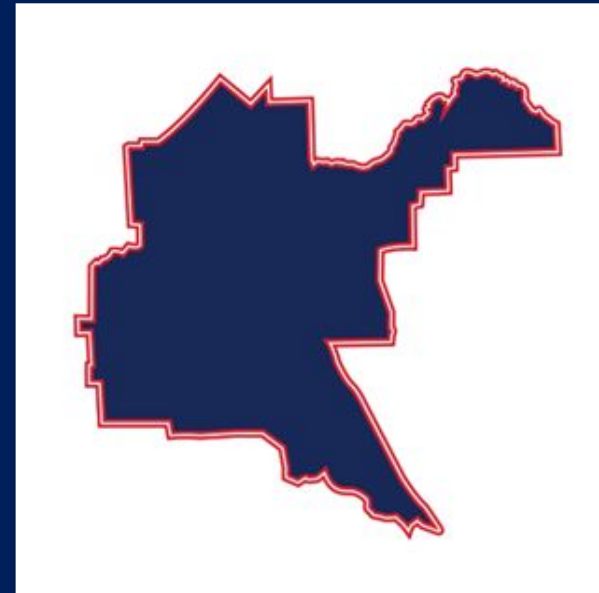
E

Fine Arts and
Athletics Multi-use
Facilities

Bond 2021

- Proposition A does include two elementary schools to provide enrollment relief to the following schools
 - Juergen Rd: projected 2024-25
 - GOES, RES, DPES
 - Tomball Innovation Center: 2026-27
 - CES, CFES, TCES, TES
- Also keeping new school boundaries and potential future adjustments in consideration

Comment Cards



THANK YOU!

thank you