



# Greenwich Public Schools

## Eastern Middle School

Staff Survey

Spring 2023

Teacher Composite Scores	School Climate (Q3-11)	School Safety (Q 13-17)
EMS	61.6%	80.6%

# Survey Metrics

## Date Metrics

Start Date	12-May-23
End Date	31-Jul-23

## Deployment Metrics

Sent	0
Delivered	0
Bounced	0

## Response Metrics

Completed	880
Unique Access Rate	0.00%
Incomplete	0
Incomplete Incl. in Report	0

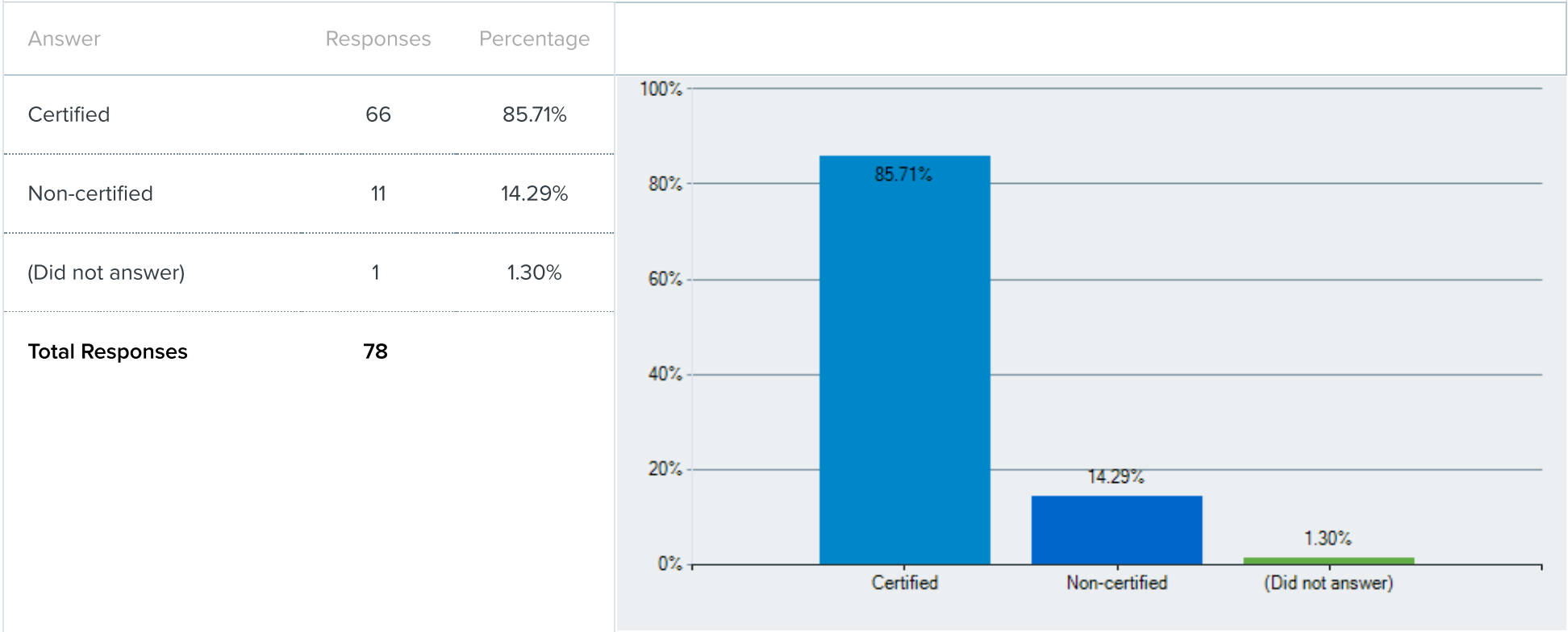


Filtered Responses: (77)

Name	EMS		
Condition(s)	C1: Q1.Primary School Assignment	is one of the following	Eastern Middle School
Logic	Match All Condition(s)		

# Bar Graph Report

Q 2 Are you a certified or a non-certified staff member?

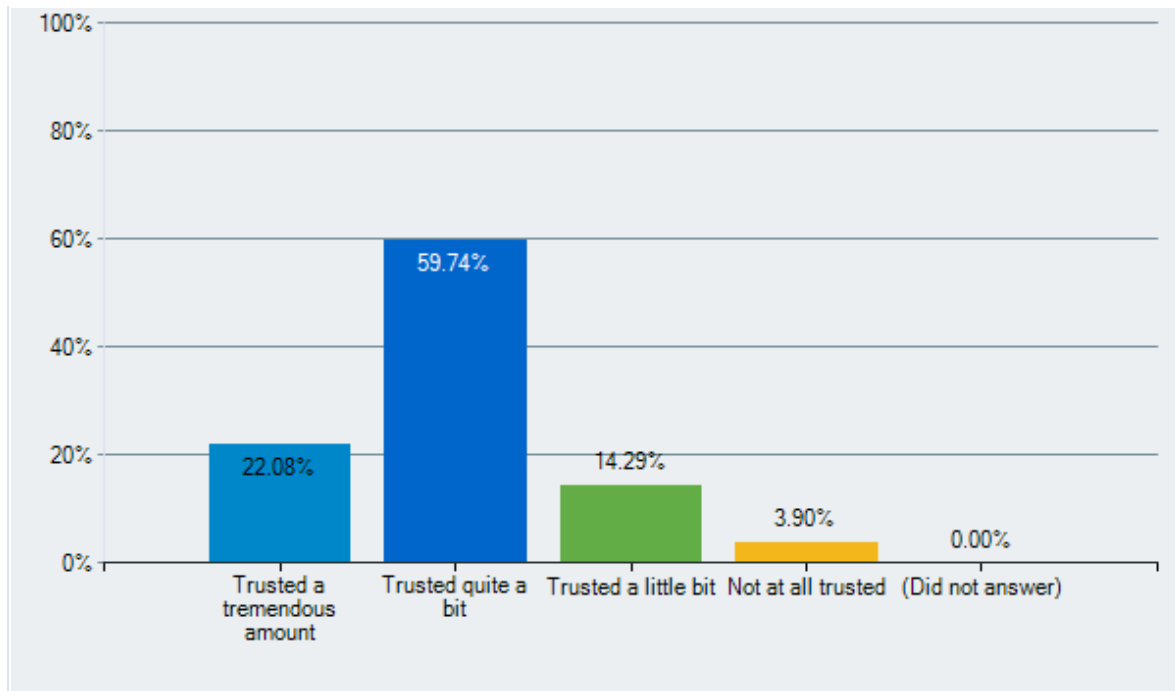


Because multiple answers per participant are possible, the total percentage may exceed 100%.

Q 3 On most days, how enthusiastic are the students about being at school?

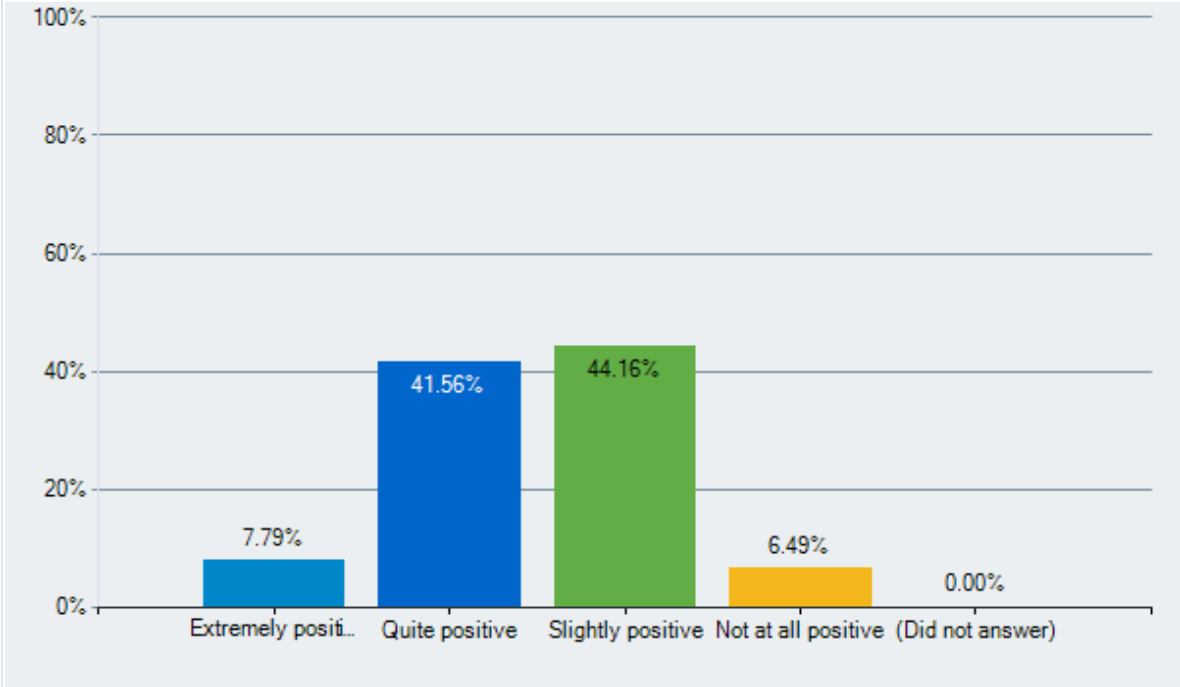
Answer	Responses	Percentage
Extremely enthusiastic	5	6.49%





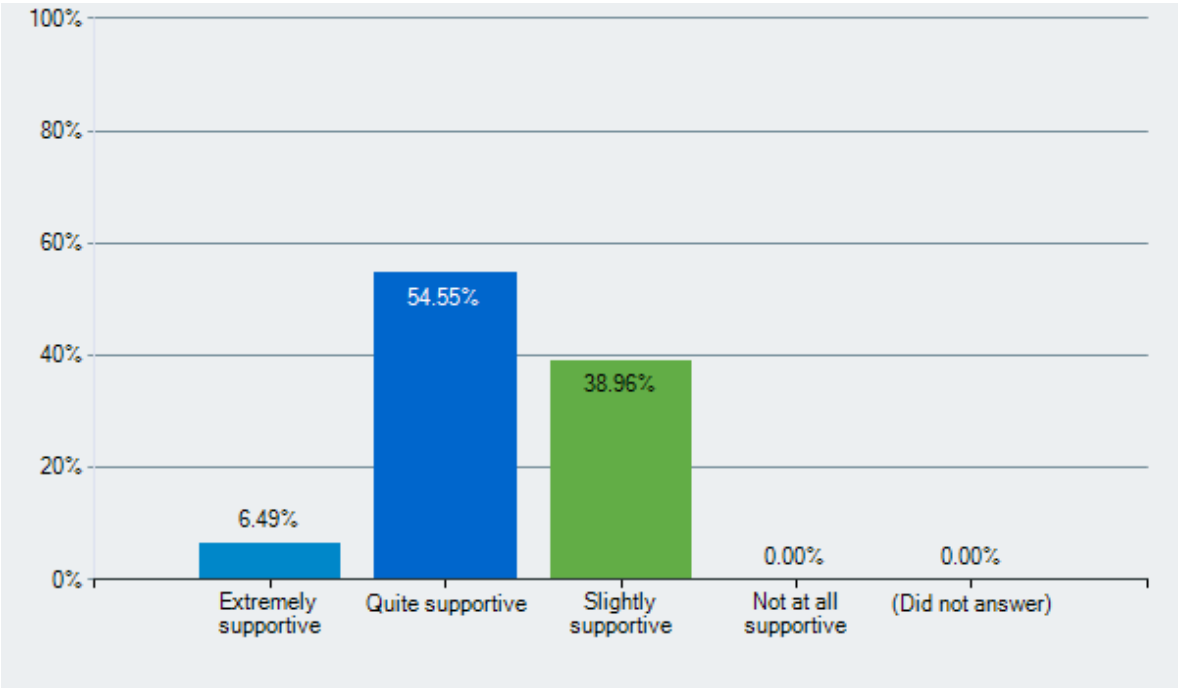
Q 5 How positive are the attitudes of your colleagues?

Answer	Responses	Percentage
Extremely positive	6	7.79%
Quite positive	32	41.56%
Slightly positive	34	44.16%
Not at all positive	5	6.49%
(Did not answer)	0	0%
<b>Total Responses</b>	<b>77</b>	



Q 6 How supportive are students in their interactions with each other?

Answer	Responses	Percentage
Extremely supportive	5	6.49%
Quite supportive	42	54.55%
Slightly supportive	30	38.96%
Not at all supportive	0	0%
(Did not answer)	0	0%
<b>Total Responses</b>	<b>77</b>	

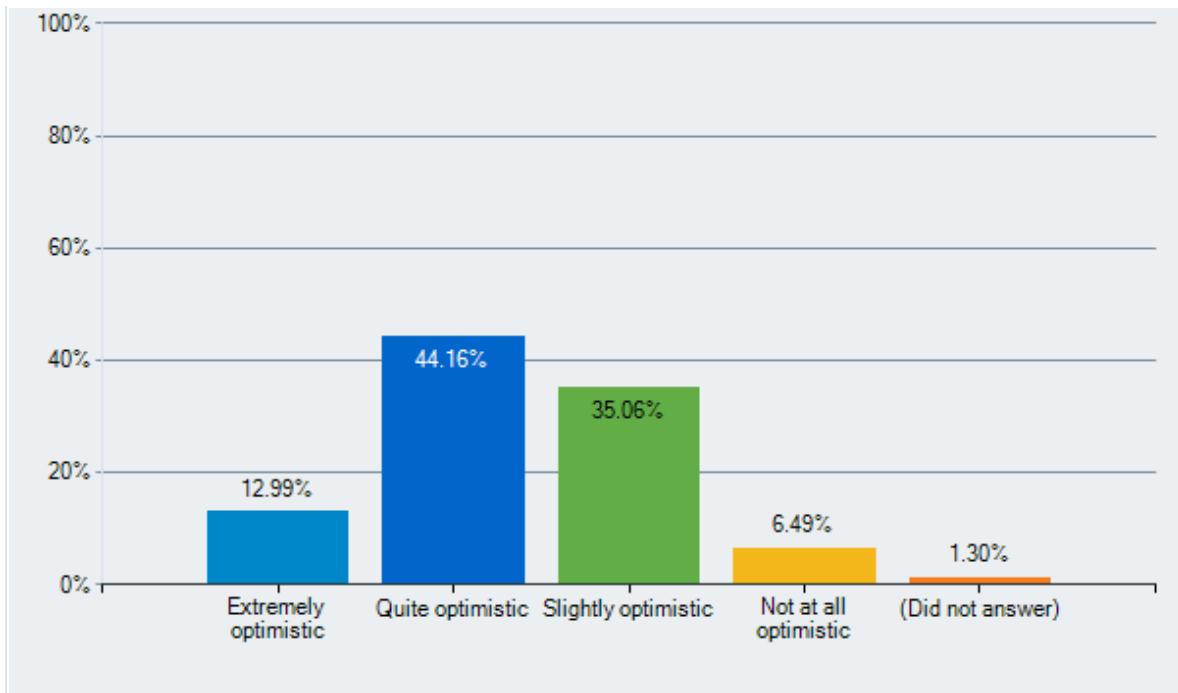


●● Q 7 How respectful are the relationships between staff and students?

Answer	Responses	Percentage
Extremely respectful	14	18.18%
Quite respectful	46	59.74%
Slightly respectful	16	20.78%
Not at all respectful	1	1.30%
(Did not answer)	0	0%
<b>Total Responses</b>	<b>77</b>	

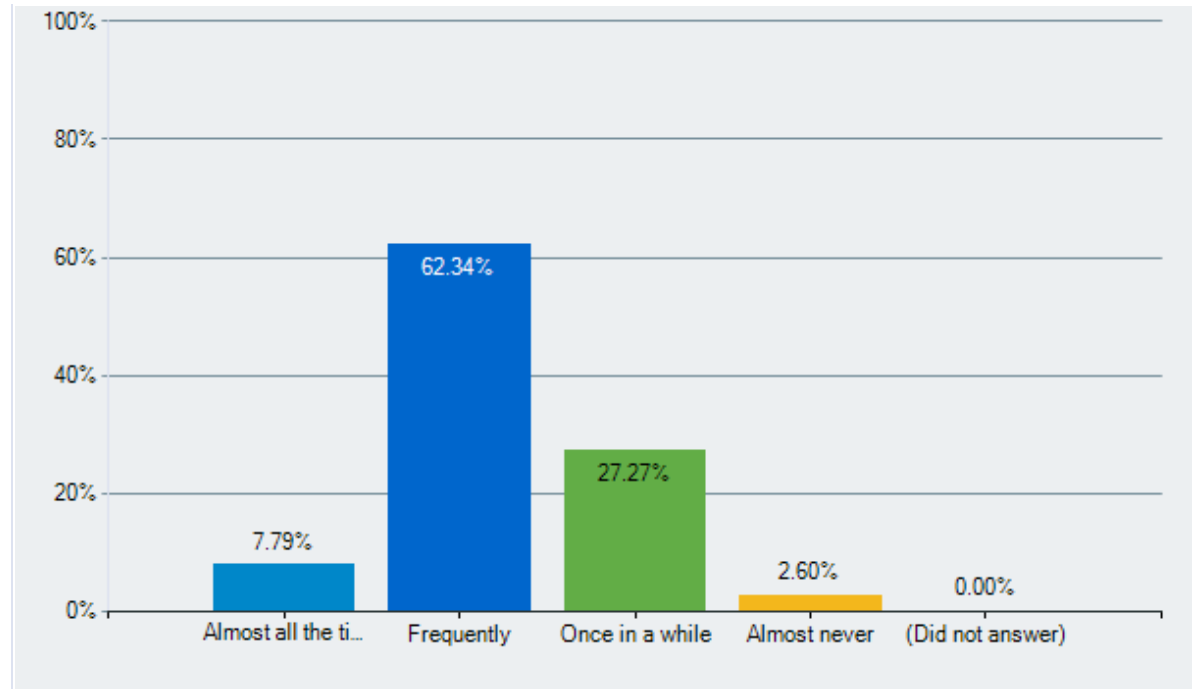






Q 9 How often do you see students helping each other without being prompted?

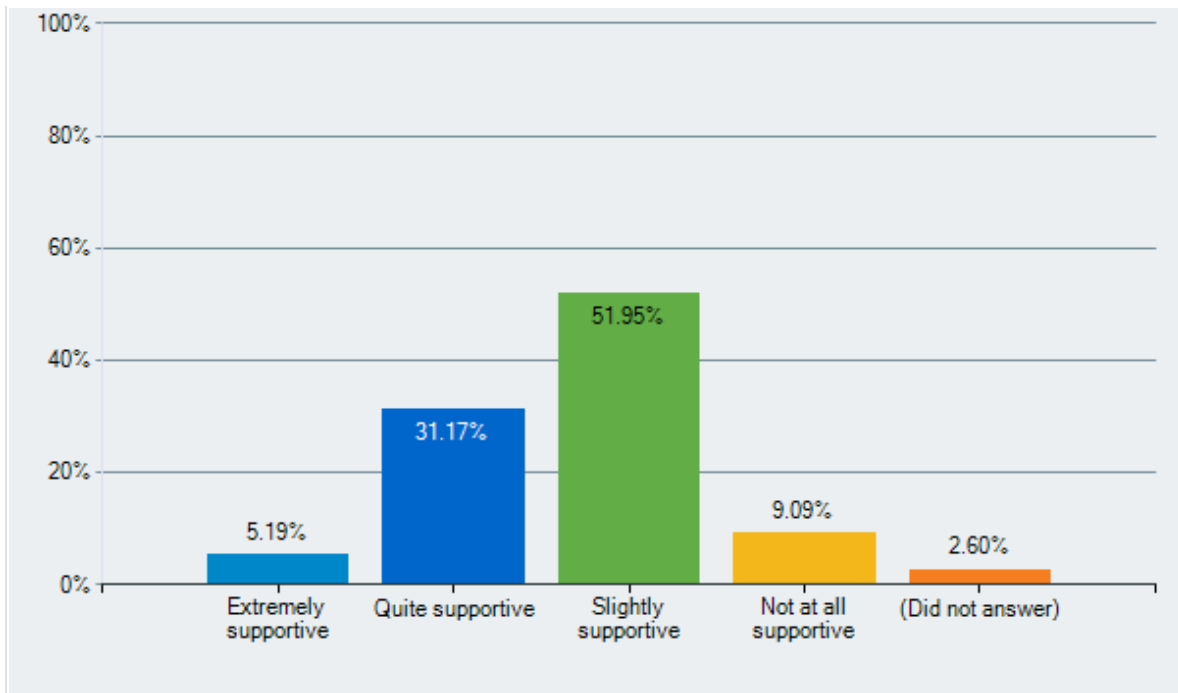
Answer	Responses	Percentage
Almost all the time	6	7.79%
Frequently	48	62.34%
Once in a while	21	27.27%
Almost never	2	2.60%
(Did not answer)	0	0%
<b>Total Responses</b>	<b>77</b>	



●● Q 10 When new initiatives are presented at your school, how supportive are your colleagues?

Answer	Responses	Percentage
Extremely supportive	4	5.19%
Quite supportive	24	31.17%
Slightly supportive	40	51.95%
Not at all supportive	7	9.09%
(Did not answer)	2	2.60%
<b>Total Responses</b>	<b>77</b>	

K12 Insight - Bar Graph

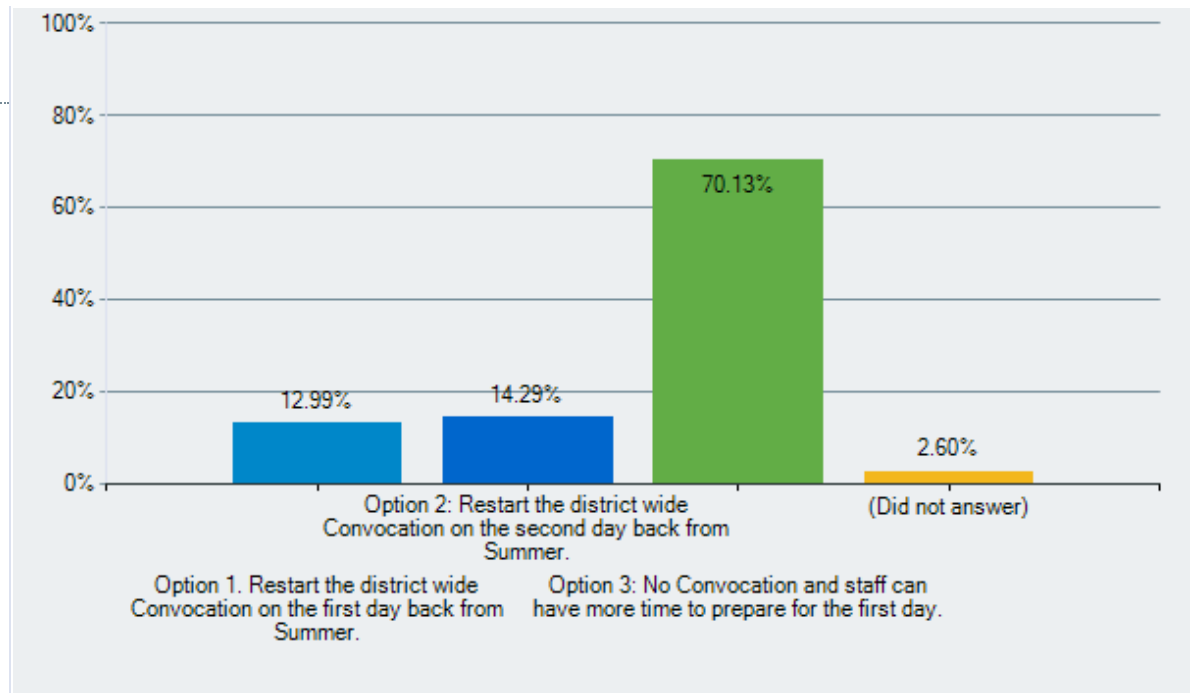


Q 11 Overall, how positive is the working environment at your school?

Answer	Responses	Percentage
Extremely positive	5	6.49%
Quite positive	37	48.05%
Slightly positive	31	40.26%
Not at all positive	4	5.19%
(Did not answer)	0	0%
<b>Total Responses</b>	<b>77</b>	

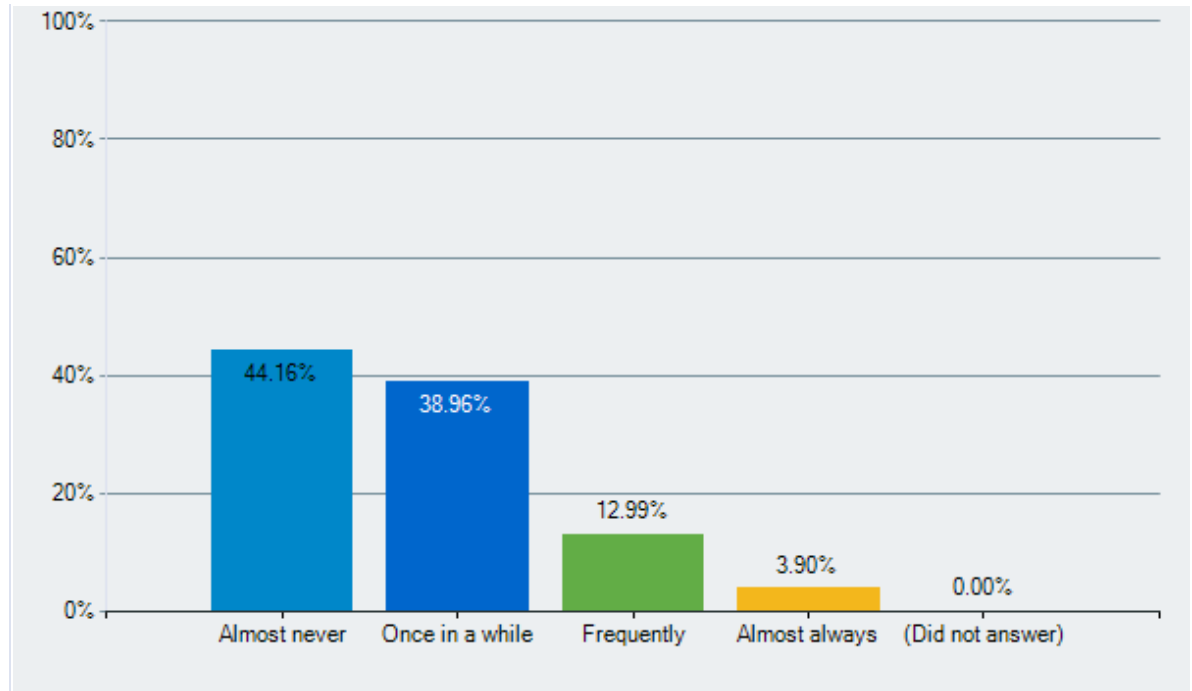


(Did not answer)	2	2.60%
<b>Total Responses</b>	<b>77</b>	



●● Q 13 How often do you worry about violence at your school?

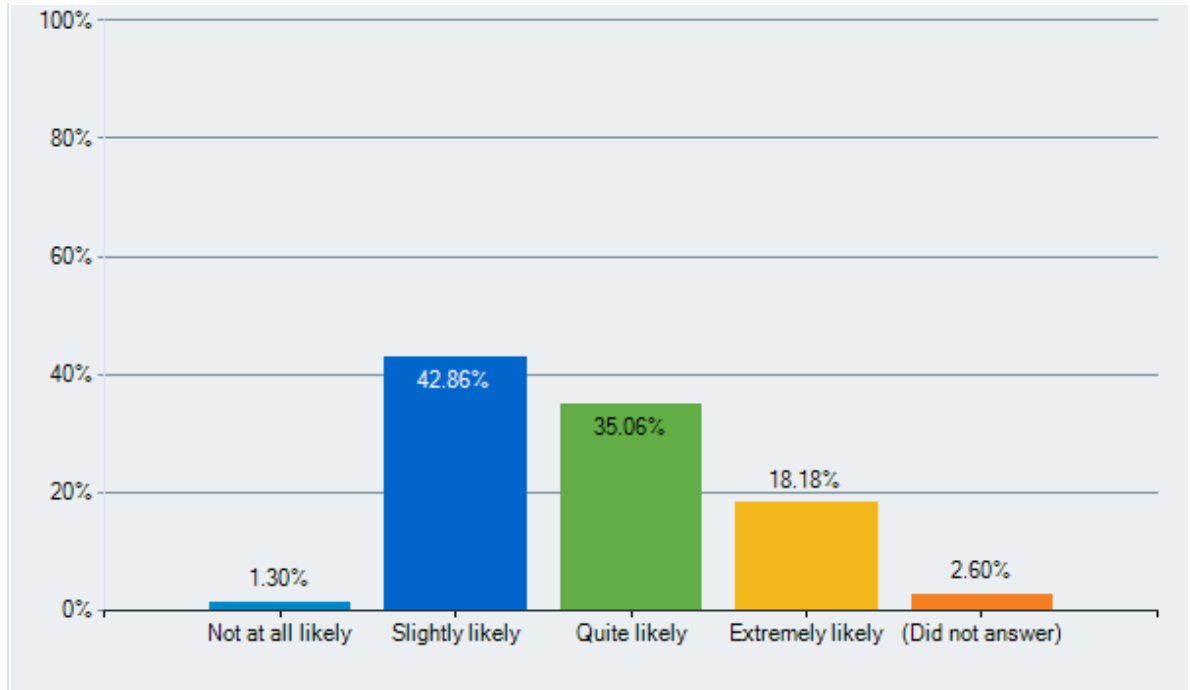
Answer	Responses	Percentage
Almost never	34	44.16%
Once in a while	30	38.96%
Frequently	10	12.99%
Almost always	3	3.90%
(Did not answer)	0	0%
<b>Total Responses</b>	<b>77</b>	



Q 14 If a student is bullied at your school, how difficult is it for him/her to get help from an adult?

Answer	Responses	Percentage
Not at all difficult	54	70.13%
Slightly difficult	15	19.48%
Quite difficult	7	9.09%
Extremely difficult	1	1.30%
(Did not answer)	0	0%
<b>Total Responses</b>	<b>77</b>	

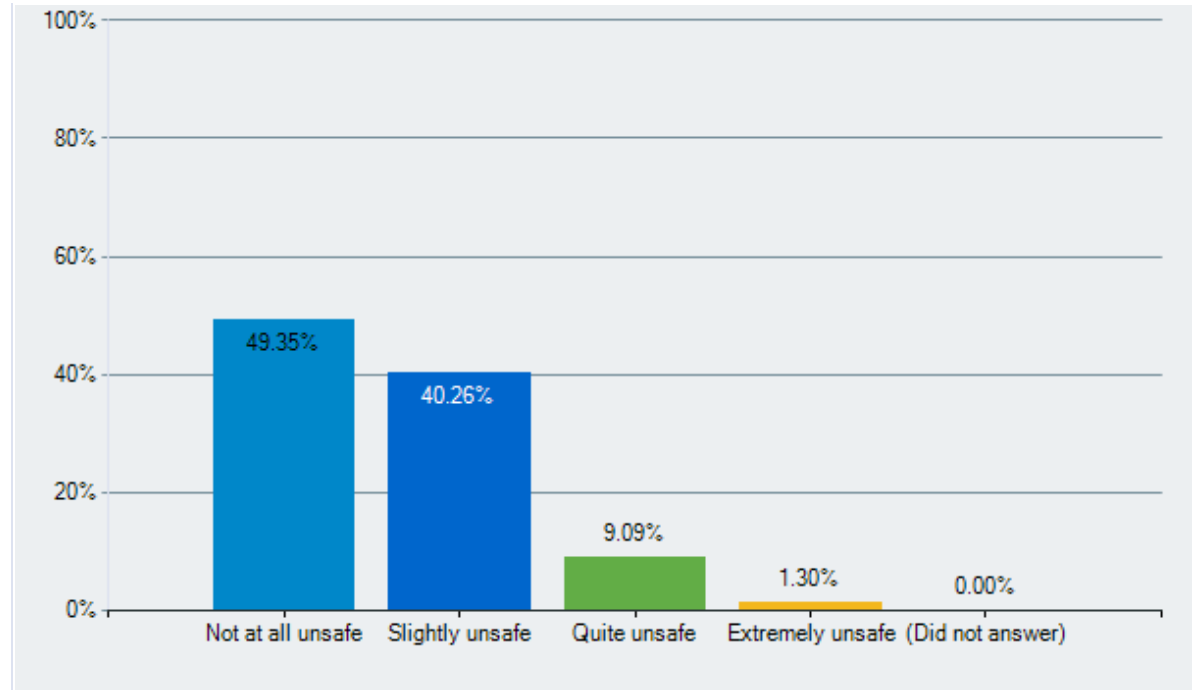




Q 16 Overall, how unsafe does your school feel?

Answer	Responses	Percentage
Not at all unsafe	38	49.35%
Slightly unsafe	31	40.26%
Quite unsafe	7	9.09%
Extremely unsafe	1	1.30%
(Did not answer)	0	0%
<b>Total Responses</b>	<b>77</b>	

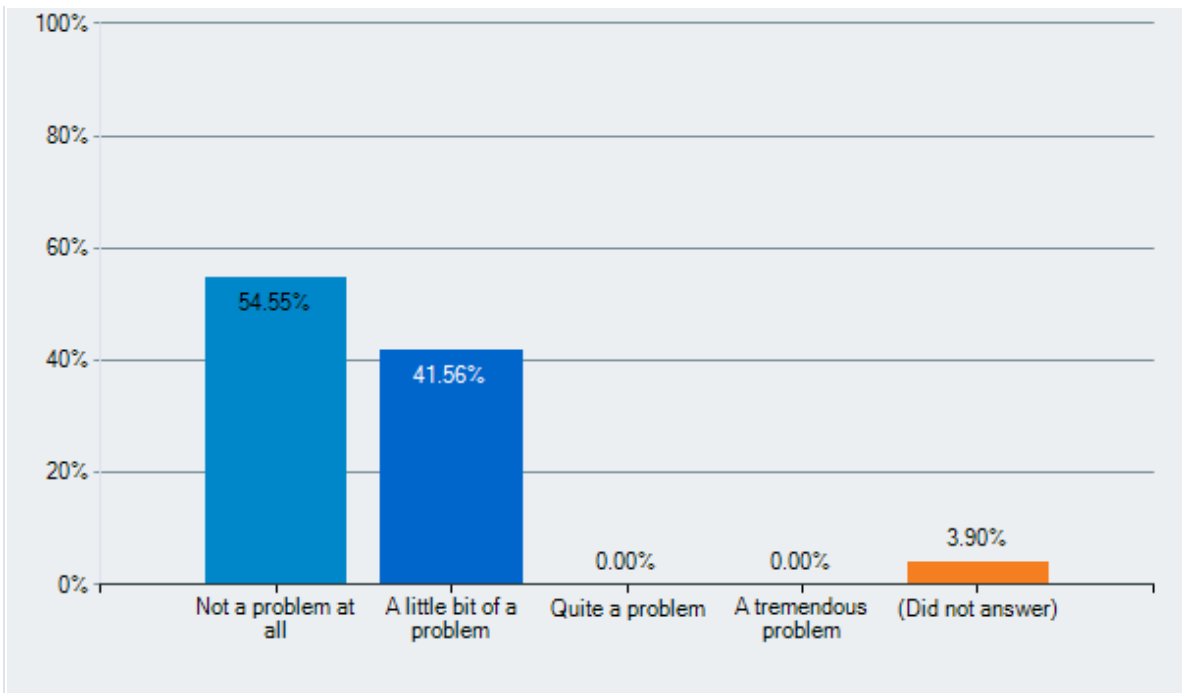




●● Q 17 To what extent are drugs a problem at your school?

Answer	Responses	Percentage
Not a problem at all	42	54.55%
A little bit of a problem	32	41.56%
Quite a problem	0	0%
A tremendous problem	0	0%
(Did not answer)	3	3.90%
<b>Total Responses</b>	<b>77</b>	

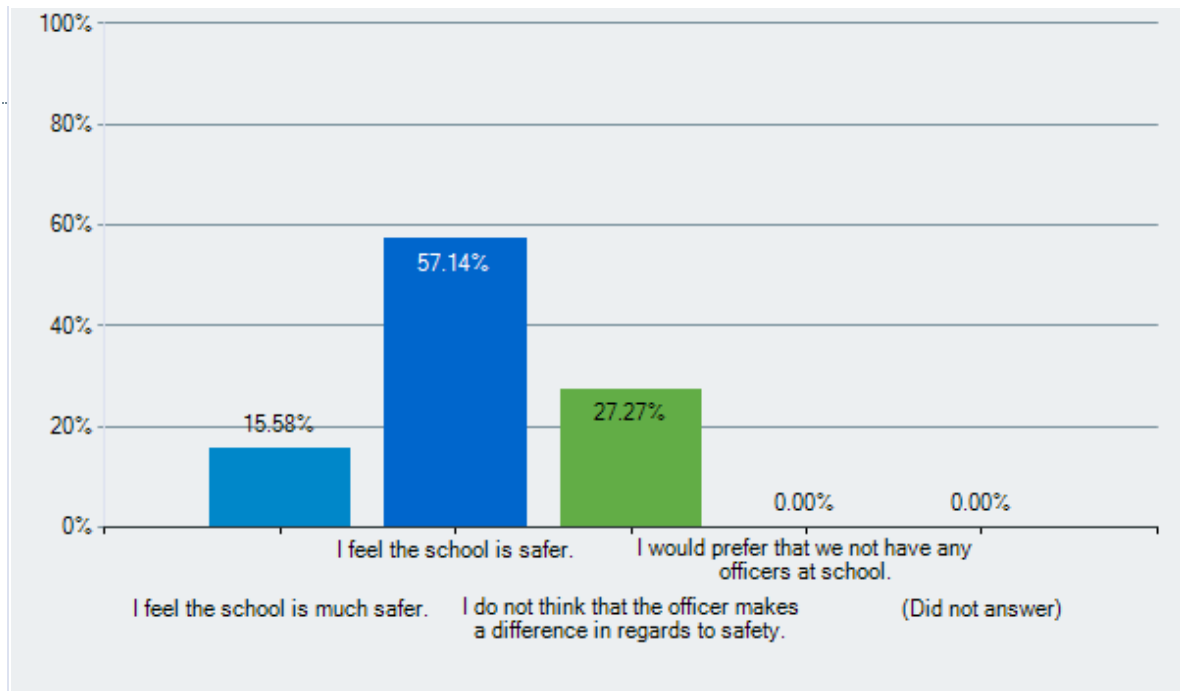
K12 Insight - Bar Graph



Q 18 During the 2022-2023 school year, GPS partnered with the Greenwich Police Department to provide 5 full time officers with each officer responsible for 3 schools (PK-8) in close proximity. GPS has seen a much greater presence on the campus, inside the buildings, and in general a higher visibility by staff, students, and families. How do you feel these measures impact the safety of your children and the school?

Answer	Responses	Percentage
I feel the school is much safer.	12	15.58%
I feel the school is safer.	44	57.14%
I do not think that the officer makes a difference in regards to safety.	21	27.27%
I would prefer that we not have any officers at school.	0	0%

(Did not answer)	0	0%
<b>Total Responses</b>	<b>77</b>	



The total percentage may exceed 100% due to rounding errors.