



# Greenwich Public Schools

## Hamilton Avenue Elementary School

Staff Survey

Spring 2023

<b>Teacher Composite Scores</b>	<b>School Climate (Q3-11)</b>	<b>School Safety (Q 13-17)</b>
<b>Hamilton Avenue</b>	<b>86.3%</b>	<b>96.2%</b>

# Survey Metrics

## Date Metrics

Start Date	12-May-23
End Date	31-Jul-23

## Deployment Metrics

Sent	0
Delivered	0
Bounced	0

## Response Metrics

Completed	879
Unique Access Rate	0.00%
Incomplete	0
Incomplete Incl. in Report	0

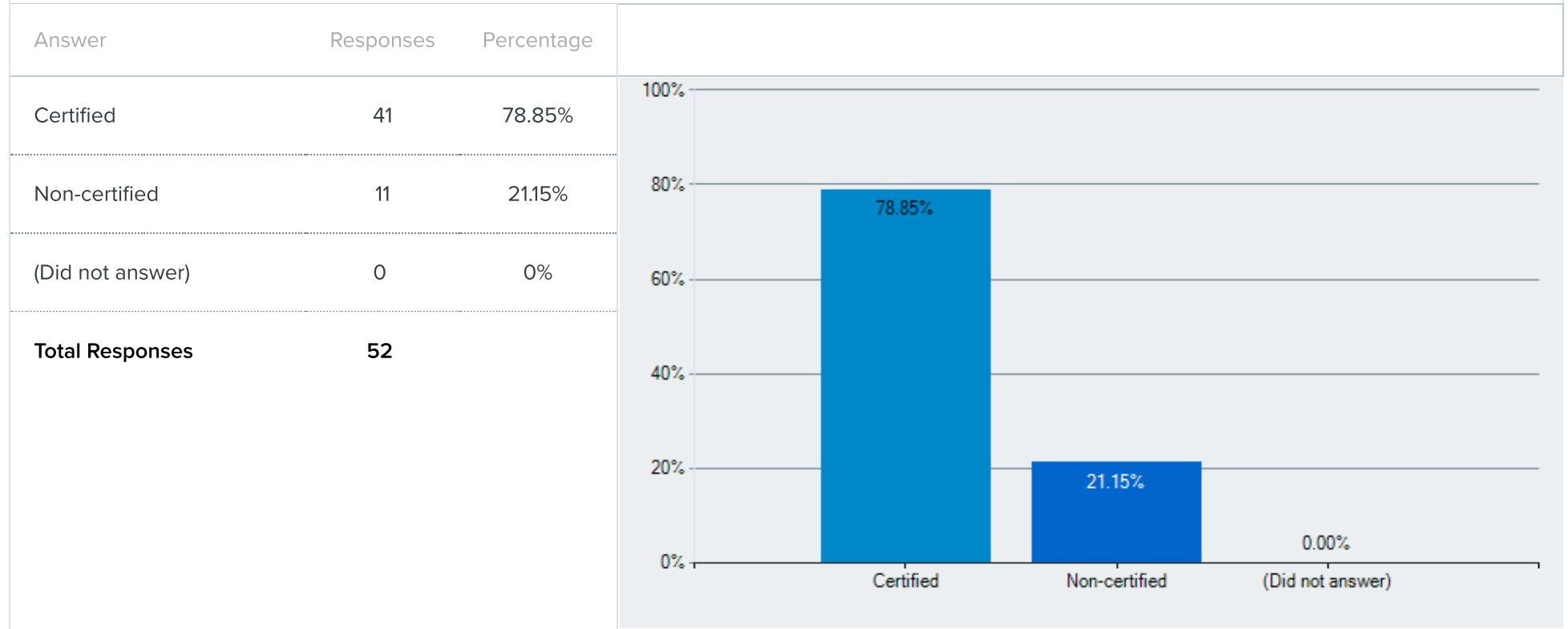


Filtered Responses: (52)

Name	Hamilton Avenue		
Condition(s)	C1: Q1.Primary School Assignment	is one of the following	Hamilton Avenue School
Logic	Match All Condition(s)		

## Bar Graph Report

Q 2 Are you a certified or a non-certified staff member?

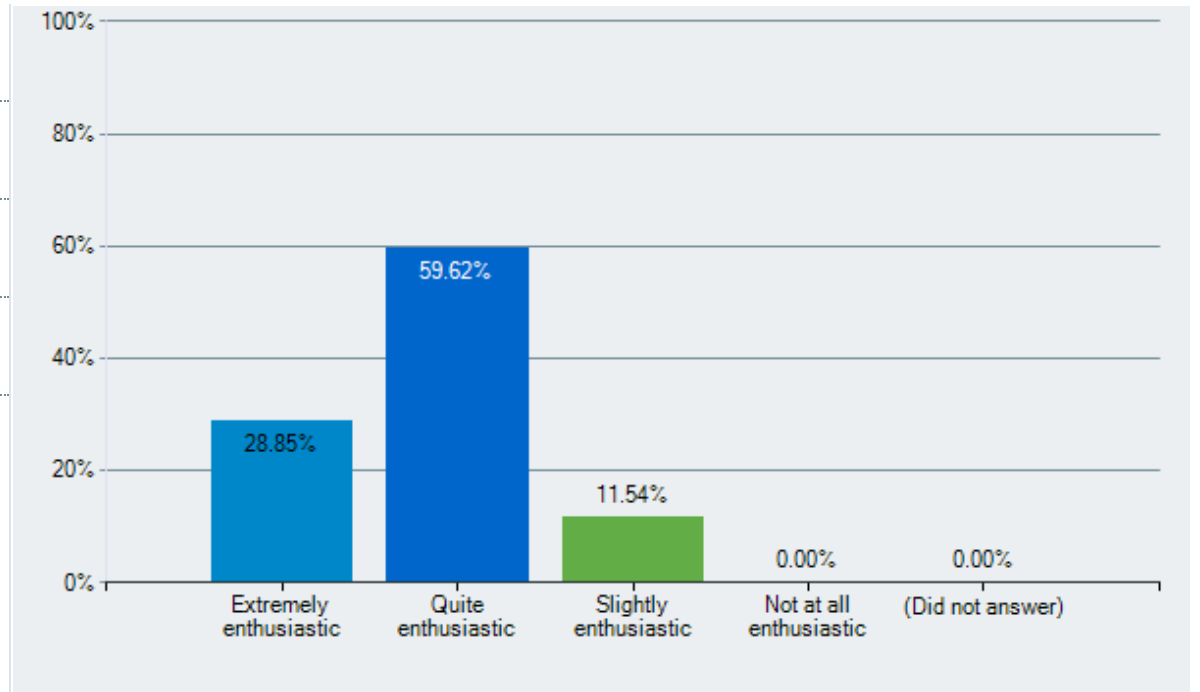


Because multiple answers per participant are possible, the total percentage may exceed 100%.

Q 3 On most days, how enthusiastic are the students about being at school?

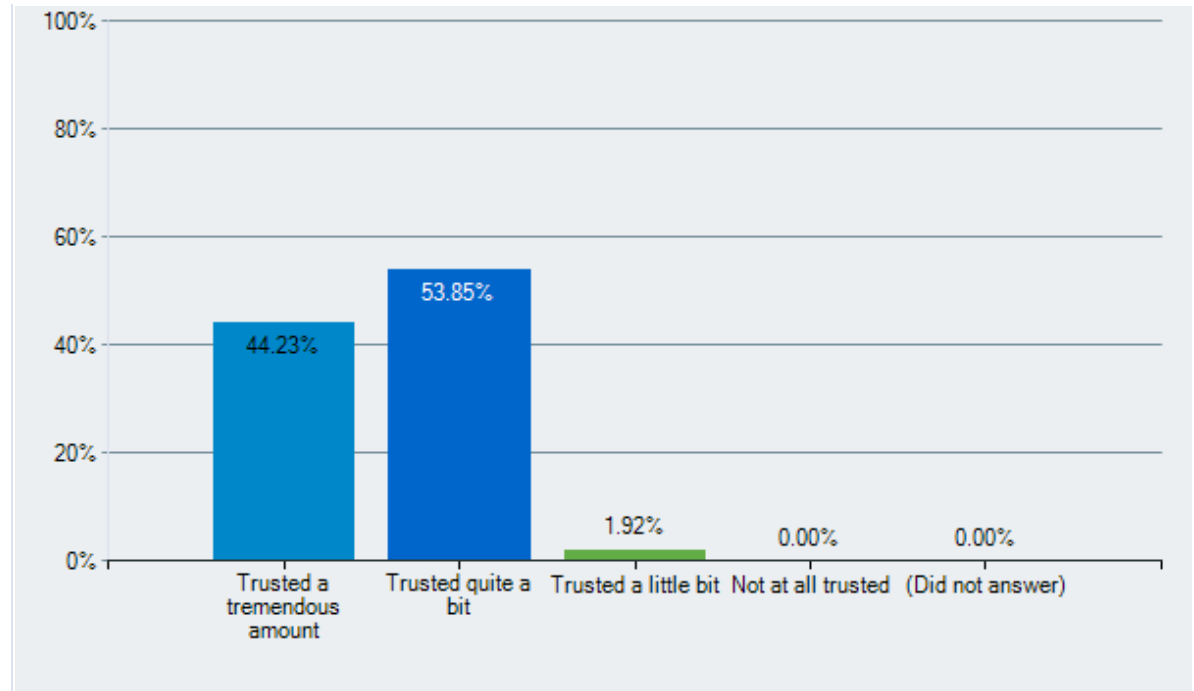
Answer	Responses	Percentage
Extremely enthusiastic	15	28.85%

Quite enthusiastic	31	59.62%
Slightly enthusiastic	6	11.54%
Not at all enthusiastic	0	0%
(Did not answer)	0	0%
<b>Total Responses</b>	<b>52</b>	



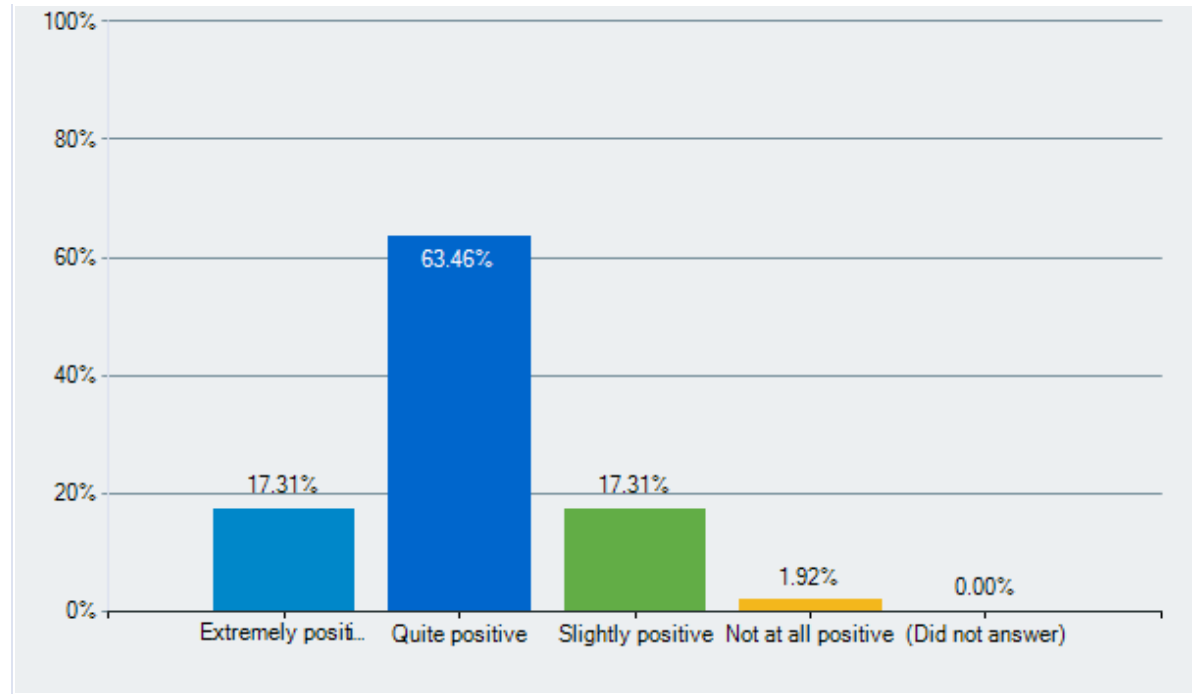
Q 4 To what extent are staff trusted to work in the way they think is best?

Answer	Responses	Percentage
Trusted a tremendous amount	23	44.23%
Trusted quite a bit	28	53.85%
Trusted a little bit	1	1.92%
Not at all trusted	0	0%
(Did not answer)	0	0%
<b>Total Responses</b>	<b>52</b>	



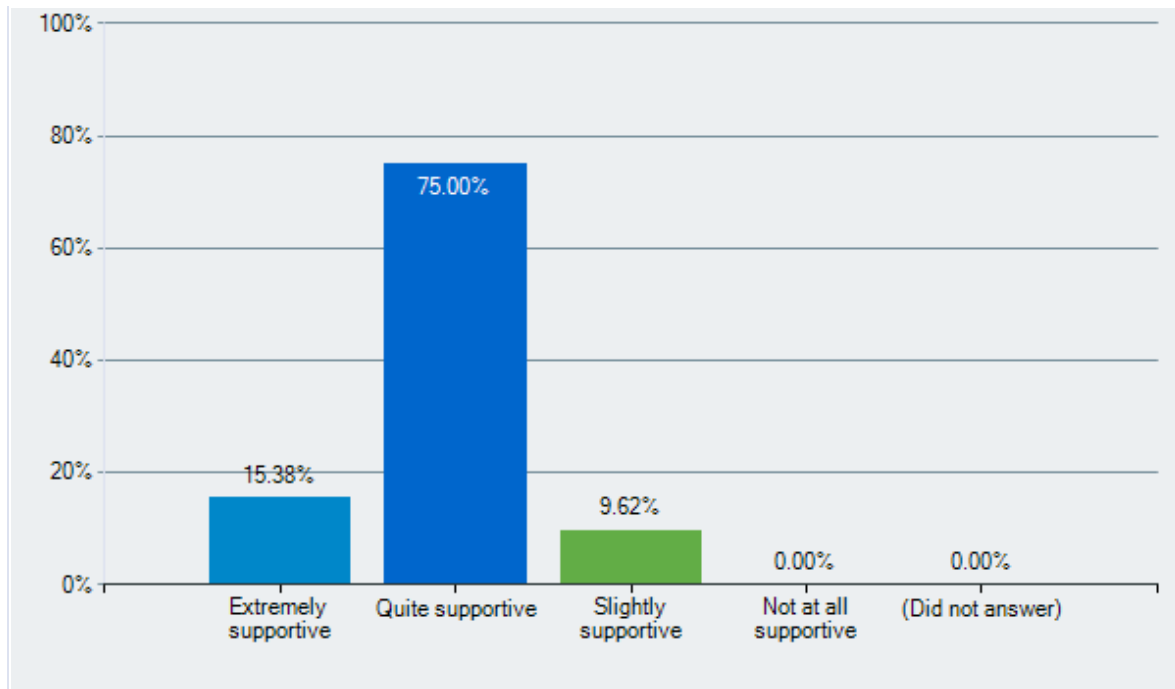
Q 5 How positive are the attitudes of your colleagues?

Answer	Responses	Percentage
Extremely positive	9	17.31%
Quite positive	33	63.46%
Slightly positive	9	17.31%
Not at all positive	1	1.92%
(Did not answer)	0	0%
<b>Total Responses</b>	<b>52</b>	



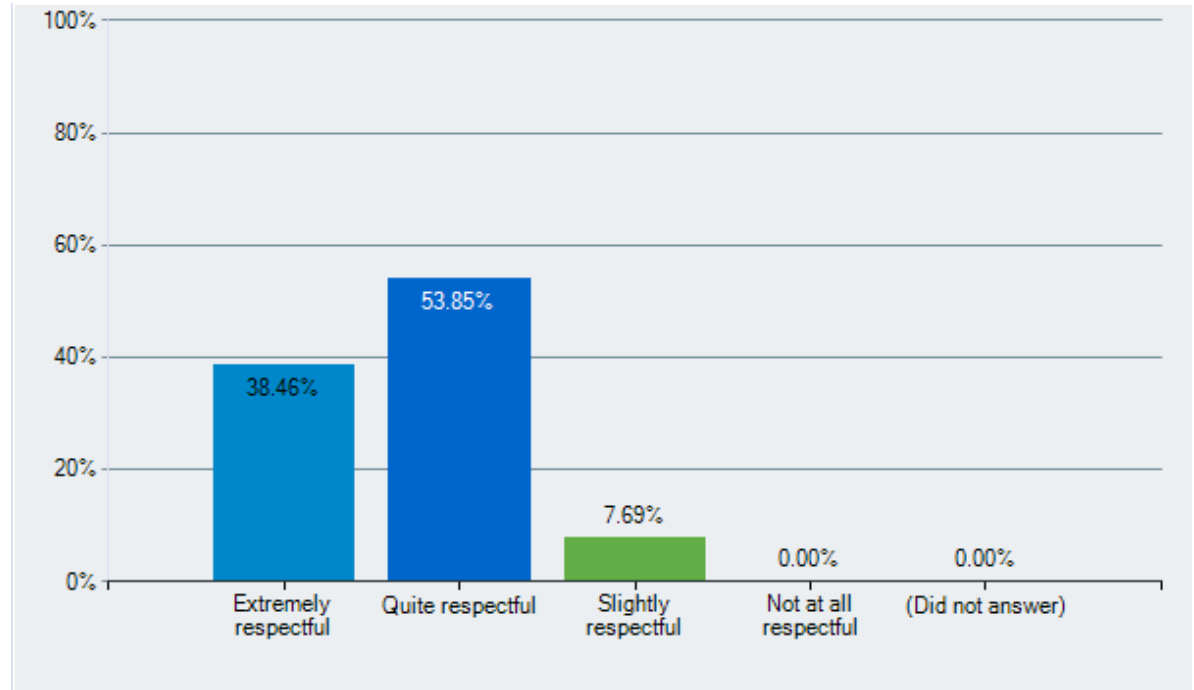
Q 6 How supportive are students in their interactions with each other?

Answer	Responses	Percentage
Extremely supportive	8	15.38%
Quite supportive	39	75.00%
Slightly supportive	5	9.62%
Not at all supportive	0	0%
(Did not answer)	0	0%
<b>Total Responses</b>	<b>52</b>	



Q 7 How respectful are the relationships between staff and students?

Answer	Responses	Percentage
Extremely respectful	20	38.46%
Quite respectful	28	53.85%
Slightly respectful	4	7.69%
Not at all respectful	0	0%
(Did not answer)	0	0%
<b>Total Responses</b>	<b>52</b>	

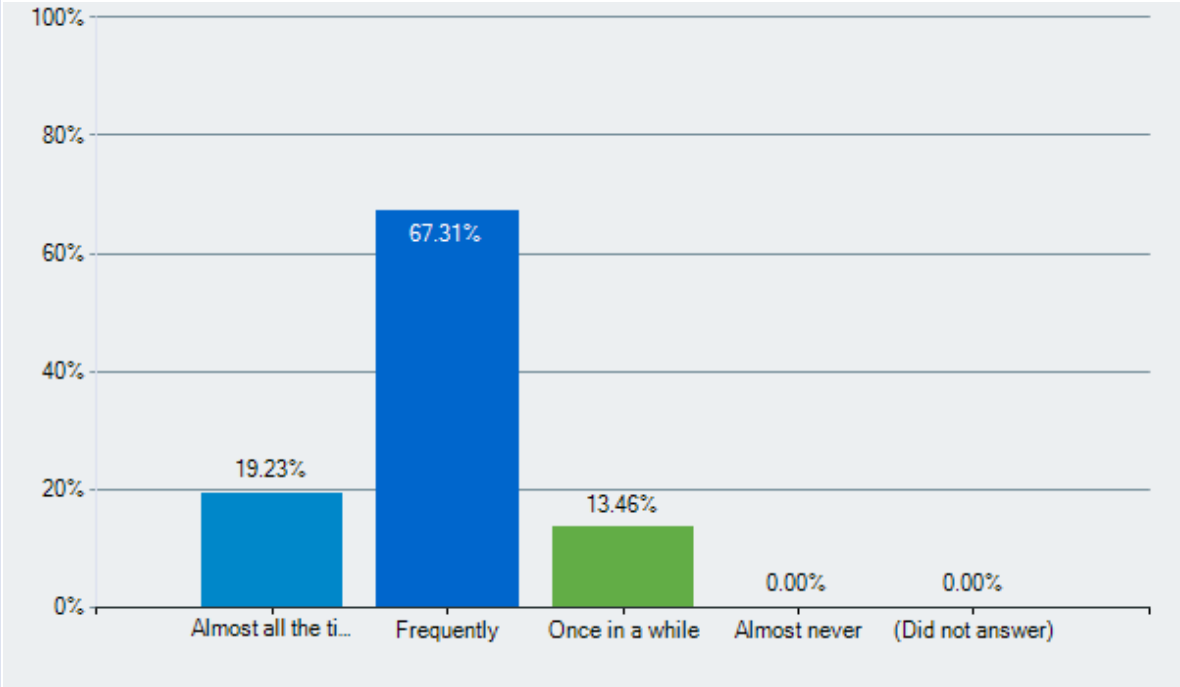


●● Q 8 How optimistic are you that your school will improve in the future?

Answer	Responses	Percentage
Extremely optimistic	31	59.62%
Quite optimistic	18	34.62%
Slightly optimistic	2	3.85%
Not at all optimistic	1	1.92%
(Did not answer)	0	0%
<b>Total Responses</b>	<b>52</b>	

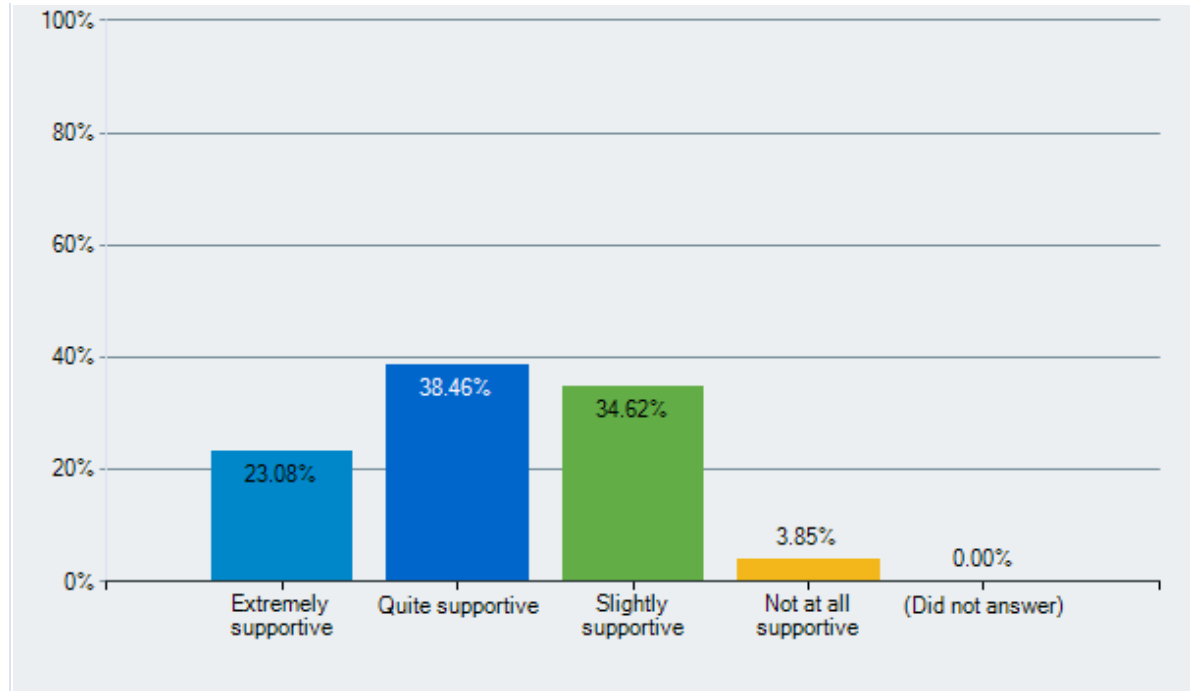






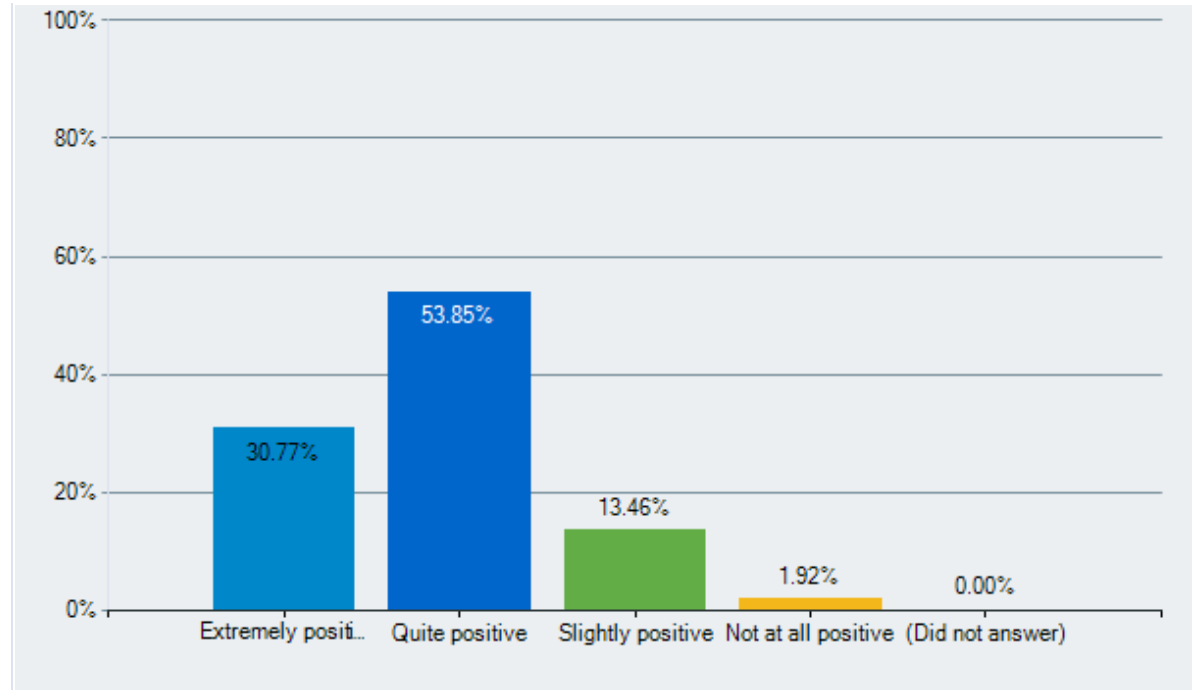
Q 10 When new initiatives are presented at your school, how supportive are your colleagues?

Answer	Responses	Percentage
Extremely supportive	12	23.08%
Quite supportive	20	38.46%
Slightly supportive	18	34.62%
Not at all supportive	2	3.85%
(Did not answer)	0	0%
<b>Total Responses</b>	<b>52</b>	



Q 11 Overall, how positive is the working environment at your school?

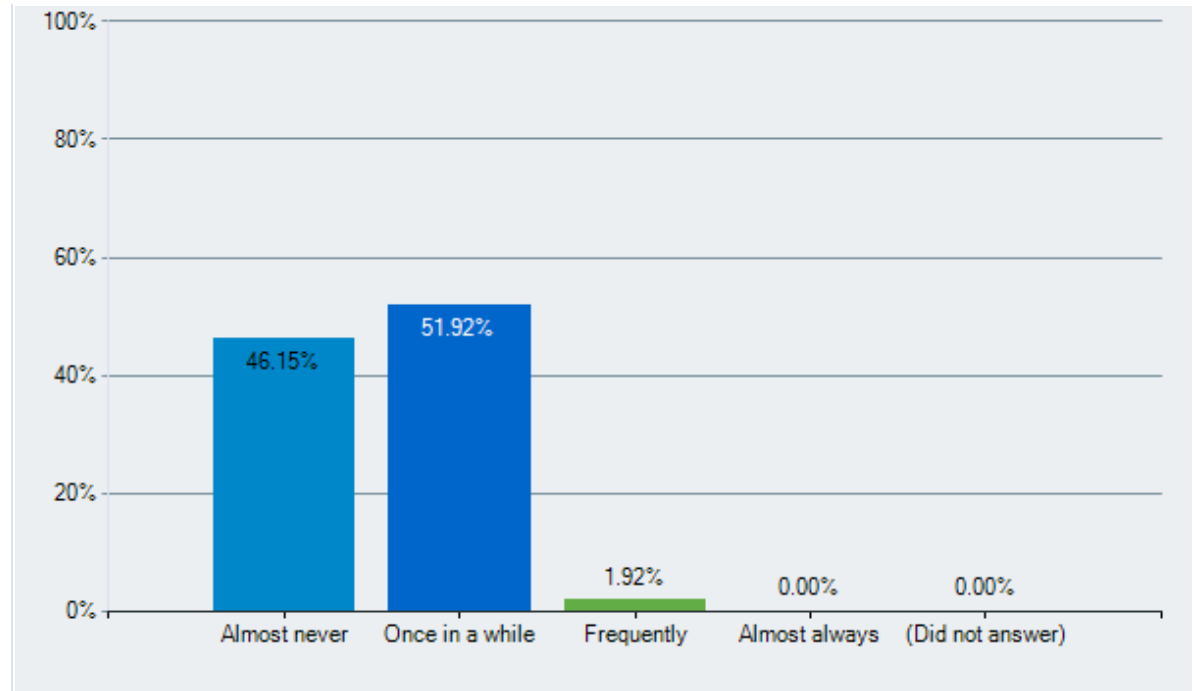
Answer	Responses	Percentage
Extremely positive	16	30.77%
Quite positive	28	53.85%
Slightly positive	7	13.46%
Not at all positive	1	1.92%
(Did not answer)	0	0%
<b>Total Responses</b>	<b>52</b>	



Q 12 We would like to relook at the best way to celebrate our collective teaching community. Prior to Covid, we traditionally held a half day Convocation at GHS on the first or second day of school. We have heard overwhelming sentiment that teachers need more time to prepare before the first day of school and for 2023-2024 we have adjusted the calendar to provide 4 days before the first day of school. Please let us know your thoughts about Convocation for next August by selecting one of the following three options:

Answer	Responses	Percentage
Option 1. Restart the district wide Convocation on the first day back from Summer.	4	7.69%
Option 2: Restart the district wide Convocation on the second day back from Summer.	5	9.62%
Option 3: No Convocation and staff can have more time to prepare for the first day.	43	82.69%





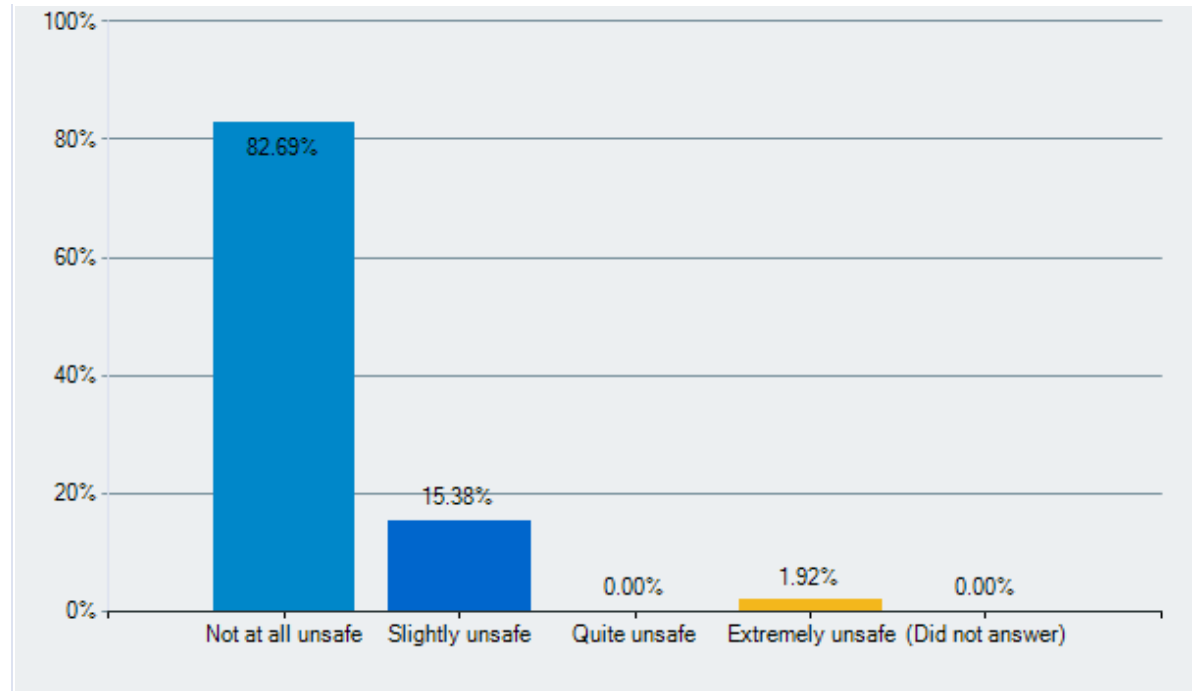
Q 14 If a student is bullied at your school, how difficult is it for him/her to get help from an adult?

Answer	Responses	Percentage
Not at all difficult	46	88.46%
Slightly difficult	5	9.62%
Quite difficult	0	0%
Extremely difficult	0	0%
(Did not answer)	1	1.92%
<b>Total Responses</b>	<b>52</b>	





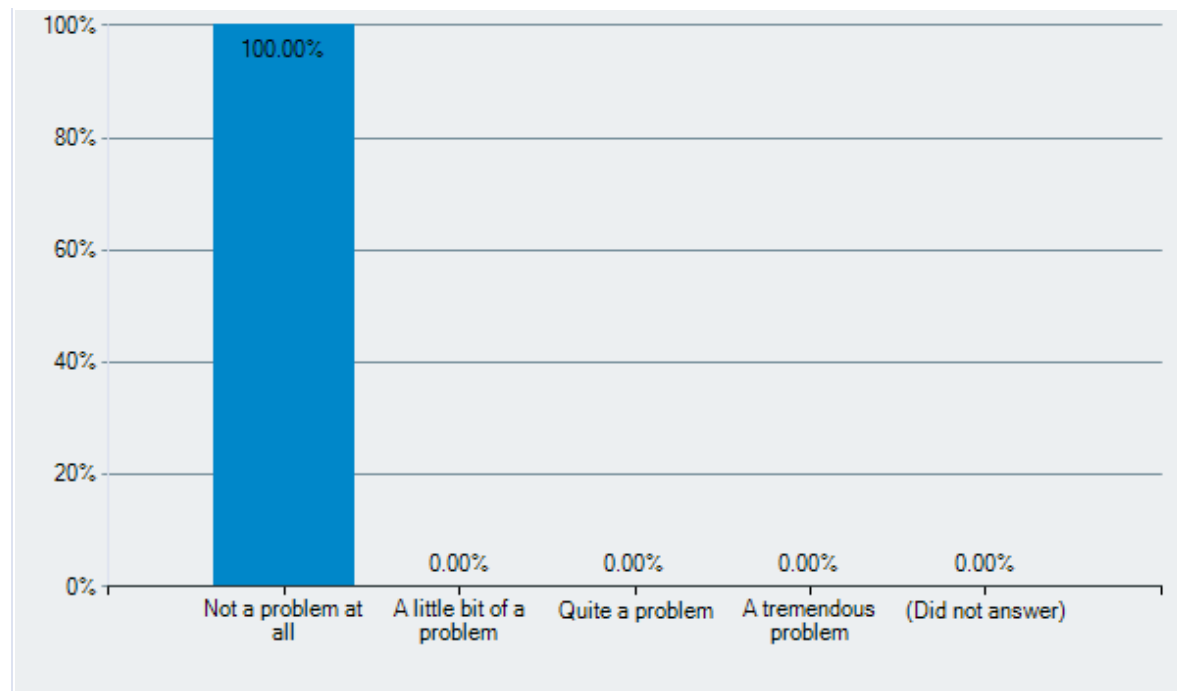




Q 17 To what extent are drugs a problem at your school?

Answer	Responses	Percentage
Not a problem at all	52	100.00%
A little bit of a problem	0	0%
Quite a problem	0	0%
A tremendous problem	0	0%
(Did not answer)	0	0%
<b>Total Responses</b>	<b>52</b>	

K12 Insight - Bar Graph



Q 18 During the 2022-2023 school year, GPS partnered with the Greenwich Police Department to provide 5 full time officers with each officer responsible for 3 schools (PK-8) in close proximity. GPS has seen a much greater presence on the campus, inside the buildings, and in general a higher visibility by staff, students, and families. How do you feel these measures impact the safety of your children and the school?

Answer	Responses	Percentage
I feel the school is much safer.	20	38.46%
I feel the school is safer.	24	46.15%
I do not think that the officer makes a difference in regards to safety.	7	13.46%
I would prefer that we not have any officers at school.	1	1.92%

