



Greenwich Public Schools

Central Middle School

Staff Survey

Spring 2023

Teacher Composite Scores	School Climate (Q3-11)	School Safety (Q 13-17)
CMS	45.6%	73.2%

Survey Metrics

Date Metrics

Start Date	12-May-23
End Date	31-Jul-23

Deployment Metrics

Sent	0
Delivered	0
Bounced	0

Response Metrics

Completed	880
Unique Access Rate	0.00%
Incomplete	0
Incomplete Incl. in Report	0

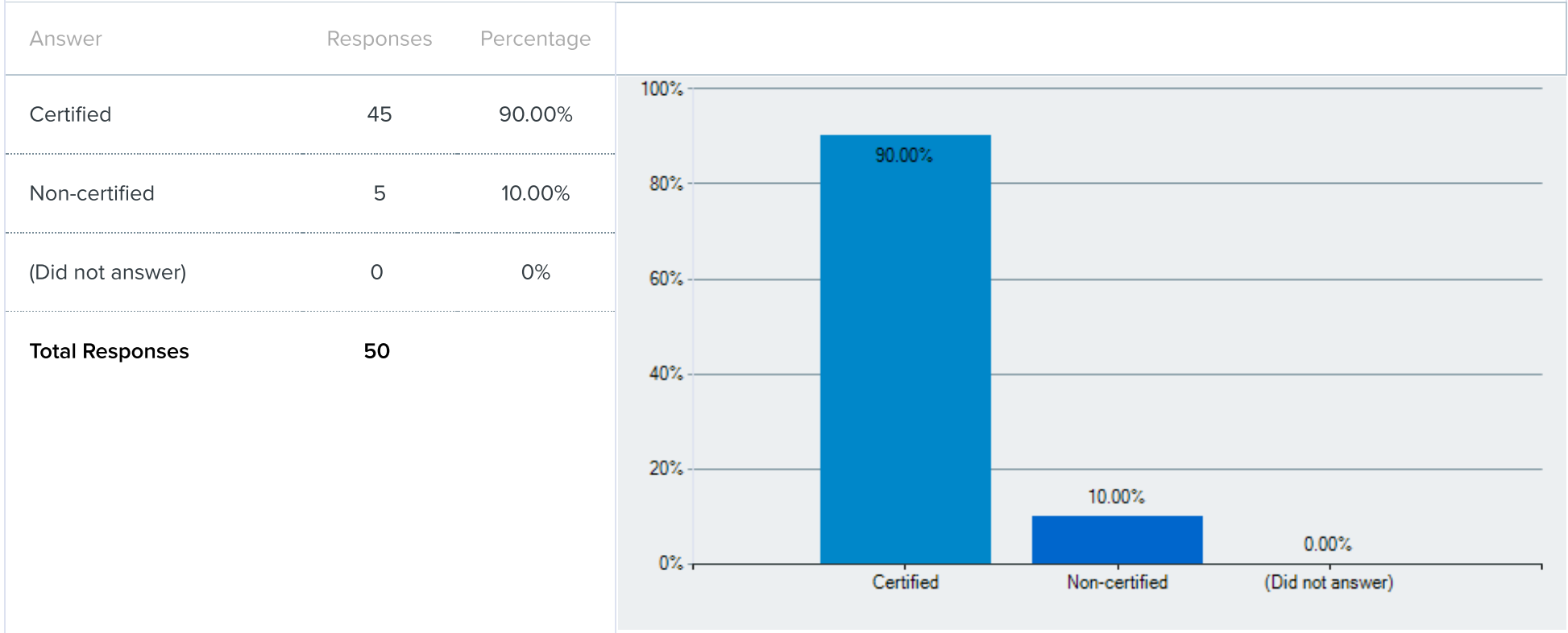


Filtered Responses: (50)

Name	CMS		
Condition(s)	C1: Q1.Primary School Assignment	is one of the following	Central Middle School
Logic	Match All Condition(s)		


Bar Graph Report

Q 2 Are you a certified or a non-certified staff member?

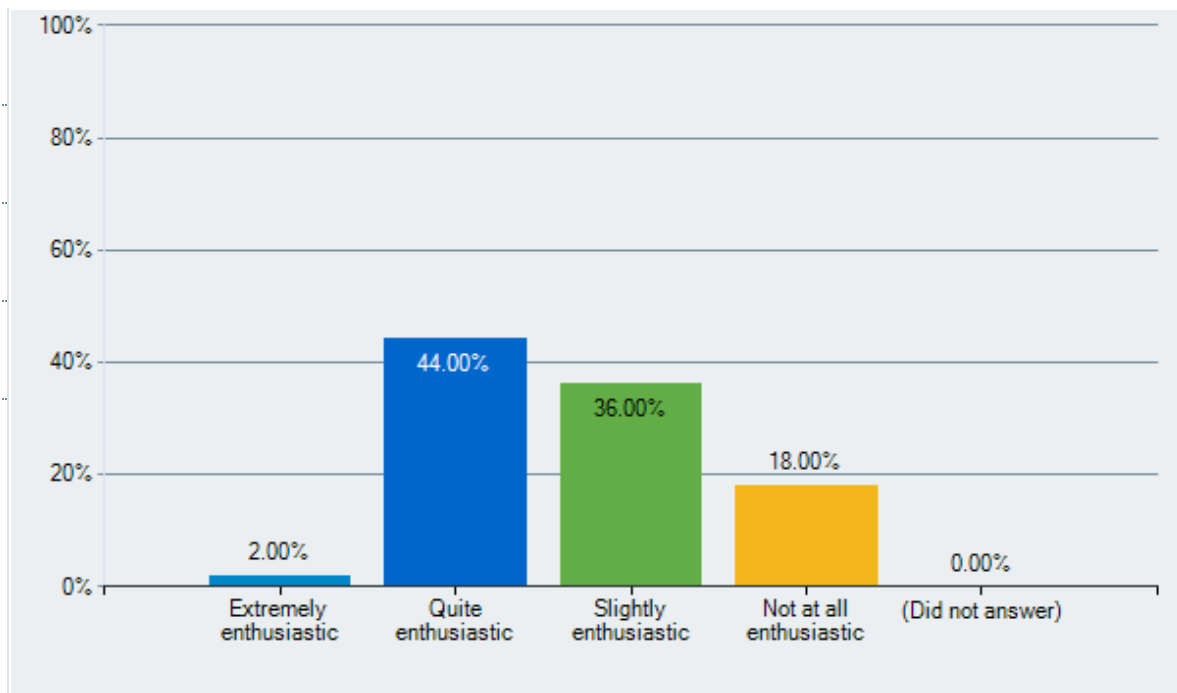


Because multiple answers per participant are possible, the total percentage may exceed 100%.

Q 3 On most days, how enthusiastic are the students about being at school?

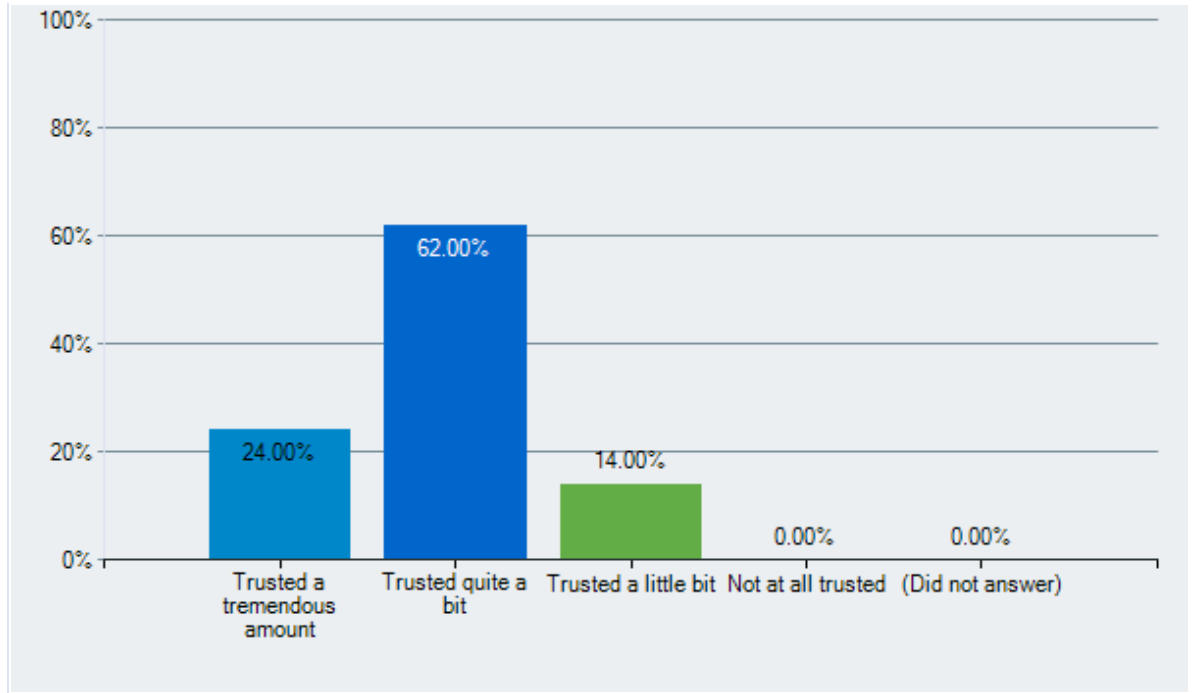


Quite enthusiastic	22	44.00%
Slightly enthusiastic	18	36.00%
Not at all enthusiastic	9	18.00%
(Did not answer)	0	0%
Total Responses	50	



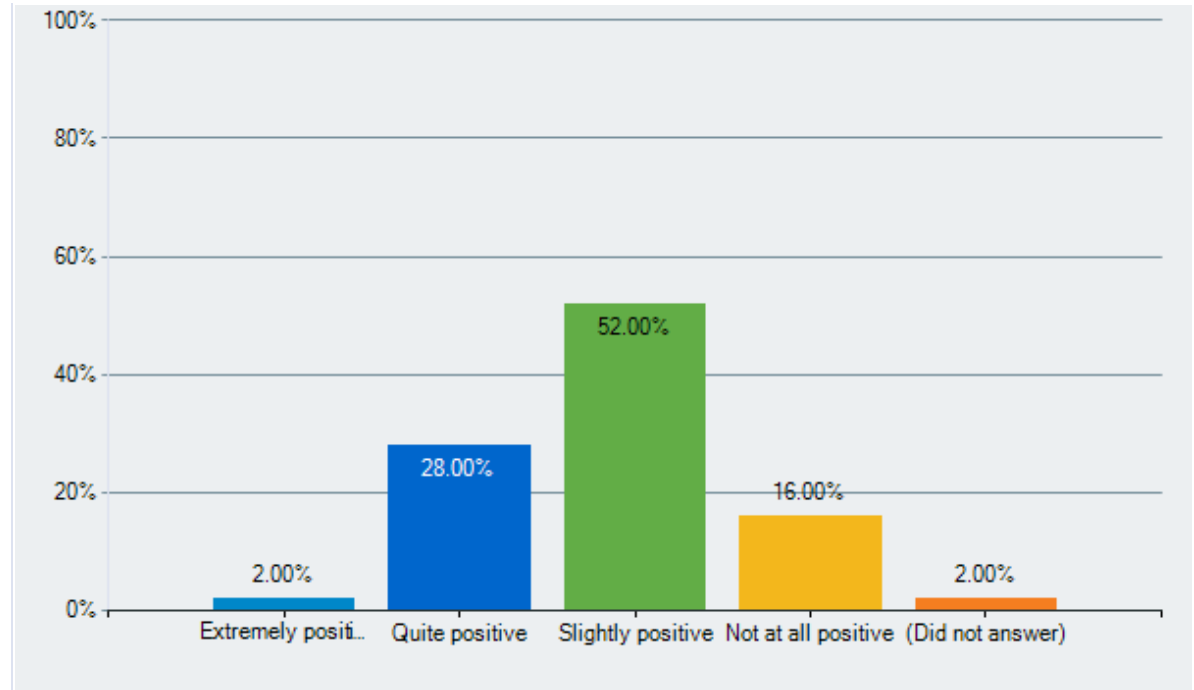
Q 4 To what extent are staff trusted to work in the way they think is best?

Answer	Responses	Percentage
Trusted a tremendous amount	12	24.00%
Trusted quite a bit	31	62.00%
Trusted a little bit	7	14.00%
Not at all trusted	0	0%
(Did not answer)	0	0%
Total Responses	50	



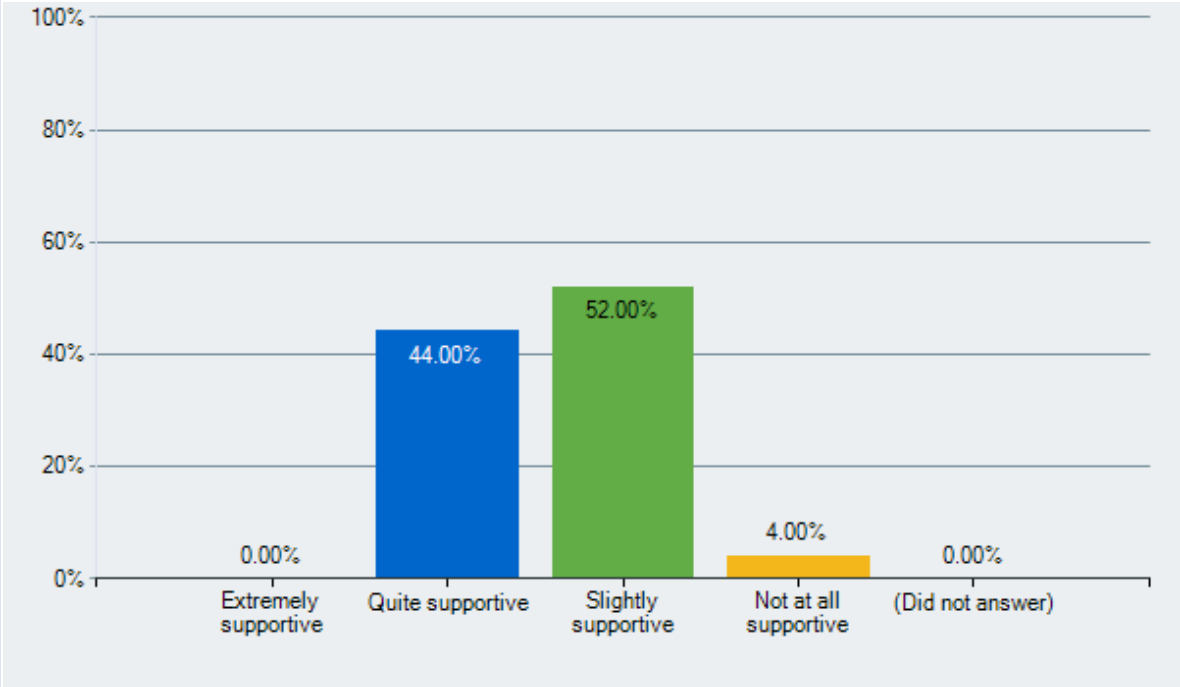
Q 5 How positive are the attitudes of your colleagues?

Answer	Responses	Percentage
Extremely positive	1	2.00%
Quite positive	14	28.00%
Slightly positive	26	52.00%
Not at all positive	8	16.00%
(Did not answer)	1	2.00%
Total Responses	50	



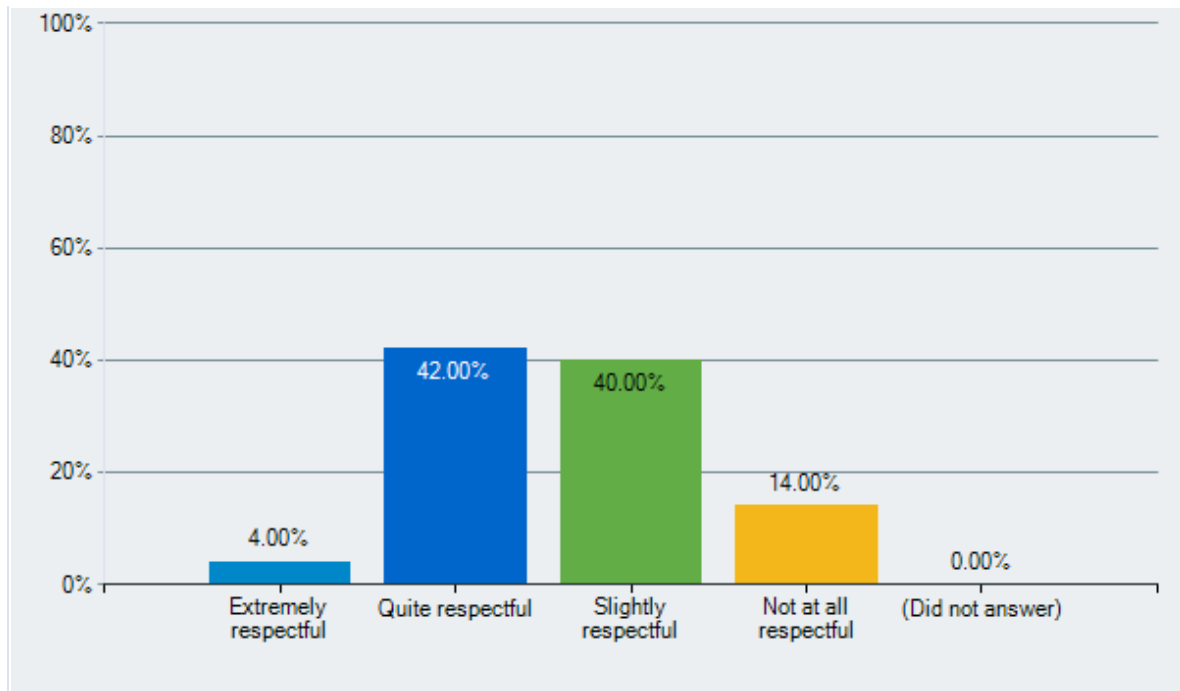
Q 6 How supportive are students in their interactions with each other?

Answer	Responses	Percentage
Extremely supportive	0	0%
Quite supportive	22	44.00%
Slightly supportive	26	52.00%
Not at all supportive	2	4.00%
(Did not answer)	0	0%
Total Responses	50	



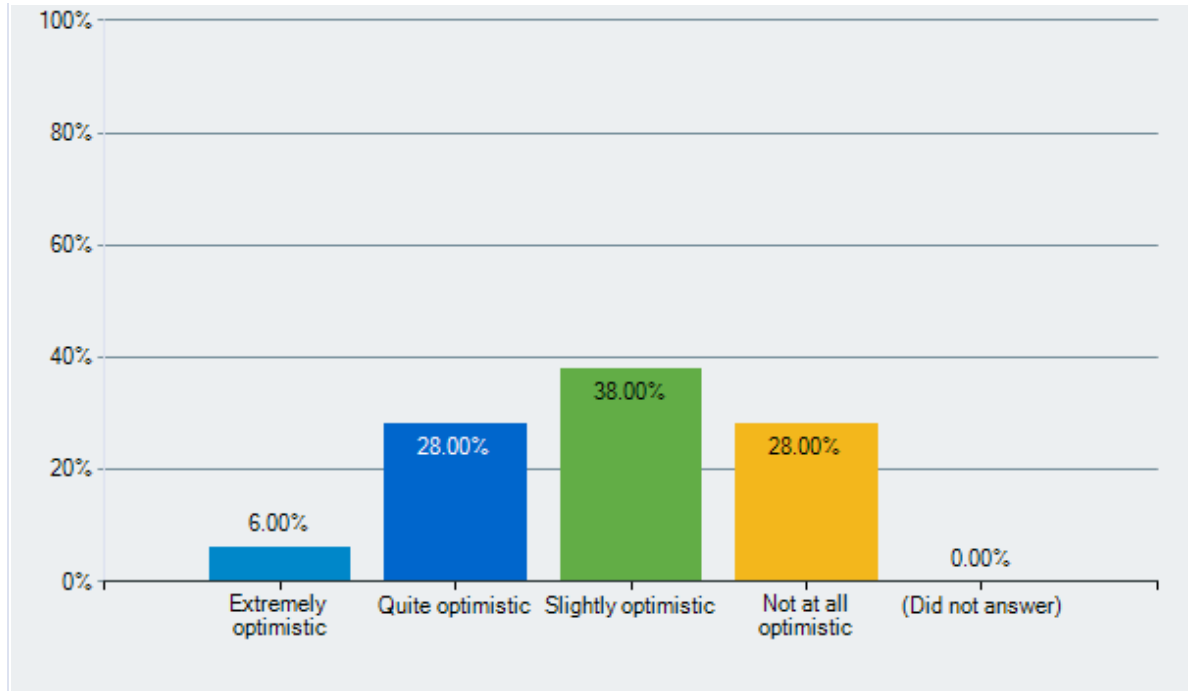
Q 7 How respectful are the relationships between staff and students?

Answer	Responses	Percentage
Extremely respectful	2	4.00%
Quite respectful	21	42.00%
Slightly respectful	20	40.00%
Not at all respectful	7	14.00%
(Did not answer)	0	0%
Total Responses	50	



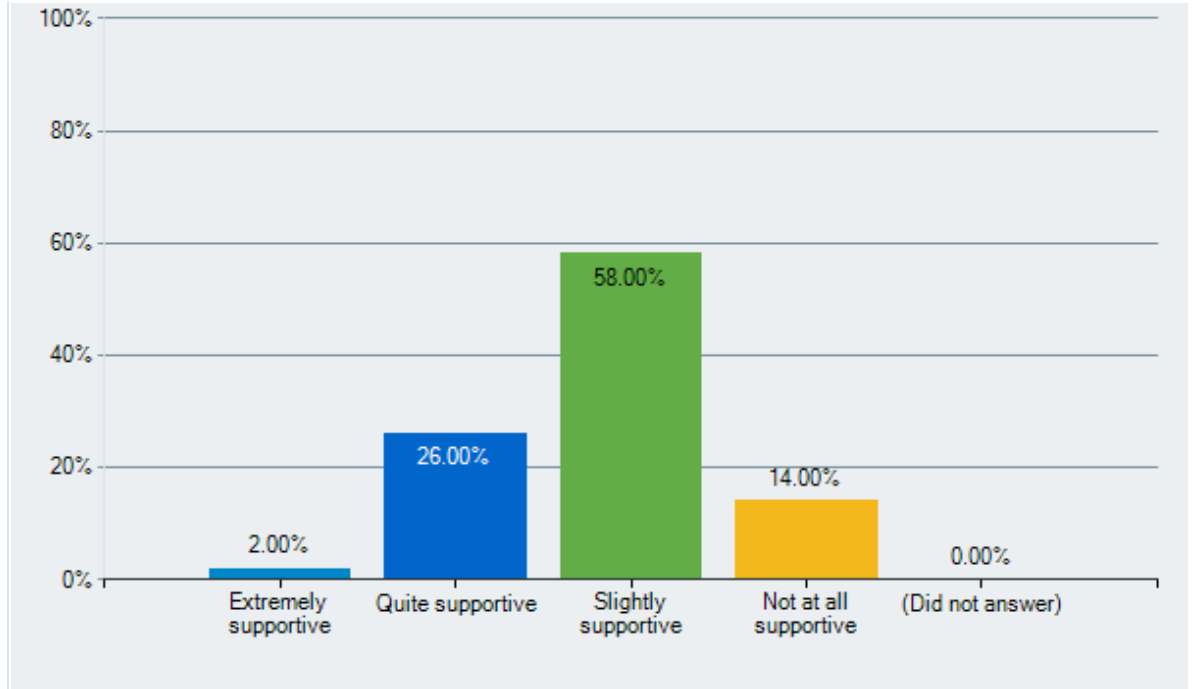
Q 8 How optimistic are you that your school will improve in the future?

Answer	Responses	Percentage
Extremely optimistic	3	6.00%
Quite optimistic	14	28.00%
Slightly optimistic	19	38.00%
Not at all optimistic	14	28.00%
(Did not answer)	0	0%
Total Responses	50	



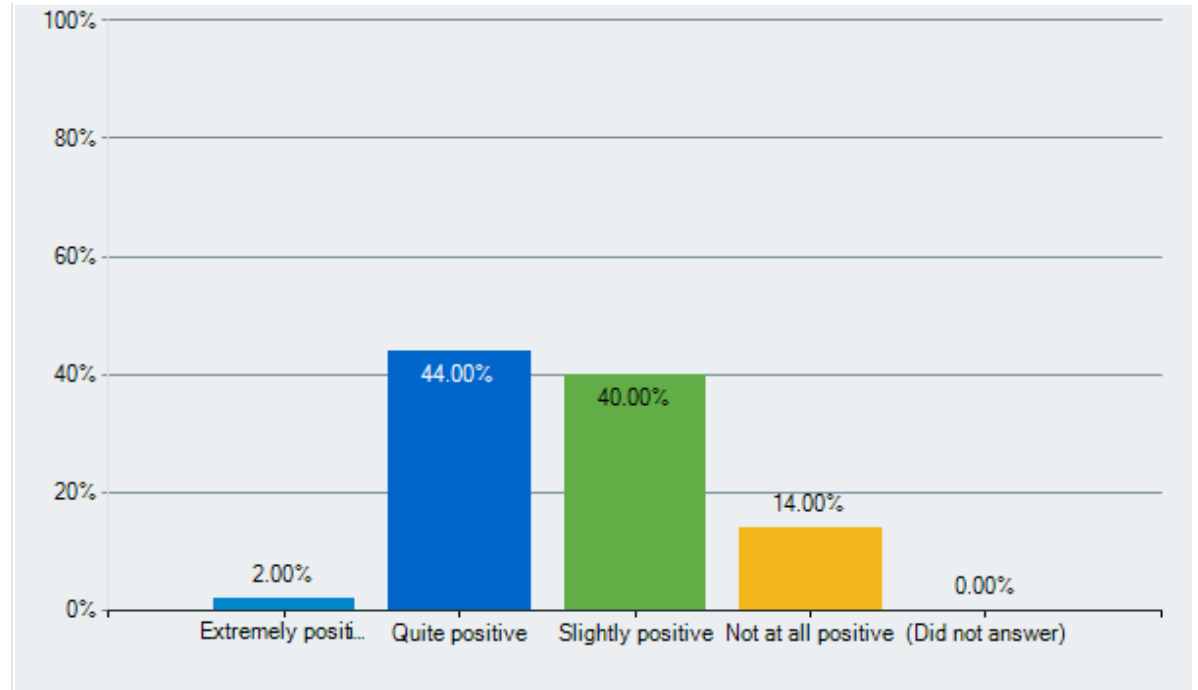
Q 9 How often do you see students helping each other without being prompted?

Answer	Responses	Percentage
Almost all the time	0	0%
Frequently	25	50.00%
Once in a while	20	40.00%
Almost never	5	10.00%
(Did not answer)	0	0%
Total Responses	50	



Q 11 Overall, how positive is the working environment at your school?

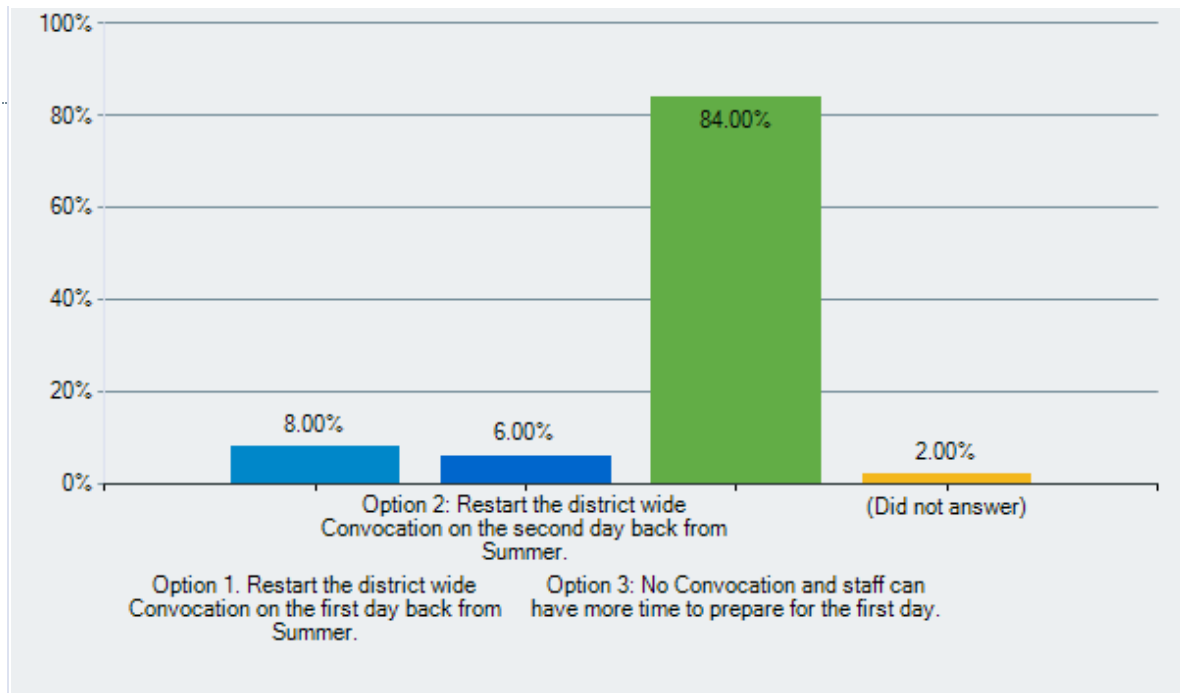
Answer	Responses	Percentage
Extremely positive	1	2.00%
Quite positive	22	44.00%
Slightly positive	20	40.00%
Not at all positive	7	14.00%
(Did not answer)	0	0%
Total Responses	50	



Q 12 We would like to relook at the best way to celebrate our collective teaching community. Prior to Covid, we traditionally held a half day Convocation at GHS on the first or second day of school. We have heard overwhelming sentiment that teachers need more time to prepare before the first day of school and for 2023-2024 we have adjusted the calendar to provide 4 days before the first day of school. Please let us know your thoughts about Convocation for next August by selecting one of the following three options:

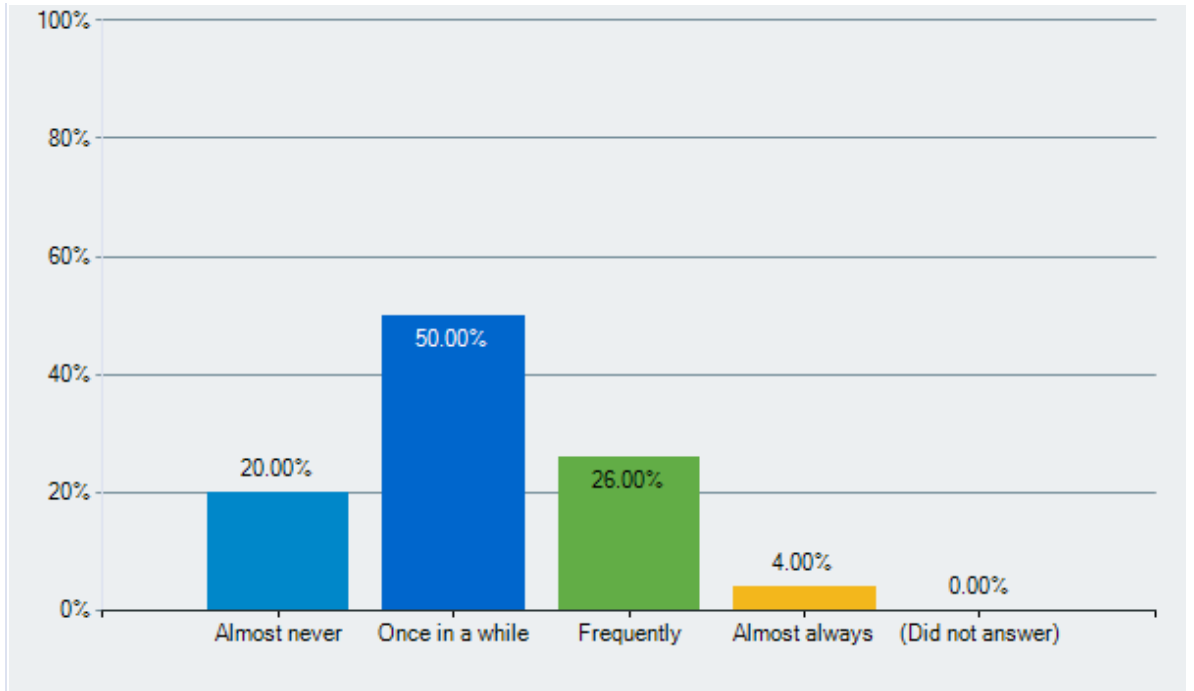
Answer	Responses	Percentage
Option 1. Restart the district wide Convocation on the first day back from Summer.	4	8.00%
Option 2: Restart the district wide Convocation on the second day back from Summer.	3	6.00%
Option 3: No Convocation and staff can have more time to prepare for the first day.	42	84.00%

(Did not answer)	1	2.00%
Total Responses	50	



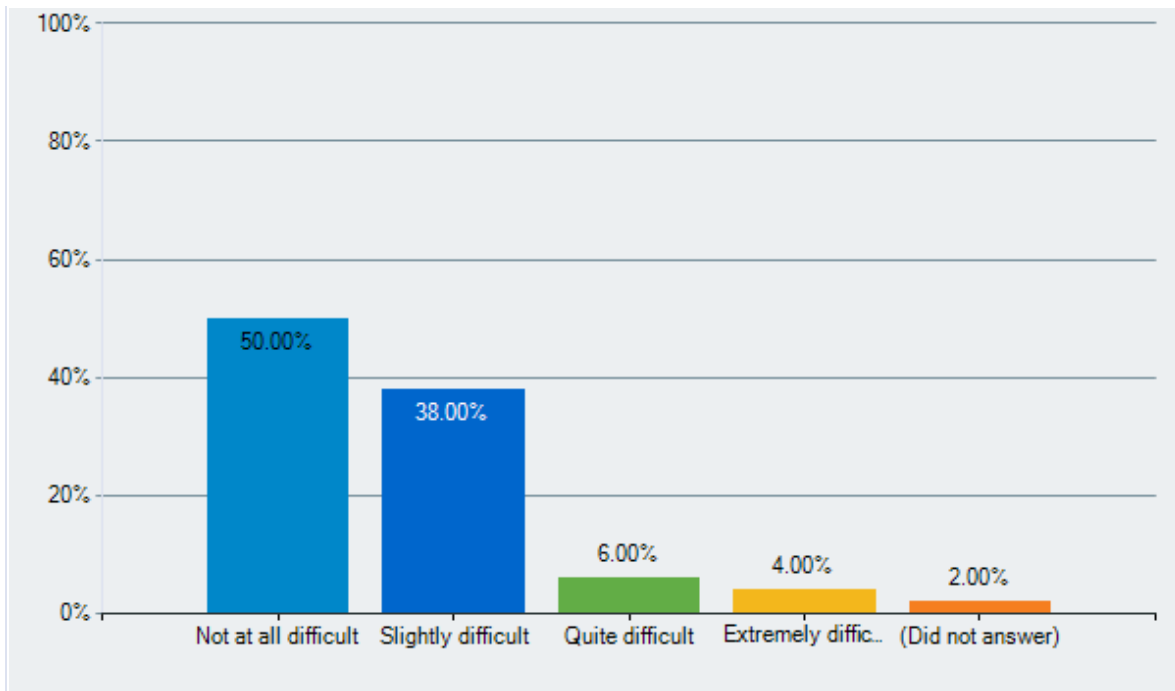
Q 13 How often do you worry about violence at your school?

Answer	Responses	Percentage
Almost never	10	20.00%
Once in a while	25	50.00%
Frequently	13	26.00%
Almost always	2	4.00%
(Did not answer)	0	0%
Total Responses	50	



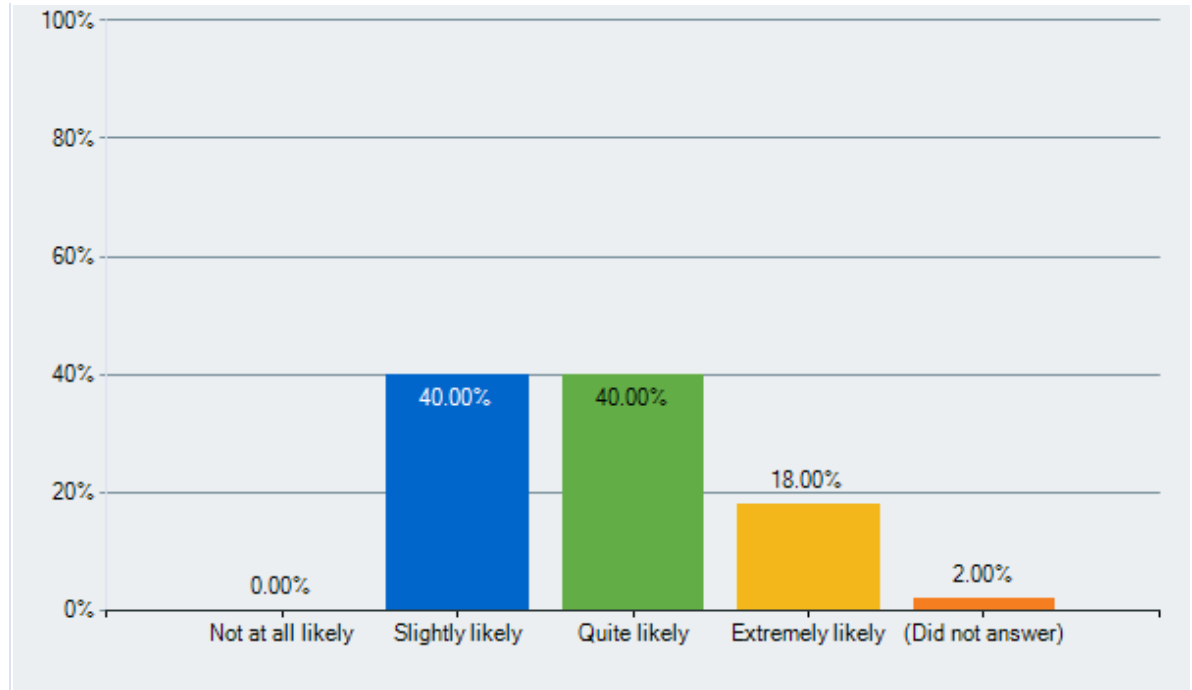
Q 14 If a student is bullied at your school, how difficult is it for him/her to get help from an adult?

Answer	Responses	Percentage
Not at all difficult	25	50.00%
Slightly difficult	19	38.00%
Quite difficult	3	6.00%
Extremely difficult	2	4.00%
(Did not answer)	1	2.00%
Total Responses	50	



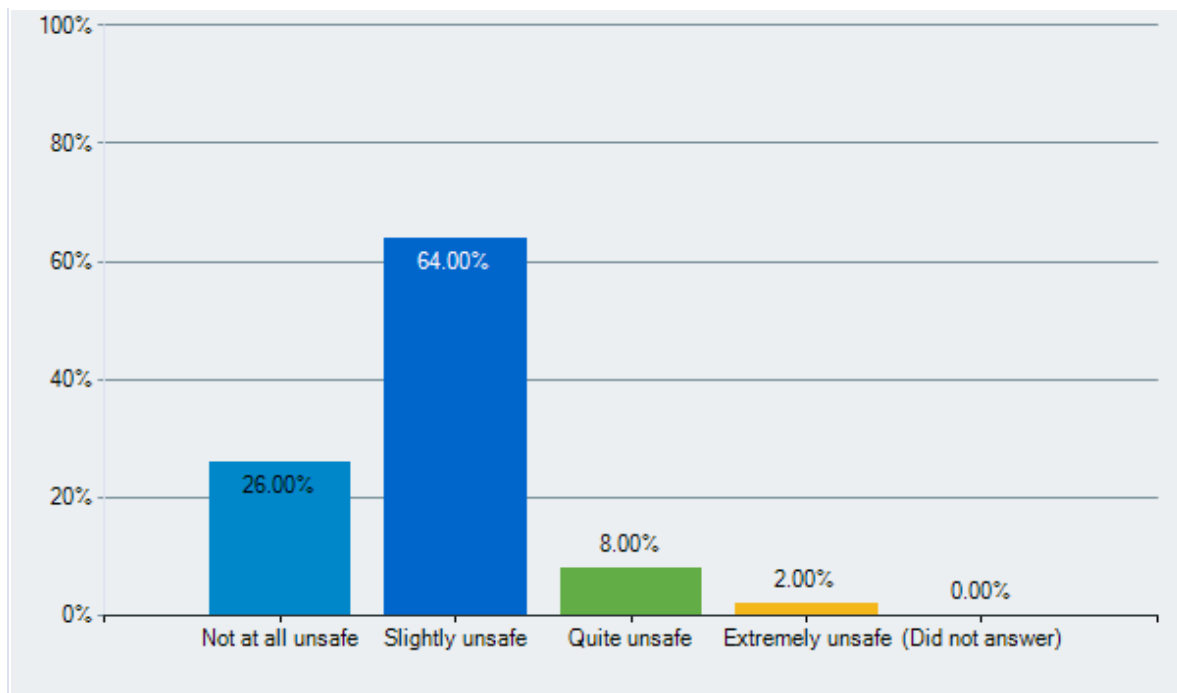
●● Q 15 How likely is it that children from your school will be bullied online?

Answer	Responses	Percentage
Not at all likely	0	0%
Slightly likely	20	40.00%
Quite likely	20	40.00%
Extremely likely	9	18.00%
(Did not answer)	1	2.00%
Total Responses	50	



Q 16 Overall, how unsafe does your school feel?

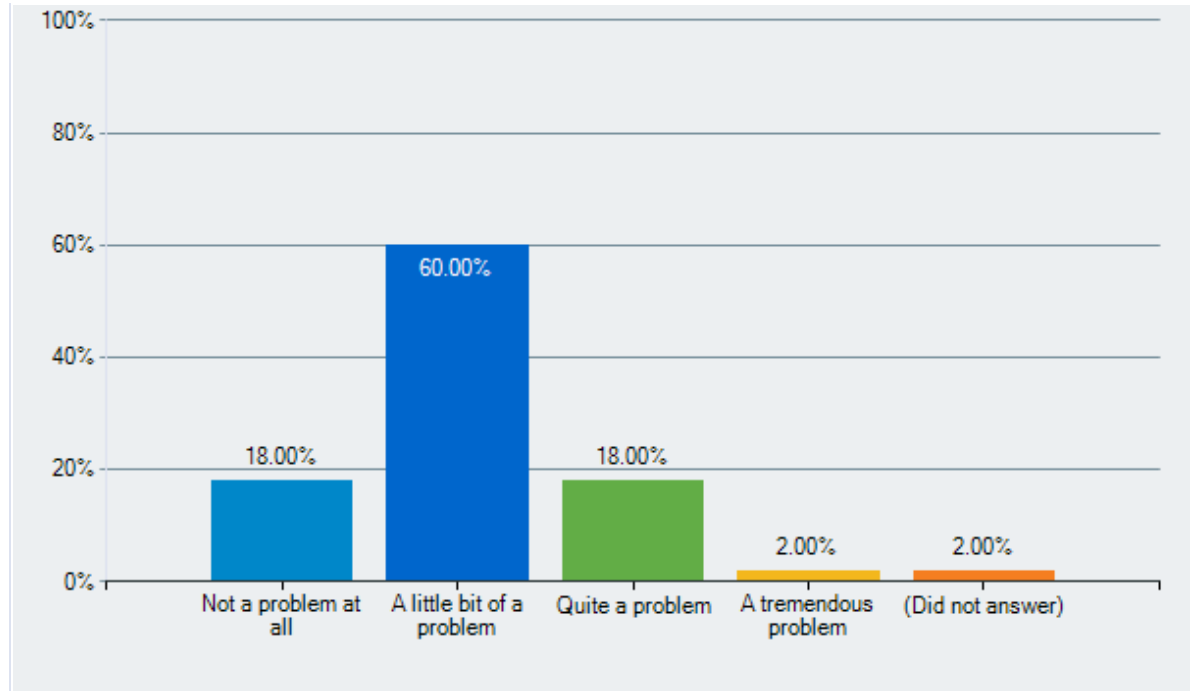
Answer	Responses	Percentage
Not at all unsafe	13	26.00%
Slightly unsafe	32	64.00%
Quite unsafe	4	8.00%
Extremely unsafe	1	2.00%
(Did not answer)	0	0%
Total Responses	50	



●● Q 17 To what extent are drugs a problem at your school?

Answer	Responses	Percentage
Not a problem at all	9	18.00%
A little bit of a problem	30	60.00%
Quite a problem	9	18.00%
A tremendous problem	1	2.00%
(Did not answer)	1	2.00%
Total Responses	50	

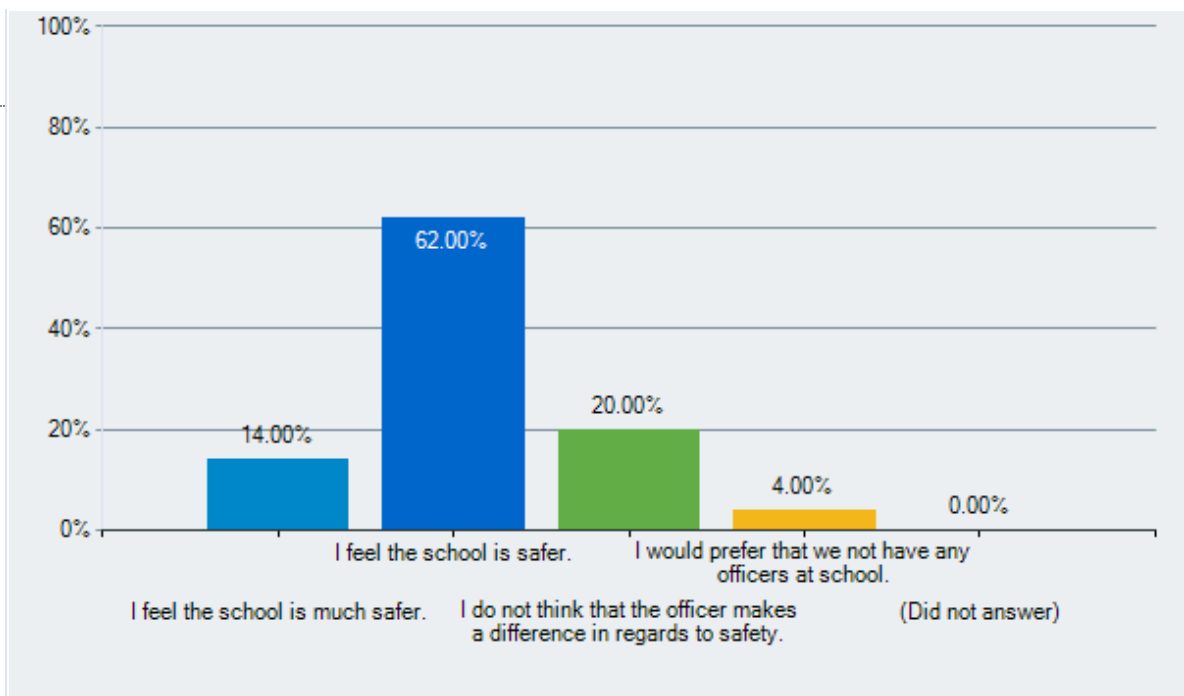
K12 Insight - Bar Graph



Q 18 During the 2022-2023 school year, GPS partnered with the Greenwich Police Department to provide 5 full time officers with each officer responsible for 3 schools (PK-8) in close proximity. GPS has seen a much greater presence on the campus, inside the buildings, and in general a higher visibility by staff, students, and families. How do you feel these measures impact the safety of your children and the school?

Answer	Responses	Percentage
I feel the school is much safer.	7	14.00%
I feel the school is safer.	31	62.00%
I do not think that the officer makes a difference in regards to safety.	10	20.00%
I would prefer that we not have any officers at school.	2	4.00%

(Did not answer)	0	0%
Total Responses	50	



The total percentage may exceed 100% due to rounding errors.