



Greenwich Public Schools

North Mianus Elementary School

Staff Survey

Spring 2023

Teacher Composite Scores	School Climate (Q3-11)	School Safety (Q 13-17)
North Mianus	74.7%	90.5%

Survey Metrics

Date Metrics

Start Date	12-May-23
End Date	31-Jul-23

Deployment Metrics

Sent	0
Delivered	0
Bounced	0

Response Metrics

Completed	879
Unique Access Rate	0.00%
Incomplete	0
Incomplete Incl. in Report	0

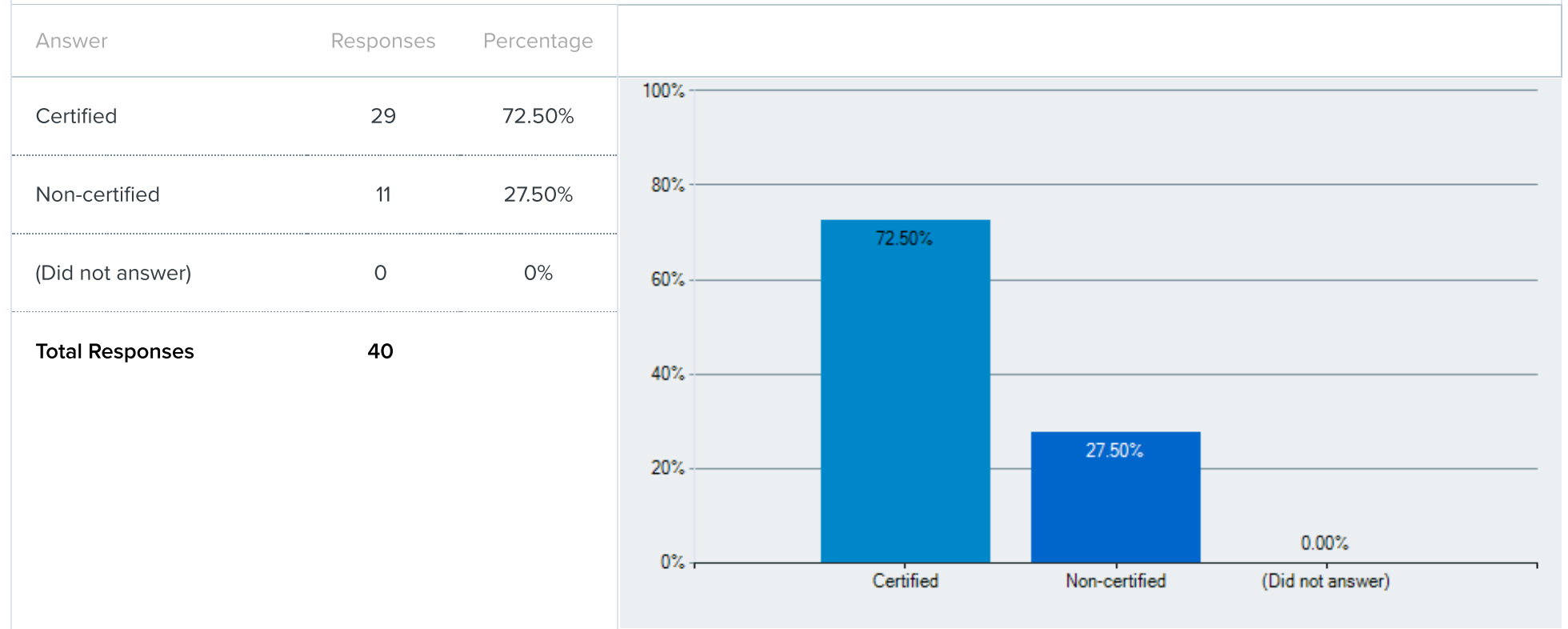


Filtered Responses: (40)

Name	North Mianus		
Condition(s)	C1: Q1.Primary School Assignment	is one of the following	North Mianus School
Logic	Match All Condition(s)		

Bar Graph Report

Q 2 Are you a certified or a non-certified staff member?

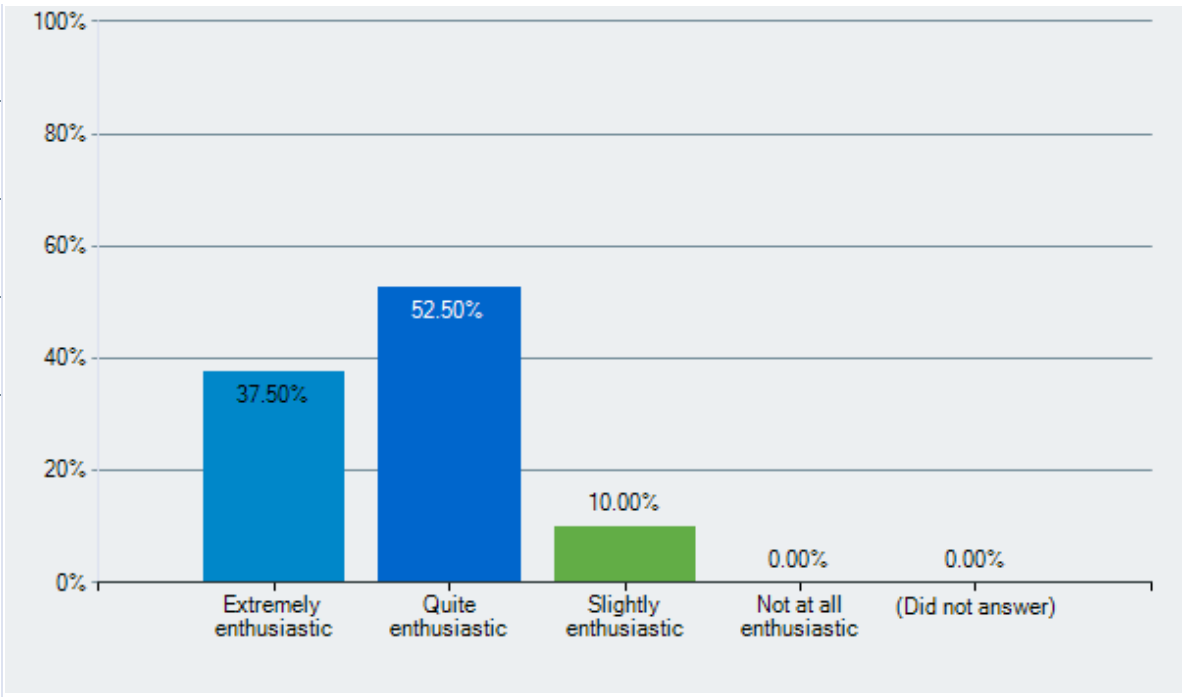


Because multiple answers per participant are possible, the total percentage may exceed 100%.

Q 3 On most days, how enthusiastic are the students about being at school?

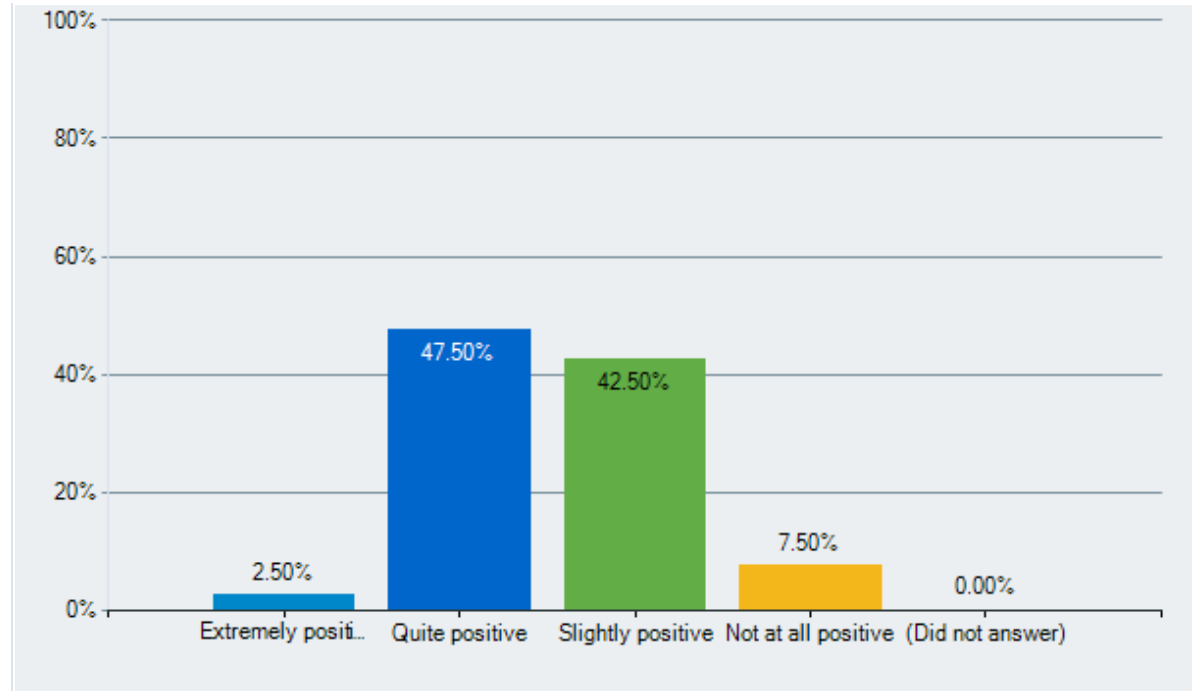
Answer	Responses	Percentage
Extremely enthusiastic	15	37.50%

Quite enthusiastic	21	52.50%
Slightly enthusiastic	4	10.00%
Not at all enthusiastic	0	0%
(Did not answer)	0	0%
Total Responses	40	



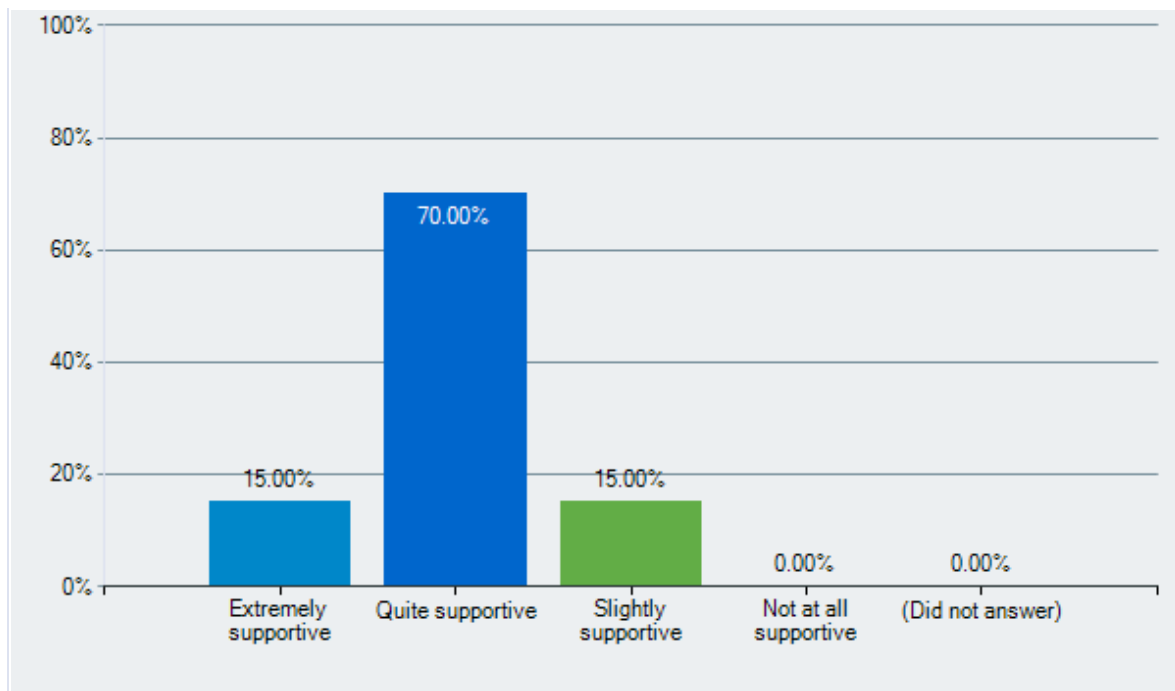
●● Q 4 To what extent are staff trusted to work in the way they think is best?

Answer	Responses	Percentage
Trusted a tremendous amount	17	42.50%
Trusted quite a bit	15	37.50%
Trusted a little bit	6	15.00%
Not at all trusted	1	2.50%
(Did not answer)	1	2.50%
Total Responses	40	



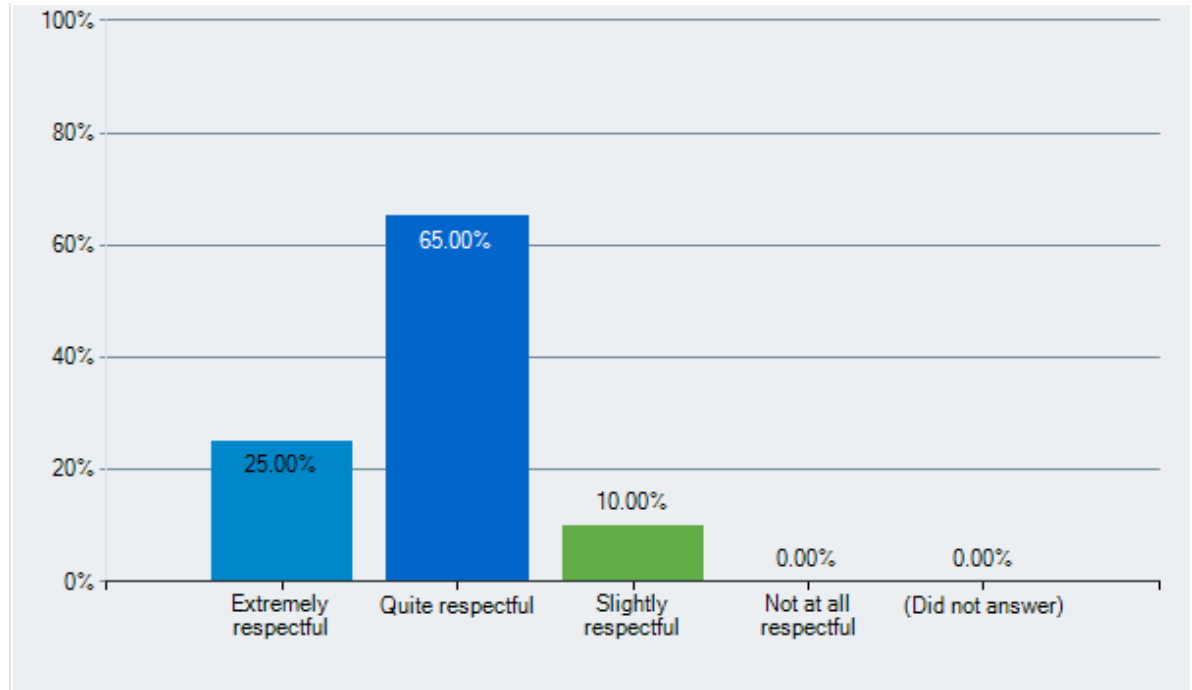
Q 6 How supportive are students in their interactions with each other?

Answer	Responses	Percentage
Extremely supportive	6	15.00%
Quite supportive	28	70.00%
Slightly supportive	6	15.00%
Not at all supportive	0	0%
(Did not answer)	0	0%
Total Responses	40	



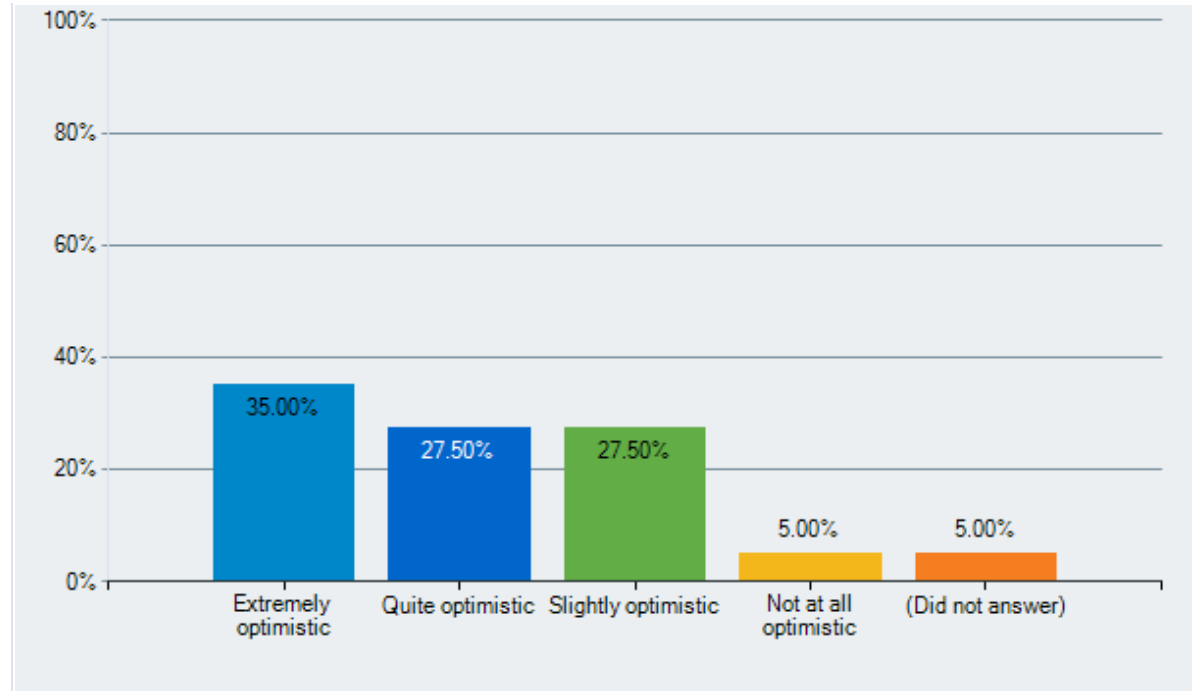
Q 7 How respectful are the relationships between staff and students?

Answer	Responses	Percentage
Extremely respectful	10	25.00%
Quite respectful	26	65.00%
Slightly respectful	4	10.00%
Not at all respectful	0	0%
(Did not answer)	0	0%
Total Responses	40	



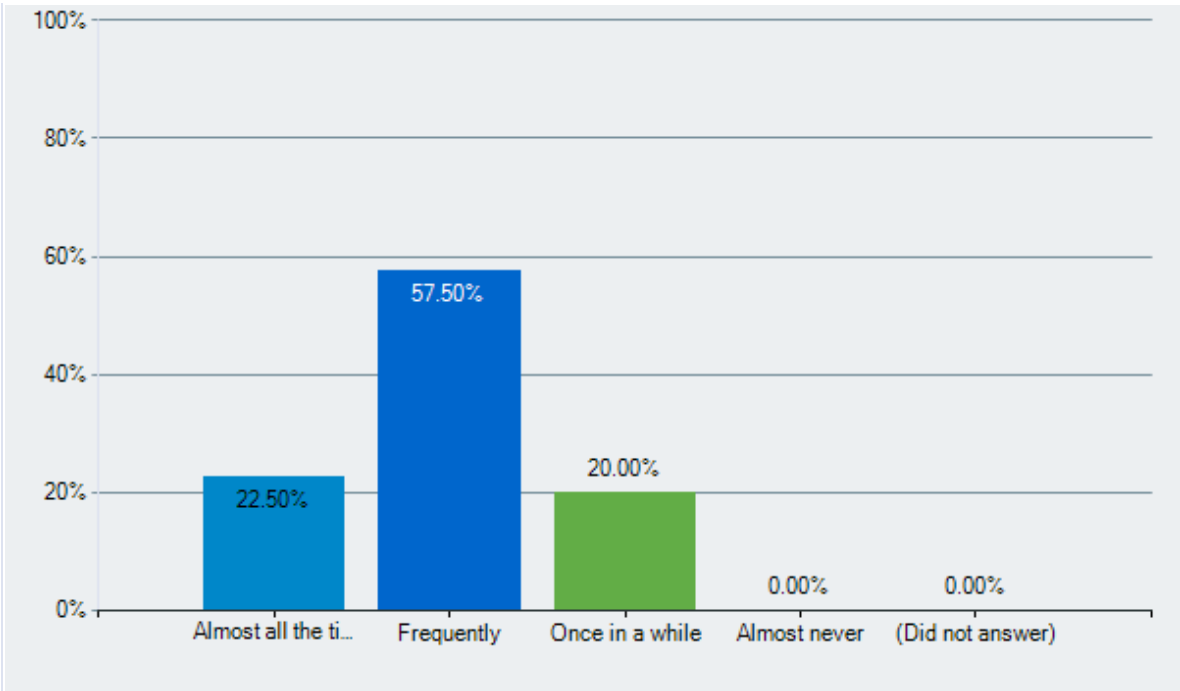
Q 8 How optimistic are you that your school will improve in the future?

Answer	Responses	Percentage
Extremely optimistic	14	35.00%
Quite optimistic	11	27.50%
Slightly optimistic	11	27.50%
Not at all optimistic	2	5.00%
(Did not answer)	2	5.00%
Total Responses	40	



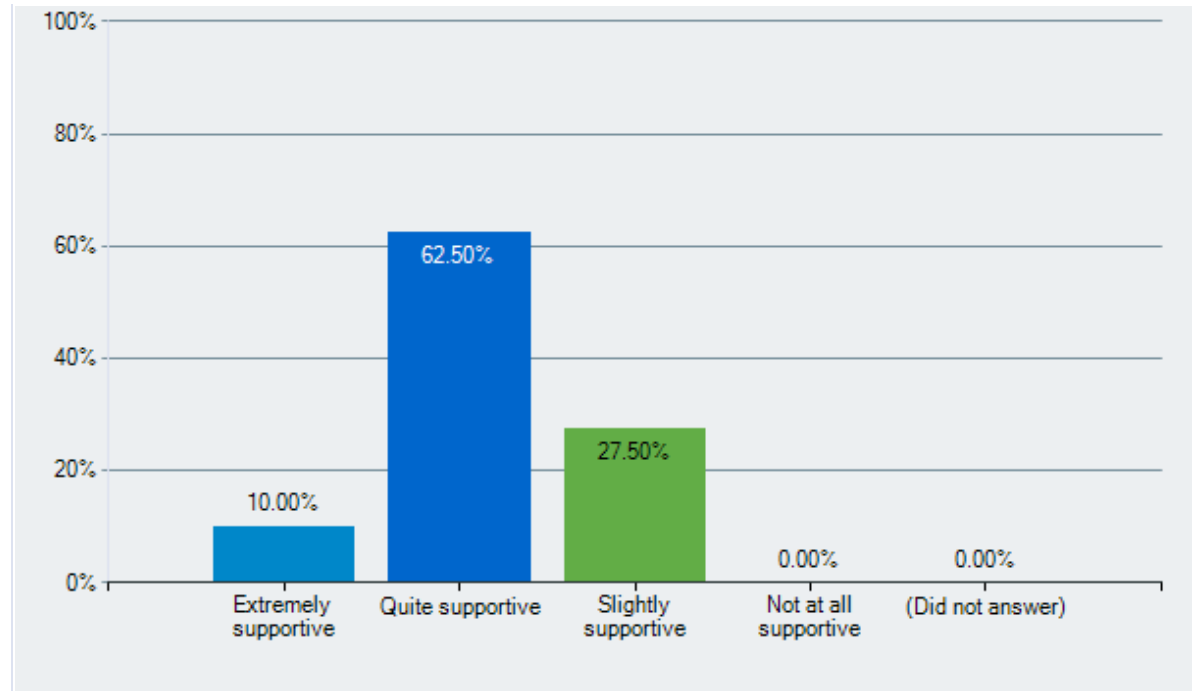
Q 9 How often do you see students helping each other without being prompted?

Answer	Responses	Percentage
Almost all the time	9	22.50%
Frequently	23	57.50%
Once in a while	8	20.00%
Almost never	0	0%
(Did not answer)	0	0%
Total Responses	40	



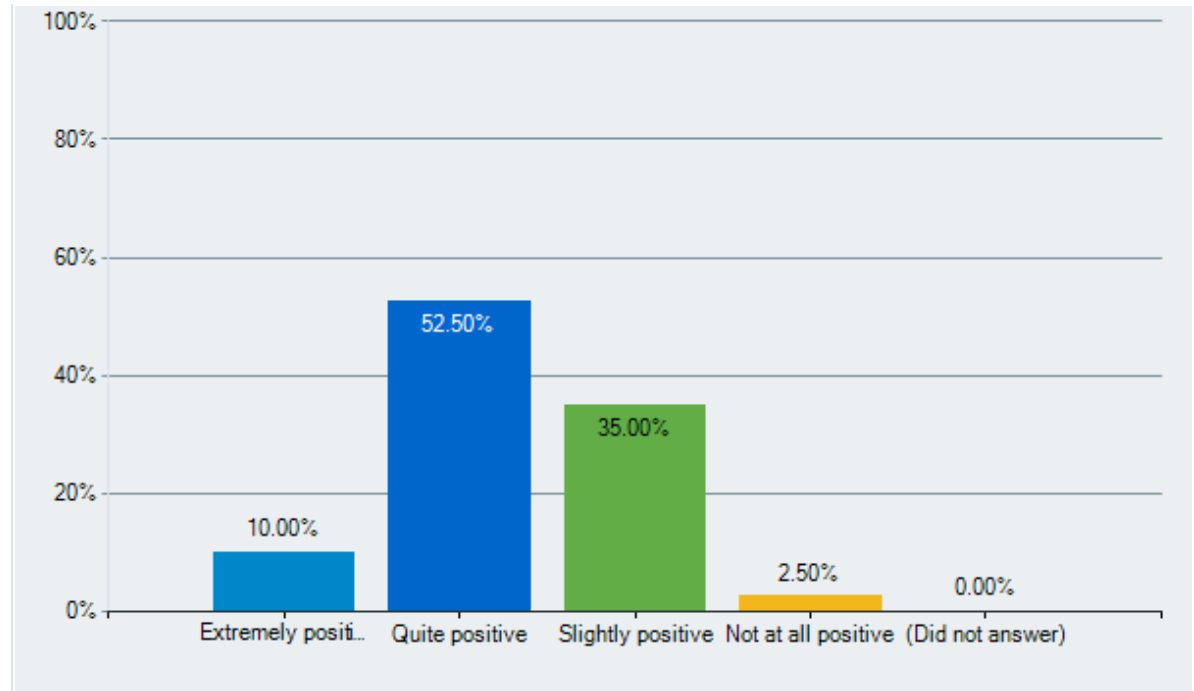
Q 10 When new initiatives are presented at your school, how supportive are your colleagues?

Answer	Responses	Percentage
Extremely supportive	4	10.00%
Quite supportive	25	62.50%
Slightly supportive	11	27.50%
Not at all supportive	0	0%
(Did not answer)	0	0%
Total Responses	40	



Q 11 Overall, how positive is the working environment at your school?

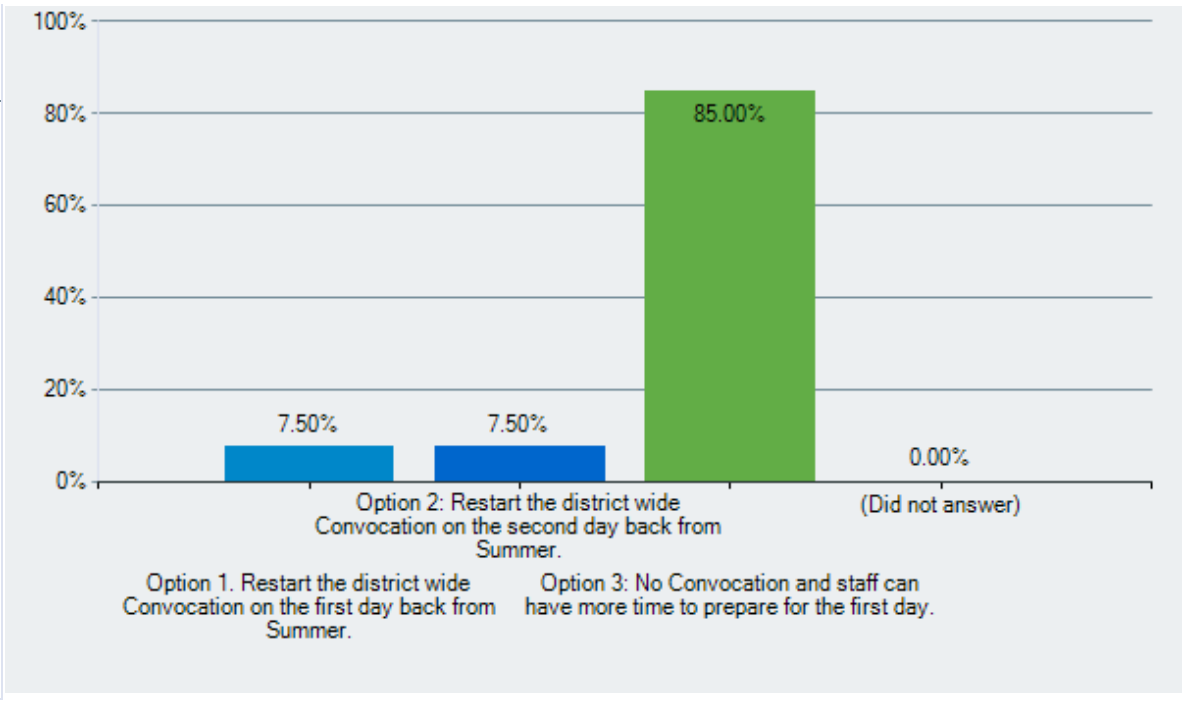
Answer	Responses	Percentage
Extremely positive	4	10.00%
Quite positive	21	52.50%
Slightly positive	14	35.00%
Not at all positive	1	2.50%
(Did not answer)	0	0%
Total Responses	40	



Q 12 We would like to relook at the best way to celebrate our collective teaching community. Prior to Covid, we traditionally held a half day Convocation at GHS on the first or second day of school. We have heard overwhelming sentiment that teachers need more time to prepare before the first day of school and for 2023-2024 we have adjusted the calendar to provide 4 days before the first day of school. Please let us know your thoughts about Convocation for next August by selecting one of the following three options:

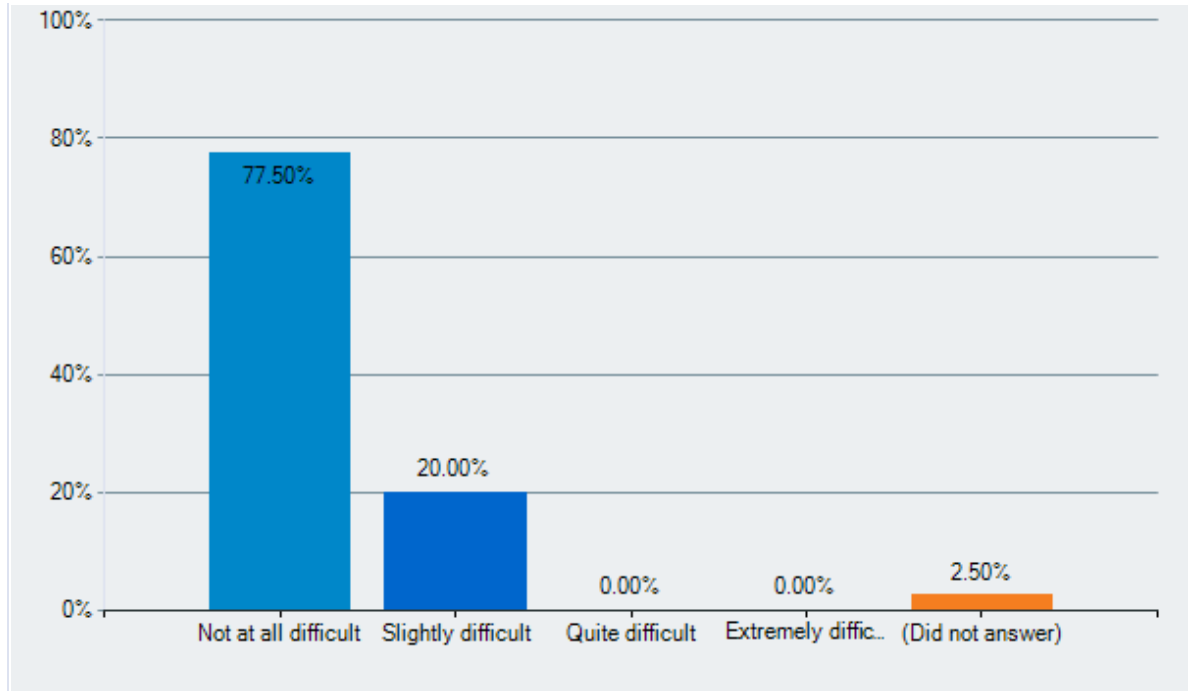
Answer	Responses	Percentage
Option 1. Restart the district wide Convocation on the first day back from Summer.	3	7.50%
Option 2: Restart the district wide Convocation on the second day back from Summer.	3	7.50%
Option 3: No Convocation and staff can have more time to prepare for the first day.	34	85.00%

(Did not answer)	0	0%
Total Responses	40	



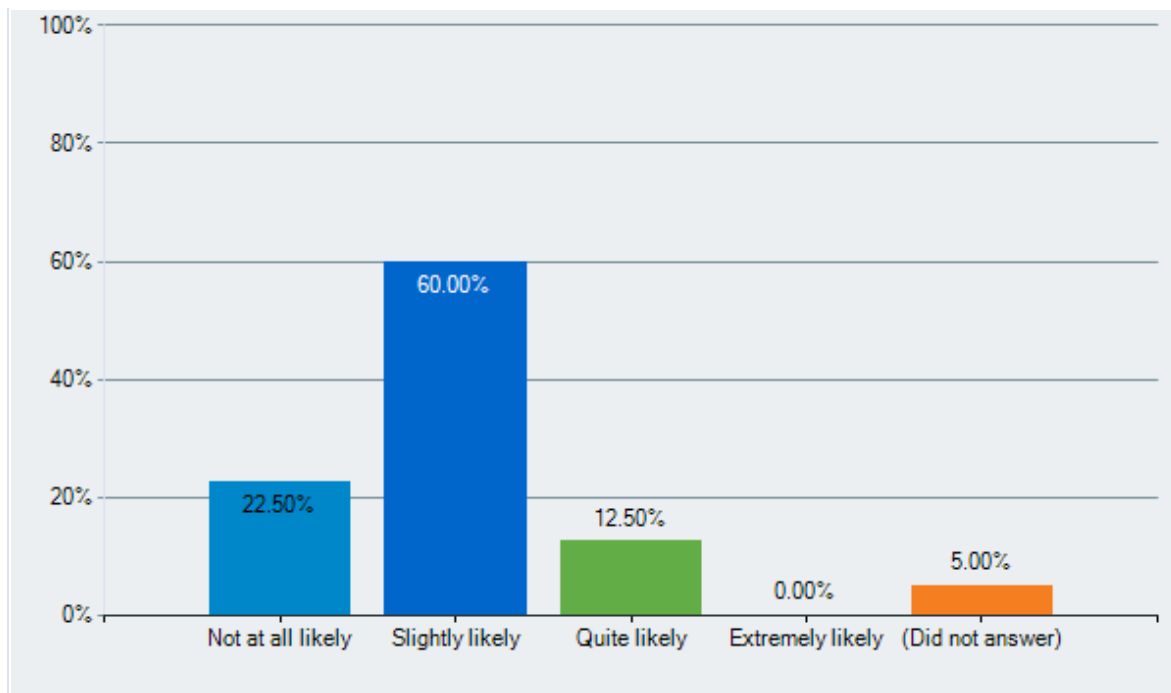
Q 13 How often do you worry about violence at your school?

Answer	Responses	Percentage
Almost never	21	52.50%
Once in a while	11	27.50%
Frequently	7	17.50%
Almost always	1	2.50%
(Did not answer)	0	0%
Total Responses	40	



Q 15 How likely is it that children from your school will be bullied online?

Answer	Responses	Percentage
Not at all likely	9	22.50%
Slightly likely	24	60.00%
Quite likely	5	12.50%
Extremely likely	0	0%
(Did not answer)	2	5.00%
Total Responses	40	



Q 16 Overall, how unsafe does your school feel?

Answer	Responses	Percentage
Not at all unsafe	28	70.00%
Slightly unsafe	10	25.00%
Quite unsafe	0	0%
Extremely unsafe	1	2.50%
(Did not answer)	1	2.50%
Total Responses	40	

