

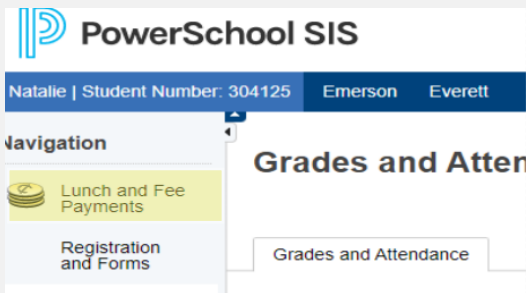
# POWERSCHOOL

## Pay Lunch & Student Fees

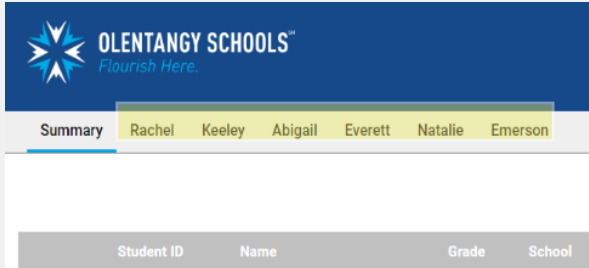


### Pay Lunch & Student Fees

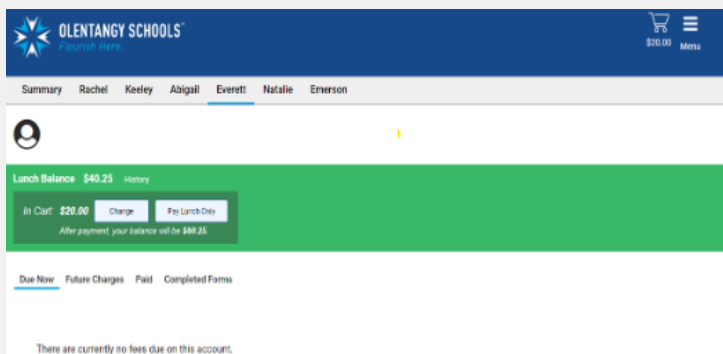
1. Click “Lunch and Fee Payments”



2. Then click on your student’s name



3. Repeat the previous step if you need to add money to more than one child.



4. Input Credit Card information and click “Submit Payment”