

ILLINOIS STATE BOARD OF EDUCATION  
School Business Services Division

School District  
 Joint Agreement

Accounting Basis:

Cash  
 Accrual

SCHOOL DISTRICT/JOINT AGREEMENT BUDGET FORM \*  
July 1, 2020 - June 30, 2021

Balanced budget, no deficit reduction plan is required.

Date of Amended Budget: \_\_\_\_\_  
(MM/DD/YY)

District Name: Round Lake School District #116

District RCDT No: 34-049-1160-26

**If your FY20 AFR states that you need to do a deficit reduction plan and your FY21 budget is balanced please state the measures you took to have your budget become balanced. (Bckgrnd-Assumpt 25-26)**

Budget of Round Lake School District #116, County of Lake, State of Illinois, for the Fiscal Year beginning July 1, 2020 and ending June 30, 2021.

WHEREAS the Board of Education of Round Lake School District #116, County of Lake, State of Illinois, caused to be prepared in tentative form a budget, and the Secretary of this Board has made the same conveniently available to public inspection for at least thirty days prior to final action thereon;

AND WHEREAS a public hearing was held as to such budget on the 21st day of September, 2020, notice of said hearing was given at least thirty days prior thereto as required by law, and all other legal requirements have been complied with;




NOW, THEREFORE, Be it resolved by the Board of Education of said district as follows:

Section 1: That the fiscal year of this school district be and the same hereby is fixed and declared to be beginning July 1, 2020 and ending June 30, 2021.

Section 2: That the following budget containing an estimate of amounts available in each Fund, separately, and expenditures from each be and the same is hereby adopted as the budget of this school district for said fiscal year.

ADOPTION OF BUDGET

The budget shall be approved and signed below by members of the School Board. Adopted this 21st day of September, 2020 by a roll call vote of 7 Yeas, and 0 Nays, to wit:

** MEMBERS VOTING YEA:	** MEMBERS VOTING NAY:
	
	
	

\* Based on the 23 Illinois Administrative Code-Part 100 and inconformity with Section 17-1 of the School Code.  
\*\* Type in the members who voted "YEA" nor "NAY". Actual school board member signatures are not required for electronic submission.  
(1) A certified copy of this document must be filed with the county clerk within 30 days of adoption as required by Section 18-50 of the Property Tax Code (35 ILCS 200/18-50).  
(2) Districts are required to submit the adopted/amended budget electronically to ISBE within 30 days of adoption or by October 30, whichever comes first. Budgets are submitted to School Finance Report (SFR): <https://sec1.isbe.net/attachmgr/default.aspx>  
The electronic version does not require member signatures, we do not accept PDF copies.

BUDGET SUMMARY

	A	B	C	D	E	F	G	H	I	J	K	L
1	<i>Begin entering data on EstRev 5-10 and EstExp 11-17 tabs.</i>		(10)	(20)	(30)	(40)	(50)	(60)	(70)	(80)	(90)	
2	Description: Enter Whole Numbers Only	Acct #	Educational	Operations & Maintenance	Debt Service	Transportation	Municipal Retirement/ Social Security	Capital Projects	Working Cash	Tort	Fire Prevention & Safety	
3	ESTIMATED BEGINNING FUND BALANCE July 1, 2020 <sup>1</sup> (without Student Activity Funds)		28,861,924	3,171,451	3,990,764	3,393,532	1,497,456	1,221,446	1,839,586	492,939	190,162	
4	RECEIPTS/REVENUES (without Student Activity Funds)											
5	LOCAL SOURCES	1000	23,068,109	3,171,925	5,371,062	1,474,425	2,876,799	45,000	60,382	992,647	333,821	
6	FLOW-THROUGH RECEIPTS/REVENUES FROM ONE DISTRICT TO ANOTHER DISTRICT	2000										
7	STATE SOURCES	3000	61,787,757	4,160,358	0	2,500,000	63,700	0	0	0	0	
8	FEDERAL SOURCES	4000	10,460,222	0	0	0	181,660	0	0	0	0	
9	Total Direct Receipts/Revenues <sup>8</sup>		95,316,088	7,332,283	5,371,062	3,974,425	3,122,159	45,000	60,382	992,647	333,821	
10	Receipts/Revenues for "On Behalf" Payments <sup>2</sup>	3998										
11	Total Receipts/Revenues		95,316,088	7,332,283	5,371,062	3,974,425	3,122,159	45,000	60,382	992,647	333,821	
12	DISBURSEMENTS/EXPENDITURES (without Student Activity Funds)											
13	INSTRUCTION	1000	54,357,354				1,156,910			0		
14	SUPPORT SERVICES	2000	30,375,762	7,327,301		5,321,101	1,893,024	500,000		1,117,683	333,821	
15	COMMUNITY SERVICES	3000	590,272	0		0	64,225			0		
16	PAYMENTS TO OTHER DISTRICTS & GOVT UNITS	4000	8,042,065	0	0	0	0	0		0	0	
17	DEBT SERVICES	5000	0	0	6,059,616	0	0			0	0	
18	PROVISION FOR CONTINGENCIES	6000	0	0	0	0	0	0		0	0	
19	Total Direct Disbursements/Expenditures <sup>9</sup>		93,365,453	7,327,301	6,059,616	5,321,101	3,114,159	500,000		1,117,683	333,821	
20	Disbursements/Expenditures for "On Behalf" Payments <sup>2</sup>	4180	0	0	0	0	0	0		0	0	
21	Total Disbursements/Expenditures		93,365,453	7,327,301	6,059,616	5,321,101	3,114,159	500,000		1,117,683	333,821	
22	Excess of Direct Receipts/Revenues Over (Under) Direct Disbursements/Expenditures		1,950,635	4,982	(688,554)	(1,346,676)	8,000	(455,000)	60,382	(125,036)	0	
23	OTHER SOURCES/USES OF FUNDS											
24	OTHER SOURCES OF FUNDS (7000)											
25	PERMANENT TRANSFER FROM VARIOUS FUNDS											
26	Abolishment the Working Cash Fund <sup>16</sup>	7110										
27	Abatement of the Working Cash Fund <sup>16</sup>	7110										
28	Transfer of Working Cash Fund Interest	7120										
29	Transfer Among Funds	7130										
30	Transfer of Interest	7140										
31	Transfer from Capital Projects Fund to O&M Fund	7150		0								
32	Transfer of Excess Fire Prev & Safety Tax & Interest <sup>3</sup> Proceeds to O&M Fund	7160		0								
33	Transfer of Excess Accumulated Fire Prev & Safety Bond and Int <sup>3a</sup> Proceeds to Debt Service Fund	7170			0							
34	SALE OF BONDS (7200)											
35	Principal on Bonds Sold <sup>4</sup>	7210										
36	Premium on Bonds Sold	7220										
37	Accrued Interest on Bonds Sold	7230										
38	Sale or Compensation for Fixed Assets <sup>5</sup>	7300										
39	Transfer to Debt Service to Pay Principal on Capital Leases	7400			0							
40	Transfer to Debt Service Fund to Pay Interest on Capital Leases	7500			0							
41	Transfer to Debt Service Fund to Pay Principal on Revenue Bonds	7600			0							
42	Transfer to Debt Service Fund to Pay Interest on Revenue Bonds	7700			0							
43	Transfer to Capital Projects Fund	7800						0				
44	ISBE Loan Proceeds	7900										
45	Other Sources Not Classified Elsewhere	7990										
46	Total Other Sources of Funds <sup>8</sup>		0	0	0	0	0	0	0	0	0	

BUDGET SUMMARY

	A	B	C	D	E	F	G	H	I	J	K	L
1	<i>Begin entering data on EstRev 5-10 and EstExp 11-17 tabs.</i>		(10)	(20)	(30)	(40)	(50)	(60)	(70)	(80)	(90)	
2	Description: Enter Whole Numbers Only	Acct #	Educational	Operations & Maintenance	Debt Service	Transportation	Municipal Retirement/ Social Security	Capital Projects	Working Cash	Tort	Fire Prevention & Safety	
47	<b>OTHER USES OF FUNDS (8000)</b>											
49	<b>TRANSFER TO VARIOUS OTHER FUNDS (8100)</b>											
50	Abolishment or Abatement of the Working Cash Fund <sup>16</sup>	8110							0			
51	Transfer of Working Cash Fund Interest	8120							0			
52	Transfer Among Funds	8130										
53	Transfer of Interest <sup>6</sup>	8140										
54	Transfer from Capital Projects Fund to O&M Fund	8150										
		8160										
55	Transfer of Excess Fire Prev & Safety Tax & Interest <sup>3</sup> Proceeds to O&M Fund											
	Transfer of Excess Accumulated Fire Prev & Safety Bond <sup>3a</sup> and	8170										
56	Int Proceeds to Debt Service Fund											
57	Taxes Pledged to Pay Principal on Capital Leases	8410										
58	Grants/Reimbursements Pledged to Pay Principal on Capital Leases	8420										
59	Other Revenues Pledged to Pay Principal on Capital Leases	8430										
60	Fund Balance Transfers Pledged to Pay Principal on Capital Leases	8440										
61	Taxes Pledged to Pay Interest on Capital Leases	8510										
62	Grants/Reimbursements Pledged to Pay Interest on Capital Leases	8520										
63	Other Revenues Pledged to Pay Interest on Capital Leases	8530										
64	Fund Balance Transfers Pledged to Pay Interest on Capital Leases	8540										
65	Taxes Pledged to Pay Principal on Revenue Bonds	8610										
66	Grants/Reimbursements Pledged to Pay Principal on Revenue Bonds	8620										
67	Other Revenues Pledged to Pay Principal on Revenue Bonds	8630										
68	Fund Balance Transfers Pledged to Pay Principal on Revenue Bonds	8640										
69	Taxes Pledged to Pay Interest on Revenue Bonds	8710										
70	Grants/Reimbursements Pledged to Pay Interest on Revenue Bonds	8720										
71	Other Revenues Pledged to Pay Interest on Revenue Bonds	8730										
72	Fund Balance Transfers Pledged to Pay Interest on Revenue Bonds	8740										
73	Taxes Transferred to Pay for Capital Projects	8810										
74	Grants/Reimbursements Pledged to Pay for Capital Projects	8820										
75	Other Revenues Pledged to Pay for Capital Projects	8830										
76	Fund Balance Transfers Pledged to Pay for Capital Projects	8840										
77	Transfer to Debt Service Fund to Pay Principal on ISBE Loans	8910										
78	Other Uses Not Classified Elsewhere	8990										
79	<b>Total Other Uses of Funds <sup>9</sup></b>		0	0	0	0	0	0	0	0	0	
80	<b>Total Other Sources/Uses of Fund</b>		0	0	0	0	0	0	0	0	0	
81	<b>ESTIMATED ENDING FUND BALANCE June 30, 2021 (Without Student Activity Funds)</b>		30,812,559	3,176,433	3,302,210	2,046,856	1,505,456	766,446	1,899,968	367,903	190,162	
82												
83	<b>Student Activity ESTIMATED BEGINNING FUND BALANCE July 1, 2020 Fund 11</b>		92,023									
84	<b>RECEIPTS/REVENUES (For Student Activity Funds)</b>											
85	<b>Total Student Activity Direct Receipts/Revenues (Local Sources)</b>	1799	188,000									
86	<b>DISBURSEMENTS/EXPENDITURES (For Student Activity Funds)</b>											
87	<b>Total Student Activity Direct Disbursements/Expenditures</b>	1999	176,000									
88	Excess of Direct Receipts/Revenues Over (Under) Direct Disbursements/Expenditures		12,000									
89	<b>Student Activity ESTIMATED ENDING FUND BALANCE June 30, 2021</b>		104,023									
90												
91	<b>Total ESTIMATED BEGINNING FUND BALANCE July 1, 2020 (All Sources Including Student Activity Funds)</b>		28,953,947	3,171,451	3,990,764	3,393,532	1,497,456	1,221,446	1,839,586	492,939	190,162	
92	<b>RECEIPTS/REVENUES (All Sources with Student Activity Funds)</b>											
93	<b>LOCAL SOURCES</b>	1000	23,256,109	3,171,925	5,371,062	1,474,425	2,876,799	45,000	60,382	992,647	333,821	
94	<b>FLOW-THROUGH RECEIPTS/REVENUES FROM ONE DISTRICT TO ANOTHER DISTRICT</b>	2000	0	0		0	0					
95	<b>STATE SOURCES</b>	3000	61,787,757	4,160,358	0	2,500,000	63,700	0	0	0	0	

BUDGET SUMMARY

	A	B	C	D	E	F	G	H	I	J	K	L
1	<i>Begin entering data on EstRev 5-10 and EstExp 11-17 tabs.</i>		(10)	(20)	(30)	(40)	(50)	(60)	(70)	(80)	(90)	
2	Description: Enter Whole Numbers Only	Acct #	Educational	Operations & Maintenance	Debt Service	Transportation	Municipal Retirement/ Social Security	Capital Projects	Working Cash	Tort	Fire Prevention & Safety	
96	<b>FEDERAL SOURCES</b>	4000	10,460,222	0	0	0	181,660	0	0	0	0	
97	<b>Total Direct Receipts/Revenues <sup>8</sup></b>		95,504,088	7,332,283	5,371,062	3,974,425	3,122,159	45,000	60,382	992,647	333,821	
98	Receipts/Revenues for "On Behalf" Payments <sup>2</sup>	3998	0	0	0	0	0	0		0	0	
99	<b>Total Receipts/Revenues</b>		95,504,088	7,332,283	5,371,062	3,974,425	3,122,159	45,000	60,382	992,647	333,821	
100	<b>DISBURSEMENTS/EXPENDITURES (All Sources with Student Activity Funds)</b>											
101	<b>INSTRUCTION</b>	1000	54,533,354				1,156,910			0		
102	<b>SUPPORT SERVICES</b>	2000	30,375,762	7,327,301		5,321,101	1,893,024	500,000		1,117,683	333,821	
103	<b>COMMUNITY SERVICES</b>	3000	590,272	0		0	64,225			0		
104	<b>PAYMENTS TO OTHER DISTRICTS &amp; GOVT UNITS</b>	4000	8,042,065	0	0	0	0	0		0	0	
105	<b>DEBT SERVICES</b>	5000	0	0	6,059,616	0	0			0	0	
106	<b>PROVISION FOR CONTINGENCIES</b>	6000	0	0	0	0	0	0		0	0	
107	<b>Total Direct Disbursements/Expenditures <sup>9</sup></b>		93,541,453	7,327,301	6,059,616	5,321,101	3,114,159	500,000		1,117,683	333,821	
108	Disbursements/Expenditures for "On Behalf" Payments <sup>2</sup>	4180	0	0	0	0	0	0		0	0	
109	<b>Total Disbursements/Expenditures</b>		93,541,453	7,327,301	6,059,616	5,321,101	3,114,159	500,000		1,117,683	333,821	
110	<b>Excess of Direct Receipts/Revenues Over (Under) Direct Disbursements/Expenditures</b>		1,962,635	4,982	(688,554)	(1,346,676)	8,000	(455,000)	60,382	(125,036)	0	
111	<b>OTHER SOURCES/USES OF FUNDS</b>											
112	<b>OTHER SOURCES OF FUNDS (7000)</b>											
113	<b>Total Other Sources of Funds <sup>8</sup></b>		0	0	0	0	0	0	0	0	0	
114	<b>OTHER USES OF FUNDS (8000)</b>											
116	<b>Total Other Uses of Funds <sup>9</sup></b>		0	0	0	0	0	0	0	0	0	
117	<b>Total Other Sources/Uses of Fund</b>		0	0	0	0	0	0	0	0	0	
118	<b>ESTIMATED ENDING FUND BALANCE June 30, 2021 (All Sources With student Activity Funds)</b>		30,916,582	3,176,433	3,302,210	2,046,856	1,505,456	766,446	1,899,968	367,903	190,162	
119	<b>SUMMARY OF EXPENDITURES Without Student Activity Funds (by Major Object)</b>											
121	Description	Acct #	(10)	(20)	(30)	(40)	(50)	(60)	(70)	(80)	(90)	Total By Object
122			Educational	Operations & Maintenance	Debt Service	Transportation	Municipal Retirement/ Social Security	Capital Projects	Working Cash	Tort	Fire Prevention & Safety	
123	<b>Object Name</b>											
124	Salaries	100	65,526,557	2,990,611		2,207,469		0		0	0	70,724,637
125	Employee Benefits	200	10,779,309	576,000		708,165	3,114,159	0		0	0	15,177,633
126	Purchased Services	300	14,099,644	146,000	2,000	2,244,647		500,000		1,067,683	333,821	18,393,795
127	Supplies & Materials	400	2,330,070	3,614,690		160,320		0		0	0	6,105,080
128	Capital Outlay	500	116,700	0		0		0		0	0	116,700
129	Other Objects	600	104,933	0	6,057,616	500	0	0		50,000	0	6,213,049
130	Non-Capitalized Equipment	700	408,240	0		0		0		0	0	408,240
131	Termination Benefits	800	0	0		0				0		0
132	<b>Total Expenditures</b>		93,365,453	7,327,301	6,059,616	5,321,101	3,114,159	500,000		1,117,683	333,821	117,139,134

## SUMMARY OF CASH TRANSACTIONS

	A	B	C	D	E	F	G	H	I	J	K
1			(10)	(20)	(30)	(40)	(50)	(60)	(70)	(80)	(90)
2	Description: Enter Whole Numbers Only	Acct #	Educational	Operations & Maintenance	Debt Service	Transportation	Municipal Retirement/ Social Security	Capital Projects	Working Cash	Tort	Fire Prevention & Safety
3	<b>BEGINNING CASH BALANCE ON HAND July 1, 2020 <sup>7</sup> (Without Student Activity Funds)</b>		35,739,395	3,355,754	3,851,553	2,681,471	1,618,285	1,284,727	1,836,965	480,556	190,138
4	<b>Total Direct Receipts &amp; Other Sources <sup>8</sup></b>		95,316,088	7,332,283	5,371,062	3,974,425	3,122,159	45,000	60,382	992,647	333,821
5	<b>OTHER RECEIPTS</b>										
6	Interfund Loans Payable (Loans from Other Funds)	411									
7	Interfund Loans Receivable (Repayment of Loans)	141									
8	Notes and Warrants Payable	433									
9	Other Current Assets	199									
10	<b>Total Other Receipts</b>		0	0	0	0	0	0	0	0	0
11	<b>Total Direct Receipts, Other Sources, &amp; Other Receipts</b>		95,316,088	7,332,283	5,371,062	3,974,425	3,122,159	45,000	60,382	992,647	333,821
12	<b>Total Amount Available</b>		131,055,483	10,688,037	9,222,615	6,655,896	4,740,444	1,329,727	1,897,347	1,473,203	523,959
13	<b>Total Direct Disbursements &amp; Other Uses <sup>9</sup></b>		93,365,453	7,327,301	6,059,616	5,321,101	3,114,159	500,000	0	1,117,683	333,821
14	<b>OTHER DISBURSEMENTS</b>										
15	Interfund Loans Receivable (Loans to Other Funds) <sup>10</sup>	141									
16	Interfund Loans Payable (Repayment of Loans)	411									
17	Notes and Warrants Payable	433									
18	Other Current Liabilities	499									
19	<b>Total Other Disbursements</b>		0	0	0	0	0	0	0	0	0
20	<b>Total Direct Disbursements, Other Uses, &amp; Other Disbursements</b>		93,365,453	7,327,301	6,059,616	5,321,101	3,114,159	500,000	0	1,117,683	333,821
21	<b>ENDING CASH BALANCE ON HAND June 30, 2021 <sup>7</sup> (Without Student Activity Funds)</b>		37,690,030	3,360,736	3,162,999	1,334,795	1,626,285	829,727	1,897,347	355,520	190,138
22											
23	<b>Activity Funds BEGINNING CASH BALANCE ON HAND July 1, 2020 <sup>7</sup></b>		92,023								
24	<b>Total Direct Receipts &amp; Other Sources <sup>8</sup></b>		188,000								
25	<b>Total Amount Available</b>		280,023								
26	<b>Total Direct Disbursements &amp; Other Uses <sup>9</sup></b>		176,000								
27	<b>Activity funds ENDING CASH BALANCE ON HAND June 30, 2021 <sup>7</sup></b>		104,023								
28											
29	<b>Total BEGINNING CASH BALANCE ON HAND July 1, 2020 <sup>7</sup> (With Student Activity Funds)</b>		35,831,418	3,355,754	3,851,553	2,681,471	1,618,285	1,284,727	1,836,965	480,556	190,138
30	<b>Total Direct Receipts &amp; Other Sources <sup>8</sup></b>		95,504,088	7,332,283	5,371,062	3,974,425	3,122,159	45,000	60,382	992,647	333,821
31	<b>Total Other Receipts</b>		0	0	0	0	0	0	0	0	0
32	<b>Total Direct Receipts, Other Sources, &amp; Other Receipts</b>		95,504,088	7,332,283	5,371,062	3,974,425	3,122,159	45,000	60,382	992,647	333,821
33	<b>Total Amount Available</b>		131,335,506	10,688,037	9,222,615	6,655,896	4,740,444	1,329,727	1,897,347	1,473,203	523,959
34	<b>Total Direct Disbursements &amp; Other Uses <sup>9</sup></b>		93,541,453	7,327,301	6,059,616	5,321,101	3,114,159	500,000	0	1,117,683	333,821
35	<b>Total Other Disbursements</b>		0	0	0	0	0	0	0	0	0
36	<b>Total Direct Disbursements, Other Uses, &amp; Other Disbursements</b>		93,541,453	7,327,301	6,059,616	5,321,101	3,114,159	500,000	0	1,117,683	333,821
37	<b>Total ENDING CASH BALANCE ON HAND June 30, 2021 <sup>7</sup> (With Student Activity Funds)</b>		37,794,053	3,360,736	3,162,999	1,334,795	1,626,285	829,727	1,897,347	355,520	190,138

	A	B	C	D	E	F	G	H	I	J	K
1			(10)	(20)	(30)	(40)	(50)	(60)	(70)	(80)	(90)
2	Description: Enter Whole Numbers Only	Acct #	Educational	Operations & Maintenance	Debt Service	Transportation	Municipal Retirement/ Social Security	Capital Projects	Working Cash	Tort	Fire Prevention & Safety
3	<b>RECEIPTS/REVENUES FROM LOCAL SOURCES (1000)</b>										
4	<b>AD VALOREM TAXES LEVIED BY LOCAL EDUCATION AGENCY</b>	<b>1100</b>									
5	Designated Purposes Levies <sup>11 (1110-1120)</sup>	-	18,514,000	3,085,250	5,268,062	1,287,500	1,066,100		50,182	989,647	333,821
6	Leasing Purposes Levy <sup>12</sup>	1130	213,180	26,475							
7	Special Education Purposes Levy	1140	2,714,360								
8	FICA and Medicare Only Levies	1150					1,471,800				
9	Area Vocational Construction Purposes Levy	1160									
10	Summer School Purposes Levy	1170									
11	Other Tax Levies (Describe & Itemize)	1190					23,404				
12	<b>Total Ad Valorem Taxes Levied by District</b>		<b>21,441,540</b>	<b>3,111,725</b>	<b>5,268,062</b>	<b>1,287,500</b>	<b>2,561,304</b>	<b>0</b>	<b>50,182</b>	<b>989,647</b>	<b>333,821</b>
13	<b>PAYMENTS IN LIEU OF TAXES</b>	<b>1200</b>									
14	Mobile Home Privilege Tax	1210									
15	Payments from Local Housing Authority	1220									
16	Corporate Personal Property Replacement Taxes <sup>13</sup>	1230					295,820				
17	Other Payments in Lieu of Taxes (Describe & Itemize)	1290									
18	<b>Total Payments in Lieu of Taxes</b>		<b>0</b>	<b>0</b>	<b>0</b>	<b>0</b>	<b>295,820</b>	<b>0</b>	<b>0</b>	<b>0</b>	<b>0</b>
19	<b>TUITION</b>	<b>1300</b>									
20	Regular Tuition from Pupils or Parents (In State)	1311	177,000								
21	Regular Tuition from Other Districts (In State)	1312									
22	Regular Tuition from Other Sources (In State)	1313									
23	Regular Tuition from Other Sources (Out of State)	1314									
24	Summer School Tuition from Pupils or Parents (In State)	1321	10,000								
25	Summer School Tuition from Other Districts (In State)	1322									
26	Summer School Tuition from Other Sources (In State)	1323									
27	Summer School Tuition from Other Sources (Out of State)	1324									
28	CTE Tuition from Pupils or Parents (In State)	1331									
29	CTE Tuition from Other Districts (In State)	1332									
30	CTE Tuition from Other Sources (In State)	1333									
31	CTE Tuition from Other Sources (Out of State)	1334									
32	Special Education Tuition from Pupils or Parents (In State)	1341									
33	Special Education Tuition from Other Districts (In State)	1342									
34	Special Education Tuition from Other Sources (In State)	1343									
35	Special Education Tuition from Other Sources (Out of State)	1344									
36	Adult Tuition from Pupils or Parents (In State)	1351									
37	Adult Tuition from Other Districts (In State)	1352									
38	Adult Tuition from Other Sources (In State)	1353									
39	Adult Tuition from Other Sources (Out of State)	1354									
40	<b>Total Tuition</b>		<b>187,000</b>								
41	<b>TRANSPORTATION FEES</b>	<b>1400</b>									
42	Regular Transportation Fees from Pupils or Parents (In State)	1411									
43	Regular Transportation Fees from Other Districts (In State)	1412									
44	Regular Transportation Fees from Other Sources (In State)	1413				10,000					
45	Regular Transportation Fees from Co-curricular Activities (In State)	1415				21,225					
46	Regular Transportation Fees from Other Sources (Out of State)	1416									
47	Summer School Transportation Fees from Pupils or Parents (In State)	1421									
48	Summer School Transportation Fees from Other Districts (In State)	1422									
49	Summer School Transportation Fees from Other Sources (In State)	1423									
50	Summer School Transportation Fees from Other Sources (Out of State)	1424									
51	CTE Transportation Fees from Pupils or Parents (In State)	1431									
52	CTE Transportation Fees from Other Districts (In State)	1432									
53	CTE Transportation Fees from Other Sources (In State)	1433									
54	CTE Transportation Fees from Other Sources (Out of State)	1434									
55	Special Education Transportation Fees from Pupils or Parents (In State)	1441									

	A	B	C	D	E	F	G	H	I	J	K
1			(10)	(20)	(30)	(40)	(50)	(60)	(70)	(80)	(90)
2	Description: Enter Whole Numbers Only	Acct #	Educational	Operations & Maintenance	Debt Service	Transportation	Municipal Retirement/ Social Security	Capital Projects	Working Cash	Tort	Fire Prevention & Safety
56	Special Education Transportation Fees from Other Districts (In State)	1442									
57	Special Education Transportation Fees from Other Sources (In State)	1443									
58	Special Education Transportation Fees from Other Sources (Out of State)	1444									
59	Adult Transportation Fees from Pupils or Parents (In State)	1451									
60	Adult Transportation Fees from Other Districts (In State)	1452									
61	Adult Transportation Fees from Other Sources (In State)	1453									
62	Adult Transportation Fees from Other Sources (Out of State)	1454									
63	<b>Total Transportation Fees</b>					31,225					
64	<b>EARNINGS ON INVESTMENTS</b>	1500									
65	Interest on Investments	1510	570,100	37,000	94,000	152,000	19,500	25,000	10,200	3,000	
66	Gain or Loss on Sale of Investments	1520									
67	<b>Total Earnings on Investments</b>		570,100	37,000	94,000	152,000	19,500	25,000	10,200	3,000	0
68	<b>FOOD SERVICE</b>	1600									
69	Sales to Pupils - Lunch	1611	51,000								
70	Sales to Pupils - Breakfast	1612									
71	Sales to Pupils - A la Carte	1613									
72	Sales to Pupils - Other (Describe & Itemize)	1614									
73	Sales to Adults	1620									
74	Other Food Service (Describe & Itemize)	1690									
75	<b>Total Food Service</b>		51,000								
76	<b>DISTRICT/SCHOOL ACTIVITY INCOME</b>	1700									
77	Admissions - Athletic	1711	13,500								
78	Admissions - Other	1719									
79	Fees	1720	335,500								
80	Book Store Sales	1730	3,800								
81	Other District/School Activity Revenue (Describe & Itemize)	1790	25,500								
82	Student Activity Fund Revenues	1799	188,000								
83	<b>Total District/School Activity Income (without Student Activity Funds 1799)</b>		378,300	0							
84	<b>Total District/School Activity Income (with Student Activity Funds 1799)</b>		566,300								
85	<b>TEXTBOOK INCOME</b>	1800									
86	Rentals - Regular Textbooks	1811									
87	Rentals - Summer School Textbooks	1812									
88	Rentals - Adult/Continuing Education Textbooks	1813									
89	Rentals - Other (Describe)	1819									
90	Sales - Regular Textbooks	1821									
91	Sales - Summer School Textbooks	1822									
92	Sales - Adult/Continuing Education Textbooks	1823									
93	Sales - Other (Describe & Itemize)	1829									
94	Other (Describe & Itemize)	1890	2,000								
95	<b>Total Textbooks</b>		2,000								
96	<b>OTHER REVENUE FROM LOCAL SOURCES</b>	1900									
97	Rentals	1910		6,000							
98	Contributions and Donations from Private Sources	1920	290,219			1,200					
99	Impact Fees from Municipal or County Governments	1930	10,000								
100	Services Provided Other Districts	1940									
101	Refund of Prior Years' Expenditures	1950	100,000	15,000	9,000	2,500	175				
102	Payments of Surplus Moneys from TIF Districts	1960									
103	Drivers' Education Fees	1970	10,500								
104	Proceeds from Vendors' Contracts	1980	21,000	1,200							
105	School Facility Occupation Tax Proceeds	1983									
106	Payment from Other Districts	1991									
107	Sale of Vocational Projects	1992									
108	Other Local Fees (Describe & Itemize)	1993									

1	A	B	C	D	E	F	G	H	I	J	K
2	Description: Enter Whole Numbers Only	Acct #	(10) Educational	(20) Operations & Maintenance	(30) Debt Service	(40) Transportation	(50) Municipal Retirement/ Social Security	(60) Capital Projects	(70) Working Cash	(80) Tort	(90) Fire Prevention & Safety
109	Other Local Revenues (Describe & Itemize)	1999	6,450	1,000				20,000			
110	<b>Total Other Revenue from Local Sources</b>		438,169	23,200	9,000	3,700	175	20,000	0	0	0
111	<b>Total Receipts/Revenues from Local Sources (without Student Activity Funds 1799)</b>	<b>1000</b>	23,068,109	3,171,925	5,371,062	1,474,425	2,876,799	45,000	60,382	992,647	333,821
112	<b>Total Receipts/Revenues from Local Sources (with Student Activity Funds 1799)</b>		23,256,109								
113	<b>FLOW-THROUGH RECEIPTS/REVENUES FROM ONE DISTRICT TO ANOTHER DISTRICT (2000)</b>										
114	Flow-Through Revenue from State Sources	2100									
115	Flow-Through Revenue from Federal Sources	2200									
116	Other Flow-Through Revenue (Describe & Itemize)	2300									
117	<b>Total Flow-Through Receipts/Revenues From District to Another District</b>	<b>One 2000</b>	0	0		0	0				
118	<b>RECEIPTS/REVENUES FROM STATE SOURCES (3000)</b>										
119	<b>UNRESTRICTED GRANTS-IN-AID (3001-3099)</b>										
120	Evidence Based Funding Formula (Section 18-8.15)	3001	59,861,683	4,110,358							
121	Reorganization Incentives (Accounts 3005-3021)	3005									
122	Fast Growth District Grants	3030									
123	Other Unrestricted Grants-In-Aid From State Sources (Describe & Itemize)	3099									
124	<b>Total Unrestricted Grants-In-Aid</b>		59,861,683	4,110,358	0	0	0	0		0	0
125	<b>RESTRICTED GRANTS-IN-AID (3100-3900)</b>										
126	<b>SPECIAL EDUCATION</b>										
127	Special Education - Private Facility Tuition	3100	400,000								
128	Special Education - Funding for Children Requiring Sp Ed Services	3105									
129	Special Education - Personnel	3110									
130	Special Education - Orphanage - Individual	3120	9,000								
131	Special Education - Orphanage - Summer Individual	3130									
132	Special Education - Summer School	3145									
133	Special Education - Other (Describe & Itemize)	3199									
134	<b>Total Special Education</b>		409,000	0		0					
135	<b>CAREER AND TECHNICAL EDUCATION (CTE)</b>										
136	CTE - Technical Education - Tech Prep	3200									
137	CTE - Secondary Program Improvement (CTEI)	3220	15,466								
138	CTE - WECEP	3225									
139	CTE - Agriculture Education	3235									
140	CTE - Instructor Practicum	3240									
141	CTE - Student Organizations	3270									
142	CTE - Other (Describe & Itemize)	3299									
143	<b>Total Career and Technical Education</b>		15,466	0			0				
144	<b>BILINGUAL EDUCATION</b>										
145	Bilingual Education - Downstate - TPI and TBE	3305									
146	Bilingual Education - Downstate - Transitional Bilingual Education	3310									
147	<b>Total Bilingual Education</b>		0				0				
148	State Free Lunch & Breakfast	3360	45,000								
149	School Breakfast Initiative	3365									
150	Driver Education	3370	40,000								
151	Adult Education (from ICCB)	3410									
152	Adult Education - Other (Describe & Itemize)	3499									
153	<b>TRANSPORTATION</b>										
154	Transportation - Regular and Vocational	3500				1,000,000					
155	Transportation - Special Education	3510				1,500,000					



1	A	B	C	D	E	F	G	H	I	J	K
2	Description: Enter Whole Numbers Only	Acct #	(10) Educational	(20) Operations & Maintenance	(30) Debt Service	(40) Transportation	(50) Municipal Retirement/ Social Security	(60) Capital Projects	(70) Working Cash	(80) Tort	(90) Fire Prevention & Safety
156	Transportation - Other (Describe & Itemize)	3599									
157	<b>Total Transportation</b>		0	0		2,500,000	0				
158	Learning Improvement - Change Grants	3610									
159	Scientific Literacy	3660									
160	Truant Alternative/Optional Education	3695									
161	Early Childhood - Block Grant	3705	1,177,682				62,000				
162	Chicago General Education Block Grant	3766									
163	Chicago Educational Services Block Grant	3767									
164	School Safety & Educational Improvement Block Grant	3775									
165	Technology - Technology for Success	3780									
166	State Charter Schools	3815									
167	Extended Learning Opportunities - Summer Bridges	3825									
168	Infrastructure Improvements - Planning/Construction	3920									
169	School Infrastructure - Maintenance Projects	3925									
170	Other Restricted Revenue from State Sources (Describe & Itemize)	3999	238,926	50,000			1,700				
171	<b>Total Restricted Grants-In-Aid</b>		1,926,074	50,000	0	2,500,000	63,700	0	0	0	0
172	<b>Total Receipts/Revenues from State Sources</b>	3000	61,787,757	4,160,358	0	2,500,000	63,700	0	0	0	0
173	<b>RECEIPTS/REVENUES FROM FEDERAL SOURCES (4000)</b>										
174	<b>UNRESTRICTED GRANTS-IN-AID RECEIVED DIRECTLY FROM FEDERAL GOVT. (4001-4009)</b>										
175	Federal Impact Aid	4001									
176	Other Unrestricted Grants-In-Aid Received Directly from the Federal Govt. (Describe & Itemize)	4009									
177	<b>Total Unrestricted Grants-In-Aid Received Directly from Fed Govt</b>		0	0	0	0	0	0	0	0	0
178	<b>RESTRICTED GRANTS-IN-AID RECEIVED DIRECTLY FROM FEDERAL GOVT (4045-4090)</b>										
179	Head Start	4045									
180	Construction (Impact Aid)	4050									
181	MAGNET	4060									
182	Other Restricted Grants-In-Aid Received Directly from Federal Govt. (Describe & Itemize)	4090									
183	<b>Total Restricted Grants-In-Aid Received Directly from Federal Govt.</b>		0	0		0	0	0			0
184	<b>RESTRICTED GRANTS-IN-AID RECEIVED FROM FEDERAL GOVT. THRU THE STATE (4100-4999)</b>										
185	<b>TITLE V</b>										
186	Title V - Flexibility and Accountability	4100									
187	Title V - SEA Projects	4105									
188	Title V - Rural Education Initiative (REI)	4107									
189	Title V - Other (Describe & Itemize)	4199									
190	<b>Total Title V</b>		0	0		0	0				
191	<b>FOOD SERVICE</b>										
192	Breakfast Start-Up Expansion	4200									
193	National School Lunch Program	4210	2,300,000								
194	Special Milk Program	4215									
195	School Breakfast Program	4220	700,000								
196	Summer Food Service Admin/Program	4225	240,000								
197	Child and Adult Care Food Program	4226									
198	Fresh Fruit and Vegetables	4240									
199	Food Service - Other (Describe & Itemize)	4299									
200	<b>Total Food Service</b>		3,240,000				0				
201	<b>TITLE I</b>										
202	Title I - Low Income	4300	2,258,280				95,000				

1	A	B	C	D	E	F	G	H	I	J	K
2	Description: Enter Whole Numbers Only	Acct #	(10) Educational	(20) Operations & Maintenance	(30) Debt Service	(40) Transportation	(50) Municipal Retirement/ Social Security	(60) Capital Projects	(70) Working Cash	(80) Tort	(90) Fire Prevention & Safety
203	Title I - Low Income - Neglected, Private	4305									
204	Title I - Migrant Education	4340									
205	Title I - Other (Describe & Itemize)	4399									
206	<b>Total Title I</b>		2,258,280	0		0	95,000				
207	<b>TITLE IV</b>										
208	Title IV - Student Support & Academic Enrichment Grant	4400									
209	Title IV - 21st Century	4421									
210	Title IV - Other (Describe & Itemize)	4499									
211	<b>Total Title IV</b>		0	0		0	0				
212	<b>FEDERAL - SPECIAL EDUCATION</b>										
213	Federal Special Education - Preschool Flow-Through	4600	10,000								
214	Federal Special Education - Preschool Discretionary	4605									
215	Federal Special Education - IDEA Flow Through	4620	1,601,105				85,000				
216	Federal Special Education - IDEA Room & Board	4625	34,554								
217	Federal Special Education - IDEA Discretionary	4630									
218	Federal Special Education - IDEA - Other (Describe & Itemize)	4699									
219	<b>Total Federal Special Education</b>		1,645,659	0		0	85,000				
220	<b>CTE - PERKINS</b>										
221	CTE - Perkins-Title III E Tech Prep	4770	36,621								
222	CTE - Other (Describe & Itemize)	4799									
223	<b>Total CTE - Perkins</b>		36,621	0			0				
224	Federal - Adult Education	4810									
225	ARRA - General State Aid - Education Stabilization	4850									
226	ARRA - Title I - Low Income	4851									
227	ARRA - Title I - Neglected, Private	4852									
228	ARRA - Title I - Delinquent, Private	4853									
229	ARRA - Title I - School Improvement (Part A)	4854									
230	ARRA - Title I - School Improvement (Section 1003g)	4855									
231	ARRA - IDEA - Part B - Preschool	4856									
232	ARRA - IDEA - Part B - Flow-Through	4857									
233	ARRA - Title IID - Technology - Formula	4860									
234	ARRA - Title IID - Technology - Competitive	4861									
235	ARRA - McKinney - Vento Homeless Education	4862									
236	ARRA - Child Nutrition Equipment Assistance	4863									
237	Impact Aid Formula Grants	4864									
238	Impact Aid Competitive Grants	4865									
239	Qualified Zone Academy Bond Tax Credits	4866									
240	Qualified School Construction Bond Credits	4867									
241	Build America Bond Tax Credits	4868									
242	Build America Bond Interest Reimbursement	4869									
243	ARRA - General State Aid - Other Government Services Stabilization	4870									
244	Other ARRA Funds - II	4871									
245	Other ARRA Funds - III	4872									
246	Other ARRA Funds - IV	4873									
247	Other ARRA Funds - V	4874									
248	ARRA - Early Childhood	4875									
249	Other ARRA Funds - VII	4876									
250	Other ARRA Funds - VIII	4877									
251	Other ARRA Funds - IX	4878									
252	Other ARRA Funds - X	4879									
253	Other ARRA Funds - Ed Job Fund Program	4880									
254	<b>Total Stimulus Programs</b>		0	0	0	0	0	0		0	0
255	Race to the Top Program	4901									
256	Race to the Top - Preschool Expansion Grant	4902									

1	A	B	C	D	E	F	G	H	I	J	K
2	Description: Enter Whole Numbers Only	Acct #	(10) Educational	(20) Operations & Maintenance	(30) Debt Service	(40) Transportation	(50) Municipal Retirement/ Social Security	(60) Capital Projects	(70) Working Cash	(80) Tort	(90) Fire Prevention & Safety
257	Title III - Instruction for English Learners & Immigrant Students	4905									
258	Title III - English Language Acquisition	4909	385,000				1,500				
259	McKinney Education for Homeless Children	4920									
260	Title II - Eisenhower - Professional Development Formula	4930									
261	Title II - Teacher Quality	4932	100,000				160				
262	Federal Charter Schools	4960									
263	State Assessment Grants	4981									
264	Grant for State Assessments and Related Activities	4982									
265	Medicaid Matching Funds - Administrative Outreach	4991	200,000								
266	Medicaid Matching Funds - Fee-For-Service Program	4992	900,000								
267	Other Restricted Grants Received from Federal Government through State (Describe & Itemize)	4999	1,694,662								
268	<b>Total Restricted Grants-In-Aid Received from Federal Govt. Thru the State</b>		10,460,222	0	0	0	181,660	0		0	0
269	<b>TOTAL RECEIPTS/REVENUES FROM FEDERAL SOURCES</b>	<b>4000</b>	10,460,222	0	0	0	181,660	0	0	0	0
270	<b>TOTAL DIRECT RECEIPTS/REVENUES (without Student Activity Funds 1799)</b>		95,316,088	7,332,283	5,371,062	3,974,425	3,122,159	45,000	60,382	992,647	333,821
271	<b>TOTAL DIRECT RECEIPTS/REVENUES (with Student Activity Funds 1799)</b>		95,504,088								

	A	B	C	D	E	F	G	H	I	J	K
1	Description: Enter Whole Numbers Only	Funct #	(100) Salaries	(200) Employee Benefits	(300) Purchased Services	(400) Supplies & Materials	(500) Capital Outlay	(600) Other Objects	(700) Non-Capitalized Equipment	(800) Termination Benefits	(900) Total
3	<b>10 - EDUCATIONAL FUND (ED)</b>										
4	<b>INSTRUCTION (ED)</b>	<b>1000</b>									
5	Regular Programs	1100	22,094,007	3,653,756	1,340,110	1,091,683	7,000	2,838	24,965		28,214,359
6	Tuition Payment to Charter Schools	1115									0
7	Pre-K Programs	1125	863,786	67,800		35,075					966,661
8	Special Education Programs (Functions 1200 - 1220)	1200	8,755,237	1,065,912	95	60,475			950		9,882,669
9	Special Education Programs Pre-K	1225	691,550	102,275		705					794,530
10	Remedial and Supplemental Programs K-12	1250	3,344,779	478,430		130					3,823,339
11	Remedial and Supplemental Programs Pre-K	1275									0
12	Adult/Continuing Education Programs	1300									0
13	CTE Programs	1400	1,254,480	172,430	6,000	44,855		40	3,325		1,481,130
14	Interscholastic Programs	1500	727,741	93,660	71,210	168,741	60,000	47,200	16,500		1,185,052
15	Summer School Programs	1600	156,705	3,225		4,380					164,310
16	Gifted Programs	1650									0
17	Driver's Education Programs	1700	35,000	630	3,889	20					39,539
18	Bilingual Programs	1800	6,681,096	1,025,985		1,200					7,708,281
19	Truant Alternative & Optional Programs	1900	80,889	16,595							97,484
20	Pre-K Programs - Private Tuition	1910									0
21	Regular K-12 Programs Private Tuition	1911									0
22	Special Education Programs K-12 Private Tuition	1912									0
23	Special Education Programs Pre-K Tuition	1913									0
24	Remedial/Supplemental Programs K-12 Private Tuition	1914									0
25	Remedial/Supplemental Programs Pre-K Private Tuition	1915									0
26	Adult/Continuing Education Programs Private Tuition	1916									0
27	CTE Programs Private Tuition	1917									0
28	Interscholastic Programs Private Tuition	1918									0
29	Summer School Programs Private Tuition	1919									0
30	Gifted Programs Private Tuition	1920									0
31	Bilingual Programs Private Tuition	1921									0
32	Truants Alternative/Opt Ed Programs Private Tuition	1922									0
33	Student Activity Fund Expenditures	1999						176,000			176,000
34	<b>Total Instruction<sup>14</sup> (Without Student Activity Funds 1999)</b>	<b>1000</b>	<b>44,685,270</b>	<b>6,680,698</b>	<b>1,421,304</b>	<b>1,407,264</b>	<b>67,000</b>	<b>50,078</b>	<b>45,740</b>	<b>0</b>	<b>54,357,354</b>
35	<b>Total Instruction<sup>14</sup> (With Student Activity Funds 1999)</b>	<b>1000</b>	<b>44,685,270</b>	<b>6,680,698</b>	<b>1,421,304</b>	<b>1,407,264</b>	<b>67,000</b>	<b>226,078</b>	<b>45,740</b>	<b>0</b>	<b>54,533,354</b>
36	<b>SUPPORT SERVICES (ED)</b>	<b>2000</b>									
37	<b>Support Services - Pupil</b>	<b>2100</b>									
38	Attendance & Social Work Services	2110	1,972,916	226,307	10,585	500					2,210,308
39	Guidance Services	2120	1,295,868	166,930	300	4,500		775	0		1,468,373
40	Health Services	2130	846,182	152,710	500	15,980					1,015,372
41	Psychological Services	2140	1,083,223	151,120							1,234,343
42	Speech Pathology & Audiology Services	2150	1,770,441	263,315							2,033,756
43	Other Support Services - Pupils (Describe & Itemize)	2190	1,526,815	300,697	18,985	7,100					1,853,597
44	<b>Total Support Services - Pupil</b>	<b>2100</b>	<b>8,495,445</b>	<b>1,261,079</b>	<b>30,370</b>	<b>28,080</b>	<b>0</b>	<b>775</b>	<b>0</b>	<b>0</b>	<b>9,815,749</b>
45	<b>Support Services - Instructional Staff</b>	<b>2200</b>									
46	Improvement of Instruction Services	2210	3,090,452	593,645	146,030	520,980					4,351,107
47	Educational Media Services	2220	617,420	155,258		9,678		235	3,000		785,591
48	Assessment & Testing	2230	37,184	10,713		20,545					68,442
49	<b>Total Support Services - Instructional Staff</b>	<b>2200</b>	<b>3,745,056</b>	<b>759,616</b>	<b>146,030</b>	<b>551,203</b>	<b>0</b>	<b>235</b>	<b>3,000</b>	<b>0</b>	<b>5,205,140</b>
50	<b>Support Services - General Administration</b>	<b>2300</b>									
51	Board of Education Services	2310	66,251	12,885	117,125	20,000		22,000			238,261
52	Executive Administration Services	2320	456,671	132,524	8,000	8,700		8,000			613,895
53	Special Area Administration Services	2330	744,330	258,108	412			900			1,003,750
54	Tort Immunity Services	2360 - 2370									0
55	<b>Total Support Services - General Administration</b>	<b>2300</b>	<b>1,267,252</b>	<b>403,517</b>	<b>125,537</b>	<b>28,700</b>	<b>0</b>	<b>30,900</b>	<b>0</b>	<b>0</b>	<b>1,855,906</b>
56	<b>Support Services - School Administration</b>	<b>2400</b>									
57	Office of the Principal Services	2410	3,630,727	1,018,094	28,965	33,581		2,965			4,714,332

1	A	B	C	D	E	F	G	H	I	J	K
2	Description: Enter Whole Numbers Only	Funct #	(100) Salaries	(200) Employee Benefits	(300) Purchased Services	(400) Supplies & Materials	(500) Capital Outlay	(600) Other Objects	(700) Non-Capitalized Equipment	(800) Termination Benefits	(900) Total
58	Other Support Services - School Administration <i>(Describe &amp; Itemize)</i>	2490	720,164	113,455							833,619
59	<b>Total Support Services - School Administration</b>	<b>2400</b>	<b>4,350,891</b>	<b>1,131,549</b>	<b>28,965</b>	<b>33,581</b>	<b>0</b>	<b>2,965</b>	<b>0</b>	<b>0</b>	<b>5,547,951</b>
60	<b>Support Services - Business</b>	<b>2500</b>									
61	Direction of Business Support Services	2510	140,737	29,405	73,250	1,200		500			245,092
62	Fiscal Services	2520	319,785	37,650	87,600	15,000		15,900	2,500		478,435
63	Operation & Maintenance of Plant Services	2540	87,570	29,720		69,408					186,698
64	Pupil Transportation Services	2550									0
65	Food Services	2560			2,104,103	500					2,104,603
66	Internal Services	2570			27,665	42,649		250			70,564
67	<b>Total Support Services - Business</b>	<b>2500</b>	<b>548,092</b>	<b>96,775</b>	<b>2,292,618</b>	<b>128,757</b>	<b>0</b>	<b>16,650</b>	<b>2,500</b>	<b>0</b>	<b>3,085,392</b>
68	<b>Support Services - Central</b>	<b>2600</b>									
69	Direction of Central Support Services	2610	162,697	29,036	2,500	54,710		1,500			250,443
70	Planning, Research, Development & Evaluation Services	2620									0
71	Information Services	2630	1,320,690	228,376	1,977,355	56,750	49,700	1,830	357,000		3,991,701
72	Staff Services	2640	386,442	77,971							464,413
73	Data Processing Services	2660			3,000						3,000
74	<b>Total Support Services - Central</b>	<b>2600</b>	<b>1,869,829</b>	<b>335,383</b>	<b>1,982,855</b>	<b>111,460</b>	<b>49,700</b>	<b>3,330</b>	<b>357,000</b>	<b>0</b>	<b>4,709,557</b>
75	<b>Other Support Services <i>(Describe &amp; Itemize)</i></b>	<b>2900</b>	<b>111,072</b>	<b>15,495</b>		<b>29,500</b>					<b>156,067</b>
76	<b>Total Support Services</b>	<b>2000</b>	<b>20,387,637</b>	<b>4,003,414</b>	<b>4,606,375</b>	<b>911,281</b>	<b>49,700</b>	<b>54,855</b>	<b>362,500</b>	<b>0</b>	<b>30,375,762</b>
77	<b>COMMUNITY SERVICES (ED)</b>	<b>3000</b>	<b>453,650</b>	<b>95,197</b>	<b>29,900</b>	<b>11,525</b>					<b>590,272</b>
78	<b>PAYMENTS TO OTHER DIST &amp; GOVT UNITS (ED)</b>	<b>4000</b>									
79	<b>Payments to Other Dist &amp; Govt Units (In-State)</b>	<b>4100</b>									
80	Payments for Regular Programs	4110									0
81	Payments for Special Education Programs	4120									0
82	Payments for Adult/Continuing Education Programs	4130									0
83	Payments for CTE Programs	4140									0
84	Payments for Community College Programs	4170									0
85	Other Payments to In-State Govt Units <i>(Describe &amp; Itemize)</i>	4190			8,042,065						8,042,065
86	<b>Total Payments to Other Dist &amp; Govt Units (In-State)</b>	<b>4100</b>			<b>8,042,065</b>			<b>0</b>			<b>8,042,065</b>
87	Payments for Regular Programs - Tuition	4210									0
88	Payments for Special Education Programs - Tuition	4220									0
89	Payments for Adult/Continuing Education Programs - Tuition	4230									0
90	Payments for CTE Programs - Tuition	4240									0
91	Payments for Community College Programs - Tuition	4270									0
92	Payments for Other Programs - Tuition	4280									0
93	Other Payments to In-State Govt Units <i>(Describe &amp; Itemize)</i>	4290									0
94	<b>Total Payments to Other Dist &amp; Govt Units - Tuition (In State)</b>	<b>4200</b>						<b>0</b>			<b>0</b>
95	Payments for Regular Programs - Transfers	4310									0
96	Payments for Special Education Programs - Transfers	4320									0
97	Payments for Adult/Continuing Ed Programs - Transfers	4330									0
98	Payments for CTE Programs - Transfers	4340									0
99	Payments for Community College Program - Transfers	4370									0
100	Payments for Other Programs - Transfers	4380									0
101	Other Payments to In-State Govt Units - Transfers <i>(Describe &amp; Itemize)</i>	4390									0
102	<b>Total Payments to Other Dist &amp; Govt Units-Transfers (In State)</b>	<b>4300</b>			<b>0</b>			<b>0</b>			<b>0</b>
103	Payments to Other Dist & Govt Units (Out of State)	4400									0
104	<b>Total Payments to Other Dist &amp; Govt Units</b>	<b>4000</b>			<b>8,042,065</b>			<b>0</b>			<b>8,042,065</b>
105	<b>DEBT SERVICE (ED)</b>	<b>5000</b>									
106	<b>Debt Service - Interest on Short-Term Debt</b>	<b>5100</b>									
107	Tax Anticipation Warrants	5110									0
108	Tax Anticipation Notes	5120									0
109	Corporate Personal Property Repl Tax Anticipated Notes	5130									0
110	State Aid Anticipation Certificates	5140									0
111	Other Interest on Short-Term Debt <i>(Describe &amp; Itemize)</i>	5150									0
112	<b>Total Debt Service - Interest on Short-Term Debt</b>	<b>5100</b>						<b>0</b>			<b>0</b>
113	<b>Debt Service - Interest on Long-Term Debt</b>	<b>5200</b>									<b>0</b>

	A	B	C	D	E	F	G	H	I	J	K
1	Description: Enter Whole Numbers Only	Func #	(100) Salaries	(200) Employee Benefits	(300) Purchased Services	(400) Supplies & Materials	(500) Capital Outlay	(600) Other Objects	(700) Non-Capitalized Equipment	(800) Termination Benefits	(900) Total
2											
114	Total Debt Service	5000						0			0
115	PROVISION FOR CONTINGENCIES (ED)	6000									0
116	Total Direct Disbursements/Expenditures (without Student Activity Funds (1999))		65,526,557	10,779,309	14,099,644	2,330,070	116,700	104,933	408,240	0	93,365,453
117	Total Direct Disbursements/Expenditures (with Student Activity Funds (1999))		65,526,557	10,779,309	14,099,644	2,330,070	116,700	280,933	408,240	0	93,541,453
118	Excess (Deficiency) of Receipts/Revenues Over Disbursements/Expenditures (Without Student Activity Funds 1999)										1,950,635
119	Excess (Deficiency) of Receipts/Revenues Over Disbursements/Expenditures (With Student Activity Funds 1999)										1,962,635
121	<b>20 - OPERATIONS AND MAINTENANCE FUND (O&amp;M)</b>										
122	SUPPORT SERVICES (O&M)	2000									
123	Support Services - Pupil	2100									
124	Other Support Services - Pupils (Describe & Itemize)	2190									0
125	Support Services - Business	2500									
126	Direction of Business Support Services	2510									0
127	Facilities Acquisition & Construction Services	2530									0
128	Operation & Maintenance of Plant Services	2540	2,990,611	576,000	146,000	3,445,570					7,158,181
129	Pupil Transportation Services	2550									0
130	Food Services	2560									0
131	Total Support Services - Business	2500	2,990,611	576,000	146,000	3,445,570	0	0	0	0	7,158,181
132	Other Support Services (Describe & Itemize)	2900				169,120					169,120
133	Total Support Services	2000	2,990,611	576,000	146,000	3,614,690	0	0	0	0	7,327,301
134	COMMUNITY SERVICES (O&M)	3000									0
135	PAYMENTS TO OTHER DIST & GOVT UNITS (O&M)	4000									
136	Payments to Other Dist & Govt Units (In-State)	4100									
137	Payments for Regular Programs	4110									0
138	Payments for Special Education Programs	4120									0
139	Payments for CTE Program	4140									0
140	Other Payments to In-State Govt Units (Describe & Itemize)	4190									0
141	Total Payments to Other Dist & Govt Units (In-State)	4100				0		0			0
142	Payments to Other Dist & Govt Units (Out of State) <sup>14</sup>	4400									0
143	Total Payments to Other Dist & Govt Unit	4000				0		0			0
144	DEBT SERVICE (O&M)	5000									
145	Debt Service - Interest on Short-Term Debt	5100									
146	Tax Anticipation Warrants	5110									0
147	Tax Anticipation Notes	5120									0
148	Corporate Personal Prop Repl Tax Anticipated Notes	5130									0
149	State Aid Anticipation Certificates	5140									0
150	Other Interest on Short-Term Debt (Describe & Itemize)	5150									0
151	Total Debt Service - Interest on Short-Term Debt	5100						0			0
152	Debt Service - Interest on Long-Term Debt	5200									0
153	Total Debt Service	5000						0			0
154	PROVISION FOR CONTINGENCIES (O&M)	6000									0
155	Total Direct Disbursements/Expenditures		2,990,611	576,000	146,000	3,614,690	0	0	0	0	7,327,301
156	Excess (Deficiency) of Receipts/Revenues Over Disbursements/Expenditures										4,982
157											
158	<b>30 - DEBT SERVICE FUND (DS)</b>										
159	PAYMENTS TO OTHER DIST & GOVT UNITS (DS)	4000									
160	Payments to Other Dist & Govt Units (In-State)	4100									
161	Payments for Regular Programs	4110									0
162	Payments for Special Education Programs	4120									0
163	Other Payments to In-State Govt Units (Describe & Itemize)	4190									0
164	Total Payments to Other Dist & Govt Units (In-State)	4000						0			0

	A	B	C	D	E	F	G	H	I	J	K
1	Description: Enter Whole Numbers Only	Funct #	(100) Salaries	(200) Employee Benefits	(300) Purchased Services	(400) Supplies & Materials	(500) Capital Outlay	(600) Other Objects	(700) Non-Capitalized Equipment	(800) Termination Benefits	(900) Total
165	<b>DEBT SERVICE (DS)</b>	<b>5000</b>									
166	<b>Debt Service - Interest on Short-Term Debt</b>	<b>5100</b>									
167	Tax Anticipation Warrants	5110									0
168	Tax Anticipation Notes	5120									0
169	Corporate Personal Prop Repl Tax Anticipation Notes	5130									0
170	State Aid Anticipation Certificates	5140									0
171	Other Interest on Short-Term Debt <i>(Describe &amp; Itemize)</i>	5150									0
172	<b>Total Debt Service - Interest On Short-Term Debt</b>	<b>5100</b>						0			0
173	<b>Debt Service - Interest on Long-Term Debt</b>	<b>5200</b>						1,782,291			1,782,291
174	<b>Debt Service - Payments of Principal on Long-Term Debt <sup>15</sup> (Lease/Purchase Principal Retired)</b>	<b>5300</b>						4,273,275			4,273,275
175	<b>Debt Service Other <i>(Describe &amp; Itemize)</i></b>	<b>5400</b>			2,000			2,050			4,050
176	<b>Total Debt Service</b>	<b>5000</b>			2,000			6,057,616			6,059,616
177	<b>PROVISION FOR CONTINGENCIES (DS)</b>	<b>6000</b>									0
178	<b>Total Direct Disbursements/Expenditures</b>				2,000			6,057,616			6,059,616
179	<b>Excess (Deficiency) of Receipts/Revenues Over Disbursements/Expenditures</b>										(688,554)
180											
181	<b>40 - TRANSPORTATION FUND (TR)</b>										
182	<b>SUPPORT SERVICES (TR)</b>	<b>2000</b>									
183	<b>Support Services - Pupils</b>	<b>2100</b>									
184	Other Support Services - Pupils <i>(Describe &amp; Itemize)</i>	2190									0
185	<b>Support Services - Business</b>										
186	Pupil Transportation Services	2550	2,207,469	708,165	2,244,647	160,320		500			5,321,101
187	Other Support Services <i>(Describe &amp; Itemize)</i>	2900									0
188	<b>Total Support Services</b>	<b>2000</b>	2,207,469	708,165	2,244,647	160,320	0	500	0	0	5,321,101
189	<b>COMMUNITY SERVICES (TR)</b>	<b>3000</b>									0
190	<b>PAYMENTS TO OTHER DIST &amp; GOVT UNITS (TR)</b>	<b>4000</b>									
191	<b>Payments to Other Dist &amp; Govt Units (In-State)</b>	<b>4100</b>									
192	Payments for Regular Program	4110									0
193	Payments for Special Education Programs	4120									0
194	Payments for Adult/Continuing Education Programs	4130									0
195	Payments for CTE Programs	4140									0
196	Payments for Community College Programs	4170									0
197	Other Payments to In-State Govt Units <i>(Describe &amp; Itemize)</i>	4190									0
198	<b>Total Payments to Other Dist &amp; Govt Units (In-State)</b>	<b>4100</b>			0			0			0
199	<b>Payments to Other Dist &amp; Govt Units (Out-of-State) <i>(Describe &amp; Itemize)</i></b>	<b>4400</b>									0
200	<b>Total Payments to Other Dist &amp; Govt Units</b>	<b>4000</b>			0			0			0
201	<b>DEBT SERVICE (TR)</b>	<b>5000</b>									
202	<b>Debt Service - Interest on Short-Term Debt</b>	<b>5100</b>									
203	Tax Anticipation Warrants	5110									0
204	Tax Anticipation Notes	5120									0
205	Corporate Personal Prop Repl Tax Anticipation Notes	5130									0
206	State Aid Anticipation Certificates	5140									0
207	Other Interest on Short-Term Debt <i>(Describe and Itemize)</i>	5150									0
208	<b>Total Debt Service - Interest On Short-Term Debt</b>	<b>5100</b>						0			0
209	<b>Debt Service - Interest on Long-Term Debt</b>	<b>5200</b>									0
210	<b>Debt Service - Payments of Principal on Long-Term Debt <sup>15</sup> (Lease/Purchase Principal Retired)</b>	<b>5300</b>									0
211	<b>Debt Service - Other <i>(Describe and Itemize)</i></b>	<b>5400</b>									0
212	<b>Total Debt Service</b>	<b>5000</b>						0			0
213	<b>PROVISION FOR CONTINGENCIES (TR)</b>	<b>6000</b>									0
214	<b>Total Direct Disbursements/Expenditures</b>		2,207,469	708,165	2,244,647	160,320	0	500	0	0	5,321,101
215	<b>Excess (Deficiency) of Receipts/Revenues Over Disbursements/Expenditures</b>										(1,346,676)

	A	B	C	D	E	F	G	H	I	J	K
1	Description: Enter Whole Numbers Only	Func#	(100) Salaries	(200) Employee Benefits	(300) Purchased Services	(400) Supplies & Materials	(500) Capital Outlay	(600) Other Objects	(700) Non-Capitalized Equipment	(800) Termination Benefits	(900) Total
2											
217	<b>50 - MUNICIPAL RETIREMENT/SOC SEC FUND (MR/SS)</b>										
218	<b>INSTRUCTION (MR/SS)</b>	<b>1000</b>									
219	Regular Program	1100		329,560							329,560
220	Pre-K Programs	1125		56,300							56,300
221	Special Education Programs (Functions 1200-1220)	1200		490,185							490,185
222	Special Education Programs Pre-K	1225		40,800							40,800
223	Remedial and Supplemental Programs K-12	1250		58,125							58,125
224	Remedial and Supplemental Programs Pre-K	1275									0
225	Adult/Continuing Education Programs	1300									0
226	CTE Programs	1400		15,450							15,450
227	Interscholastic Programs	1500		35,315							35,315
228	Summer School Programs	1600		75							75
229	Gifted Programs	1650									0
230	Driver's Education Programs	1700		800							800
231	Bilingual Programs	1800		120,850							120,850
232	Truant Alternative & Optional Programs	1900		9,450							9,450
233	<b>Total Instruction</b>	<b>1000</b>		<b>1,156,910</b>							<b>1,156,910</b>
234	<b>SUPPORT SERVICES (MR/SS)</b>	<b>2000</b>									
235	<b>Support Services - Pupil</b>	<b>2100</b>									
236	Attendance & Social Work Services	2110		48,075							48,075
237	Guidance Services	2120		14,600							14,600
238	Health Services	2130		78,400							78,400
239	Psychological Services	2140		12,850							12,850
240	Speech Pathology & Audiology Services	2150		28,000							28,000
241	Other Support Services - Pupils (Describe & Itemize)	2190		190,613							190,613
242	<b>Total Support Services - Pupil</b>	<b>2100</b>		<b>372,538</b>							<b>372,538</b>
243	<b>Support Services - Instructional Staff</b>	<b>2200</b>									
244	Improvement of Instruction Services	2210		70,658							70,658
245	Educational Media Services	2220		54,950							54,950
246	Assessment & Testing	2230		539							539
247	<b>Total Support Services - Instructional Staff</b>	<b>2200</b>		<b>126,147</b>							<b>126,147</b>
248	<b>Support Services - General Administration</b>	<b>2300</b>									
249	Board of Education Services	2310		10,650							10,650
250	Executive Administration Services	2320		16,500							16,500
251	Special Area Administrative Services	2330		11,792							11,792
252	Claims Paid from Self Insurance Fund	2361									0
253	Workers' Compensation or Workers' Occupation Disease Acts Payments	2362									0
254	Unemployment Insurance Payments	2363									0
255	Insurance Payments (regular or self-insurance)	2364									0
256	Risk Management and Claims Services Payments	2365									0
257	Judgment and Settlements	2366									0
258	Educatl, Inspectl, Supervisory Serv. Related to Loss Prevention or Reduction	2367									0
259	Reciprocal Insurance Payments	2368									0
260	Legal Service	2369									0
261	<b>Total Support Services - General Administration</b>	<b>2300</b>		<b>38,942</b>							<b>38,942</b>
262	<b>Support Services - School Administration</b>	<b>2400</b>									
263	Office of the Principal Services	2410		214,798							214,798
264	Other Support Services - School Administration (Describe & Itemize)	2490		9,200							9,200
265	<b>Total Support Services - School Administration</b>	<b>2400</b>		<b>223,998</b>							<b>223,998</b>
266	<b>Support Services - Business</b>	<b>2500</b>									
267	Direction of Business Support Services	2510		2,044							2,044
268	Fiscal Services	2520		53,000							53,000
269	Facilities Acquisition & Construction Services	2530									0
270	Operation & Maintenance of Plant Service	2540		466,920							466,920
271	Pupil Transportation Services	2550		327,000							327,000



	A	B	C	D	E	F	G	H	I	J	K
1	Description: Enter Whole Numbers Only	Func#	(100) Salaries	(200) Employee Benefits	(300) Purchased Services	(400) Supplies & Materials	(500) Capital Outlay	(600) Other Objects	(700) Non-Capitalized Equipment	(800) Termination Benefits	(900) Total
2											
272	Food Services	2560									0
273	Internal Services	2570									0
274	<b>Total Support Services - Business</b>	<b>2500</b>		848,964							848,964
275	<b>Support Services - Central</b>	<b>2600</b>									
276	Direction of Central Support Services	2610		2,362							2,362
277	Planning, Research, Development & Evaluation Services	2620									0
278	Information Services	2630		214,995							214,995
279	Staff Services	2640		63,578							63,578
280	Data Processing Services	2660									0
281	<b>Total Support Services - Central</b>	<b>2600</b>		280,935							280,935
282	<b>Other Support Services (Describe &amp; Itemize)</b>	<b>2900</b>		1,500							1,500
283	<b>Total Support Services</b>	<b>2000</b>		1,893,024							1,893,024
284	<b>COMMUNITY SERVICES (MR/SS)</b>	<b>3000</b>		64,225							64,225
285	<b>PAYMENTS TO OTHER DIST &amp; GOVT UNITS (MR/SS)</b>	<b>4000</b>									
286	Payments for Regular Programs	4110									0
287	Payments for Special Education Programs	4120									0
288	Payments for CTE Programs	4140									0
289	<b>Total Payments to Other Dist &amp; Govt Units</b>	<b>4000</b>		0							0
290	<b>DEBT SERVICE (MR/SS)</b>	<b>5000</b>									
291	<b>Debt Service - Interest on Short-Term Debt</b>	<b>5100</b>									
292	Tax Anticipation Warrants	5110									0
293	Tax Anticipation Notes	5120									0
294	Corporate Personal Prop Repl Tax Anticipation Notes	5130									0
295	State Aid Anticipation Certificates	5140									0
296	Other (Describe & Itemize)	5150									0
297	<b>Total Debt Service</b>	<b>5000</b>						0			0
298	<b>PROVISION FOR CONTINGENCIES (MR/SS)</b>	<b>6000</b>									0
299	<b>Total Direct Disbursements/Expenditures</b>			3,114,159				0			3,114,159
300	<b>Excess (Deficiency) of Receipts/Revenues Over Disbursements/Expenditures</b>										8,000
302	<b>60 - CAPITAL PROJECTS (CP)</b>										
303	<b>SUPPORT SERVICES (CP)</b>	<b>2000</b>									
304	<b>Support Services - Business</b>										
305	Facilities Acquisition & Construction Services	2530			500,000						500,000
306	Other Support Services (Describe & Itemize)	2900									0
307	<b>Total Support Services</b>	<b>2000</b>	0	0	500,000	0	0	0	0		500,000
308	<b>PAYMENTS TO OTHER DIST &amp; GOVT UNITS (CP)</b>	<b>4000</b>									
309	<b>Payments to Other Dist &amp; Govt Units (In-State)</b>	<b>4100</b>									
310	Payments to Regular Programs	4110									0
311	Payment for Special Education Programs	4120									0
312	Payment for CTE Programs	4140									0
313	Payments to Other Govt Units (In-State) (Describe & Itemize)	4190									0
314	<b>Total Payments to Other Districts &amp; Govt Units</b>	<b>4000</b>			0			0			0
315	<b>PROVISION FOR CONTINGENCIES (CP)</b>	<b>6000</b>									0
316	<b>Total Direct Disbursements/Expenditures</b>		0	0	500,000	0	0	0	0		500,000
317	<b>Excess (Deficiency) of Receipts/Revenues Over Disbursements/Expenditures</b>										(455,000)
319	<b>70 WORKING CASH FUND (WC)</b>										
321	<b>80 - TORT FUND (TF)</b>										
322	<b>INSTRUCTION (TF)</b>	<b>1000</b>									
323	Regular Programs	1100									0
324	Tuition Payment to Charter Schools	1115									0
325	Pre-K Programs	1125									0
326	Special Education Programs (Functions 1200 - 1220)	1200									0

1	A	B	C	D	E	F	G	H	I	J	K
2	Description: Enter Whole Numbers Only	Funct #	(100) Salaries	(200) Employee Benefits	(300) Purchased Services	(400) Supplies & Materials	(500) Capital Outlay	(600) Other Objects	(700) Non-Capitalized Equipment	(800) Termination Benefits	(900) Total
327	Special Education Programs Pre-K	1225									0
328	Remedial and Supplemental Programs K-12	1250									0
329	Remedial and Supplemental Programs Pre-K	1275									0
330	Adult/Continuing Education Programs	1300									0
331	CTE Programs	1400									0
332	Interscholastic Programs	1500									0
333	Summer School Programs	1600									0
334	Gifted Programs	1650									0
335	Driver's Education Programs	1700									0
336	Bilingual Programs	1800									0
337	Truant Alternative & Optional Programs	1900									0
338	Pre-K Programs - Private Tuition	1910									0
339	Regular K-12 Programs Private Tuition	1911									0
340	Special Education Programs K-12 Private Tuition	1912									0
341	Special Education Programs Pre-K Tuition	1913									0
342	Remedial/Supplemental Programs K-12 Private Tuition	1914									0
343	Remedial/Supplemental Programs Pre-K Private Tuition	1915									0
344	Adult/Continuing Education Programs Private Tuition	1916									0
345	CTE Programs Private Tuition	1917									0
346	Interscholastic Programs Private Tuition	1918									0
347	Summer School Programs Private Tuition	1919									0
348	Gifted Programs Private Tuition	1920									0
349	Bilingual Programs Private Tuition	1921									0
350	Truants Alternative/Opt Ed Programs Private Tuition	1922									0
351	<b>Total Instruction<sup>14</sup></b>	<b>1000</b>	0	0	0	0	0	0	0	0	0
352	<b>SUPPORT SERVICES (TF)</b>	<b>2000</b>									
353	<b>Support Services - Pupil</b>	<b>2100</b>									
354	Attendance & Social Work Services	2110									0
355	Guidance Services	2120									0
356	Health Services	2130									0
357	Psychological Services	2140									0
358	Speech Pathology & Audiology Services	2150									0
359	Other Support Services - Pupils (Describe & Itemize)	2190									0
360	<b>Total Support Services - Pupil</b>	<b>2100</b>	0	0	0	0	0	0	0	0	0
361	<b>Support Services - Instructional Staff</b>	<b>2200</b>									
362	Improvement of Instruction Services	2210									0
363	Educational Media Services	2220									0
364	Assessment & Testing	2230									0
365	<b>Total Support Services - Instructional Staff</b>	<b>2200</b>	0	0	0	0	0	0	0	0	0
366	<b>Support Services - General Administration</b>	<b>2300</b>									
367	Board of Education Services	2310			87,421						87,421
368	Executive Administration Services	2320									0
369	Special Area Administration Services	2330									0
370	Claims Paid from Self Insurance Fund	2361									0
371	Risk Management and Claims Services Payments	2365			980,262			50,000			1,030,262
372	<b>Total Support Services - General Administration</b>	<b>2300</b>	0	0	1,067,683	0	0	50,000	0	0	1,117,683
373	<b>Support Services - School Administration</b>	<b>2400</b>									
374	Office of the Principal Services	2410									0
375	Other Support Services - School Administration (Describe & Itemize)	2490									0
376	<b>Total Support Services - School Administration</b>	<b>2400</b>	0	0	0	0	0	0	0	0	0
377	<b>Support Services - Business</b>	<b>2500</b>									
378	Direction of Business Support Services	2510									0
379	Fiscal Services	2520									0
380	Operation & Maintenance of Plant Services	2540									0
381	Pupil Transportation Services	2550									0

1	A	B	C	D	E	F	G	H	I	J	K
2	Description: Enter Whole Numbers Only	Funct #	(100) Salaries	(200) Employee Benefits	(300) Purchased Services	(400) Supplies & Materials	(500) Capital Outlay	(600) Other Objects	(700) Non-Capitalized Equipment	(800) Termination Benefits	(900) Total
382	Food Services	2560									0
383	Internal Services	2570									0
384	<b>Total Support Services - Business</b>	<b>2500</b>	0	0	0	0	0	0	0	0	0
385	<b>Support Services - Central</b>	<b>2600</b>									
386	Direction of Central Support Services	2610									0
387	Planning, Research, Development & Evaluation Services	2620									0
388	Information Services	2630									0
389	Staff Services	2640									0
390	Data Processing Services	2660									0
391	<b>Total Support Services - Central</b>	<b>2600</b>	0	0	0	0	0	0	0	0	0
392	<b>Other Support Services (Describe &amp; Itemize)</b>	<b>2900</b>									0
393	<b>Total Support Services</b>	<b>2000</b>	0	0	1,067,683	0	0	50,000	0	0	1,117,683
394	<b>COMMUNITY SERVICES (TF)</b>	<b>3000</b>									0
395	<b>PAYMENTS TO OTHER DIST &amp; GOVT UNITS (TF)</b>	<b>4000</b>									
396	<b>Payments to Other Dist &amp; Govt Units (In-State)</b>	<b>4100</b>									
397	Payments for Regular Programs	4110									0
398	Payments for Special Education Programs	4120									0
399	Payments for Adult/Continuing Education Programs	4130									0
400	Payments for CTE Programs	4140									0
401	Payments for Community College Programs	4170									0
402	Other Payments to In-State Govt Units (Describe & Itemize)	4190									0
403	<b>Total Payments to Other Dist &amp; Govt Units (In-State)</b>	<b>4100</b>			0			0			0
404	Payments for Regular Programs - Tuition	4210									0
405	Payments for Special Education Programs - Tuition	4220									0
406	Payments for Adult/Continuing Education Programs - Tuition	4230									0
407	Payments for CTE Programs - Tuition	4240									0
408	Payments for Community College Programs - Tuition	4270									0
409	Payments for Other Programs - Tuition	4280									0
410	Other Payments to In-State Govt Units (Describe & Itemize)	4290									0
411	<b>Total Payments to Other Dist &amp; Govt Units - Tuition (In State)</b>	<b>4200</b>						0			0
412	Payments for Regular Programs - Transfers	4310									0
413	Payments for Special Education Programs - Transfers	4320									0
414	Payments for Adult/Continuing Ed Programs - Transfers	4330									0
415	Payments for CTE Programs - Transfers	4340									0
416	Payments for Community College Program - Transfers	4370									0
417	Payments for Other Programs - Transfers	4380									0
418	Other Payments to In-State Govt Units - Transfers (Describe & Itemize)	4390									0
419	<b>Total Payments to Other Dist &amp; Govt Units-Transfers (In State)</b>	<b>4300</b>						0			0
420	Payments to Other Dist & Govt Units (Out of State)	4400									0
421	<b>Total Payments to Other Dist &amp; Govt Units</b>	<b>4000</b>						0			0
422	<b>DEBT SERVICE (TF)</b>	<b>5000</b>									
423	<b>Debt Service - Interest on Short-Term Debt</b>										
424	Tax Anticipation Warrants	5110									0
425	Corporate Personal Property Replacement Tax Anticipation Notes	5130									0
426	Other Interest or Short-Term Debt (Describe & Itemize)	5150									0
427	<b>Total Debt Service</b>	<b>5000</b>						0			0
428	<b>PROVISION FOR CONTINGENCIES (TF)</b>	<b>6000</b>									0
429	<b>Total Direct Disbursements/Expenditures</b>		0	0	1,067,683	0	0	50,000	0	0	1,117,683
430	<b>Excess (Deficiency) of Receipts/Revenues Over Disbursements/Expenditures</b>										(125,036)
431											
432	<b>90 - FIRE PREVENTION &amp; SAFETY FUND (FP&amp;S)</b>										
433	<b>SUPPORT SERVICES (FP&amp;S)</b>	<b>2000</b>									
434	<b>Support Services - Business</b>	<b>2500</b>									
435	Facilities Acquisition & Construction Services	2530									0
436	Operation & Maintenance of Plant Service	2540			333,821						333,821
437	<b>Total Support Services - Business</b>	<b>2500</b>	0	0	333,821	0	0	0	0		333,821
438	Other Support Services (Describe & Itemize)	2900									0

1	A	B	C	D	E	F	G	H	I	J	K
2	Description: Enter Whole Numbers Only	Funct #	(100) Salaries	(200) Employee Benefits	(300) Purchased Services	(400) Supplies & Materials	(500) Capital Outlay	(600) Other Objects	(700) Non-Capitalized Equipment	(800) Termination Benefits	(900) Total
439	<b>Total Support Services</b>	2000	0	0	333,821	0	0	0	0		333,821
440	<b>PAYMENTS TO OTHER DISTRICTS &amp; GOVT UNITS (FP&amp;S)</b>	4000									
441	Payments to Regular Programs	4110									0
442	Payments to Special Education Programs	4120									0
443	Other Payments to In-State Govt Units <i>(Describe &amp; Itemize)</i>	4190									0
444	<b>Total Payments to Other Districts &amp; Govt Units (FPS)</b>	4000						0			0
445	<b>DEBT SERVICE (FP&amp;S)</b>	5000									
446	<b>Debt Service - Interest on Short-Term Debt</b>	5100									
447	Tax Anticipation Warrants	5110									0
448	Other Interest on Short-Term Debt <i>(Describe &amp; Itemize)</i>	5150									0
449	<b>Total Debt Service - Interest on Short-Term Debt</b>	5100						0			0
450	<b>Debt Service - Interest on Long-Term Debt</b>	5200									0
451	<b>Debt Service - Payments of Principal on Long-Term Debt <sup>15</sup> (Lease/Purchase Principal Retired)</b>	5300									0
452	<b>Total Debt Service</b>	5000						0			0
453	<b>PROVISIONS FOR CONTINGENCIES (FP&amp;S)</b>	6000									0
454	<b>Total Direct Disbursements/Expenditures</b>		0	0	333,821	0	0	0	0		333,821
455	<b>Excess (Deficiency) of Receipts/Revenues Over Disbursements/Expenditures</b>										0

---

**This page is provided for detailed itemizations as requested within the body of the Report.**

---

- 1.
- 2.
- 3.
- 4.

	A	B	C	D	E	F
1	<b>DEFICIT BUDGET SUMMARY INFORMATION - Operating Funds Only (School Districts Only)</b>					
2	<b>Description</b>	<b>EDUCATIONAL FUND (10)</b>	<b>OPERATIONS &amp; MAINTENANCE FUND (20)</b>	<b>TRANSPORTATION FUND (40)</b>	<b>WORKING CASH FUND (70)</b>	<b>TOTAL</b>
3	<b>Direct Revenues</b>	95,316,088	7,332,283	3,974,425	60,382	<b>106,683,178</b>
4	<b>Direct Expenditures</b>	93,365,453	7,327,301	5,321,101		<b>106,013,855</b>
5	<b>Difference</b>	1,950,635	4,982	(1,346,676)	60,382	<b>669,323</b>
6	<b>Estimated Fund Balance - June 30, 2021</b>	30,812,559	3,176,433	2,046,856	1,899,968	<b>37,935,816</b>
7	<b>Balanced budget, no deficit reduction plan is required.</b>					
8	A deficit reduction plan is required if the local board of education adopts (or amends) the 2020-21 school district budget in which the "operating funds" listed above result in direct revenues (line 9) being less than direct expenditures (line 19) by an amount equal to or greater than one-third (1/3) of the ending fund balance (line 81).					
10	<b>Note:</b> The balance is determined using only the four funds listed above. That is, if the estimated ending fund balance is less than three times the deficit spending, the district must adopt and file with ISBE a deficit reduction plan to balance the shortfall within three years.					
12	The School Code, Section 17-1 (105 ILCS 5/17-1) - If the 2019-2020 Annual Financial Report (AFR) reflects a deficit as defined above (page 36), then the school district shall adopt and submit a deficit reduction plan (found here on page 20-24) to ISBE within 30 days after acceptance of the AFR.					
13	The deficit reduction plan, if required, is developed using ISBE guidelines and format.					

**ILLINOIS STATE BOARD OF EDUCATION**  
**School Business Services Division**

	A	B	C	D	E	F	G
1	<b>*School Districts Only</b>		<b>DEFICIT REDUCTION PLAN</b> <b>ESTIMATED BUDGET</b> <b>FY2020-2021</b>				
2							
3	<b>34-049-1160-26</b>						
4	<i>District Number</i>						
5	<b>Round Lake School District #116</b>						
6	<i>District Name</i>		<b>Educational Fund</b>	<b>Operations &amp; Maintenance Fund</b>	<b>Transportation Fund</b>	<b>Working Cash Fund</b>	<b>Total</b>
7	<b>ESTIMATED BEGINNING FUND BALANCE</b> <i>(must equal prior Ending Fund Balance)</i>		28,861,924	3,171,451	3,393,532	1,839,586	37,266,493
8	<b>RECEIPTS/REVENUES</b>	<b>Acct #</b>					
9	<b>LOCAL SOURCES</b>	<b>1000</b>	23,068,109	3,171,925	1,474,425	60,382	27,774,841
10	<b>FLOW-THROUGH RECEIPTS/REVENUES FROM ONE DISTRICT TO ANOTHER DISTRICT</b>	<b>2000</b>	0	0	0		0
11	<b>STATE SOURCES</b>	<b>3000</b>	61,787,757	4,160,358	2,500,000	0	68,448,115
12	<b>FEDERAL SOURCES</b>	<b>4000</b>	10,460,222	0	0	0	10,460,222
13	<b>Total Receipts/Revenues</b>		95,316,088	7,332,283	3,974,425	60,382	106,683,178
14	<b>DISBURSEMENTS/EXPENDITURES</b>	<b>Funct #</b>					
15	<b>INSTRUCTION</b>	<b>1000</b>	54,357,354				54,357,354
16	<b>SUPPORT SERVICES</b>	<b>2000</b>	30,375,762	7,327,301	5,321,101		43,024,164
17	<b>COMMUNITY SERVICES</b>	<b>3000</b>	590,272	0	0		590,272
18	<b>PAYMENTS TO OTHER DISTRICTS &amp; GOVT. UNITS</b>	<b>4000</b>	8,042,065	0	0		8,042,065
19	<b>DEBT SERVICES</b>	<b>5000</b>	0	0	0		0
20	<b>PROVISION FOR CONTINGENCIES</b>	<b>6000</b>	0	0	0		0
21	<b>Total Disbursements/Expenditures</b>		93,365,453	7,327,301	5,321,101		106,013,855
22	<b>Excess of Receipts/Revenue Over/(Under) Disbursements/Expenditures</b>		1,950,635	4,982	<b>(1,346,676)</b>	60,382	669,323
23	<b>OTHER SOURCES/USES OF FUNDS</b>						
24	<b>OTHER SOURCES OF FUNDS (7000)</b>		0	0	0	0	0
25	<b>OTHER USES OF FUNDS (8000)</b>		0	0	0	0	0
26	<b>TOTAL OTHER SOURCES/USES OF FUNDS</b>		0	0	0	0	0
27	<b>ESTIMATED ENDING FUND BALANCE</b>		30,812,559	3,176,433	2,046,856	1,899,968	37,935,816

ILLINOIS STATE BOARD OF EDUCATION  
School Business Services Division

	A	B	H	I	J	K	L
1	<b>*School Districts Only</b>		<b>ESTIMATED BUDGET FY2021-2022</b>				
2							
3	<b>34-049-1160-26</b>						
4	<i>District Number</i>						
5	<b>Round Lake School District #116</b>						
6	<i>District Name</i>		<b>Educational Fund</b>	<b>Operations &amp; Maintenance Fund</b>	<b>Transportation Fund</b>	<b>Working Cash Fund</b>	<b>Total</b>
7	<b>ESTIMATED BEGINNING FUND BALANCE (must equal prior Ending Fund Balance)</b>		30,812,559	3,176,433	2,046,856	1,899,968	37,935,816
8	<b>RECEIPTS/REVENUES</b>	<b>Acct #</b>					
9	<b>LOCAL SOURCES</b>	1000					0
10	<b>FLOW-THROUGH RECEIPTS/REVENUES FROM ONE DISTRICT TO ANOTHER DISTRICT</b>	2000					0
11	<b>STATE SOURCES</b>	3000					0
12	<b>FEDERAL SOURCES</b>	4000					0
13	<b>Total Receipts/Revenues</b>		0	0	0	0	0
14	<b>DISBURSEMENTS/EXPENDITURES</b>	<b>Funct #</b>					
15	<b>INSTRUCTION</b>	1000					0
16	<b>SUPPORT SERVICES</b>	2000					0
17	<b>COMMUNITY SERVICES</b>	3000					0
18	<b>PAYMENTS TO OTHER DISTRICTS &amp; GOVT. UNITS</b>	4000					0
19	<b>DEBT SERVICES</b>	5000					0
20	<b>PROVISION FOR CONTINGENCIES</b>	6000					0
21	<b>Total Disbursements/Expenditures</b>		0	0	0		0
22	<b>Excess of Receipts/Revenue Over/(Under) Disbursements/Expenditures</b>		0	0	0	0	0
23	<b>OTHER SOURCES/USES OF FUNDS</b>						
24	<b>OTHER SOURCES OF FUNDS (7000)</b>						0
25	<b>OTHER USES OF FUNDS (8000)</b>						0
26	<b>TOTAL OTHER SOURCES/USES OF FUNDS</b>		0	0	0	0	0
27	<b>ESTIMATED ENDING FUND BALANCE</b>		30,812,559	3,176,433	2,046,856	1,899,968	37,935,816



**ILLINOIS STATE BOARD OF EDUCATION  
School Business Services Division**

	A	B	M	N	O	P	Q
1	<b>*School Districts Only</b>		<b>ESTIMATED BUDGET FY2022-2023</b>				
2							
3	<b>34-049-1160-26</b>						
4	<i>District Number</i>						
5	<b>Round Lake School District #116</b>						
6	<i>District Name</i>		<b>Educational Fund</b>	<b>Operations &amp; Maintenance Fund</b>	<b>Transportation Fund</b>	<b>Working Cash Fund</b>	<b>Total</b>
7	<b>ESTIMATED BEGINNING FUND BALANCE (must equal prior Ending Fund Balance)</b>		30,812,559	3,176,433	2,046,856	1,899,968	37,935,816
8	<b>RECEIPTS/REVENUES</b>	<b>Acct #</b>					
9	<b>LOCAL SOURCES</b>	1000					0
10	<b>FLOW-THROUGH RECEIPTS/REVENUES FROM ONE DISTRICT TO ANOTHER DISTRICT</b>	2000					0
11	<b>STATE SOURCES</b>	3000					0
12	<b>FEDERAL SOURCES</b>	4000					0
13	<b>Total Receipts/Revenues</b>		0	0	0	0	0
14	<b>DISBURSEMENTS/EXPENDITURES</b>	<b>Funct #</b>					
15	<b>INSTRUCTION</b>	1000					0
16	<b>SUPPORT SERVICES</b>	2000					0
17	<b>COMMUNITY SERVICES</b>	3000					0
18	<b>PAYMENTS TO OTHER DISTRICTS &amp; GOVT. UNITS</b>	4000					0
19	<b>DEBT SERVICES</b>	5000					0
20	<b>PROVISION FOR CONTINGENCIES</b>	6000					0
21	<b>Total Disbursements/Expenditures</b>		0	0	0		0
22	<b>Excess of Receipts/Revenue Over/(Under) Disbursements/Expenditures</b>		0	0	0	0	0
23	<b>OTHER SOURCES/USES OF FUNDS</b>						
24	<b>OTHER SOURCES OF FUNDS (7000)</b>						0
25	<b>OTHER USES OF FUNDS (8000)</b>						0
26	<b>TOTAL OTHER SOURCES/USES OF FUNDS</b>		0	0	0	0	0
27	<b>ESTIMATED ENDING FUND BALANCE</b>		30,812,559	3,176,433	2,046,856	1,899,968	37,935,816

**ILLINOIS STATE BOARD OF EDUCATION  
School Business Services Division**

	A	B	R	S	T	U	V
1	<b>*School Districts Only</b>		<b>ESTIMATED BUDGET FY2023-2024</b>				
2							
3	<b>34-049-1160-26</b>						
4	<i>District Number</i>						
5	<b>Round Lake School District #116</b>						
6	<i>District Name</i>		<b>Educational Fund</b>	<b>Operations &amp; Maintenance Fund</b>	<b>Transportation Fund</b>	<b>Working Cash Fund</b>	<b>Total</b>
7	<b>ESTIMATED BEGINNING FUND BALANCE (must equal prior Ending Fund Balance)</b>		30,812,559	3,176,433	2,046,856	1,899,968	37,935,816
8	<b>RECEIPTS/REVENUES</b>	<b>Acct #</b>					
9	<b>LOCAL SOURCES</b>	<b>1000</b>					0
10	<b>FLOW-THROUGH RECEIPTS/REVENUES FROM ONE DISTRICT TO ANOTHER DISTRICT</b>	<b>2000</b>					0
11	<b>STATE SOURCES</b>	<b>3000</b>					0
12	<b>FEDERAL SOURCES</b>	<b>4000</b>					0
13	<b>Total Receipts/Revenues</b>		0	0	0	0	0
14	<b>DISBURSEMENTS/EXPENDITURES</b>	<b>Funct #</b>					
15	<b>INSTRUCTION</b>	<b>1000</b>					0
16	<b>SUPPORT SERVICES</b>	<b>2000</b>					0
17	<b>COMMUNITY SERVICES</b>	<b>3000</b>					0
18	<b>PAYMENTS TO OTHER DISTRICTS &amp; GOVT. UNITS</b>	<b>4000</b>					0
19	<b>DEBT SERVICES</b>	<b>5000</b>					0
20	<b>PROVISION FOR CONTINGENCIES</b>	<b>6000</b>					0
21	<b>Total Disbursements/Expenditures</b>		0	0	0		0
22	<b>Excess of Receipts/Revenue Over/(Under) Disbursements/Expenditures</b>		0	0	0	0	0
23	<b>OTHER SOURCES/USES OF FUNDS</b>						
24	<b>OTHER SOURCES OF FUNDS (7000)</b>						0
25	<b>OTHER USES OF FUNDS (8000)</b>						0
26	<b>TOTAL OTHER SOURCES/USES OF FUNDS</b>		0	0	0	0	0
27	<b>ESTIMATED ENDING FUND BALANCE</b>		30,812,559	3,176,433	2,046,856	1,899,968	37,935,816

**ILLINOIS STATE BOARD OF EDUCATION  
School Business Services Division**

	A	B	W	X	Y	Z
1	<b>*School Districts Only</b>		<b>SUMMARY</b> <b>BUDGET ADDENDUM - DEFICIT REDUCTION PLAN</b> <b>ESTIMATED BUDGET</b> <i>Date of Adoption:</i> _____ (Enter as MM/DD/YY)			
2						
3	<b>34-049-1160-26</b>					
4	<i>District Number</i>					
5	<b>Round Lake School District #116</b>					
6	<i>District Name</i>		<b>FY2020-2021</b>	<b>FY2021-2022</b>	<b>FY2022-2023</b>	<b>FY2023-2024</b>
7	<b>ESTIMATED BEGINNING FUND BALANCE (must equal prior Ending Fund Balance)</b>		37,266,493	37,935,816	37,935,816	37,935,816
8	<b>RECEIPTS/REVENUES</b>	<b>Acct #</b>				
9	<b>LOCAL SOURCES</b>	<b>1000</b>	27,774,841	0	0	0
10	<b>FLOW-THROUGH RECEIPTS/REVENUES FROM ONE DISTRICT TO ANOTHER DISTRICT</b>	<b>2000</b>	0	0	0	0
11	<b>STATE SOURCES</b>	<b>3000</b>	68,448,115	0	0	0
12	<b>FEDERAL SOURCES</b>	<b>4000</b>	10,460,222	0	0	0
13	<b>Total Receipts/Revenues</b>		106,683,178	0	0	0
14	<b>DISBURSEMENTS/EXPENDITURES</b>	<b>Funct #</b>				
15	<b>INSTRUCTION</b>	<b>1000</b>	54,357,354	0	0	0
16	<b>SUPPORT SERVICES</b>	<b>2000</b>	43,024,164	0	0	0
17	<b>COMMUNITY SERVICES</b>	<b>3000</b>	590,272	0	0	0
18	<b>PAYMENTS TO OTHER DISTRICTS &amp; GOVT. UNITS</b>	<b>4000</b>	8,042,065	0	0	0
19	<b>DEBT SERVICES</b>	<b>5000</b>	0	0	0	0
20	<b>PROVISION FOR CONTINGENCIES</b>	<b>6000</b>	0	0	0	0
21	<b>Total Disbursements/Expenditures</b>		106,013,855	0	0	0
22	<b>Excess of Receipts/Revenue Over/(Under) Disbursements/Expenditures</b>		669,323	0	0	0
23	<b>OTHER SOURCES/USES OF FUNDS</b>					
24	<b>OTHER SOURCES OF FUNDS (7000)</b>		0	0	0	0
25	<b>OTHER USES OF FUNDS (8000)</b>		0	0	0	0
26	<b>TOTAL OTHER SOURCES/USES OF FUNDS</b>		0	0	0	0
27	<b>ESTIMATED ENDING FUND BALANCE</b>		37,935,816	37,935,816	37,935,816	37,935,816

**Deficit Reduction Plan-Background/Assumptions (School Districts Only)**  
**Fiscal Year 2020-2021 through Fiscal Year 2023-2024**

---

**Round Lake School District #116      34-049-1160-26**

---

*Please complete the following schedule and include a brief description to identify any areas of the budget that will be impacted from one year to the next. If the deficit reduction plan relies upon new local revenues, identify contingencies for further budget reductions which will be enacted in the event those new revenues are not available.*

---

**1. Background and Narrative of Budget Reductions:**

**2. Assumptions Used in the Deficit Reduction Plan:**

- EBF and Estimated New Tier Funding:

- Equal Assessed Valuation and Tax Rates:

- Employee Salaries and Benefits:

- Short and Long Term Borrowing:

- Educational Impact:

**- Other Assumptions:**

**- Has the district considered shared services or outsourcing (Ex: Transportation, Insurance) If yes please explain:**

**ESTIMATED LIMITATION OF ADMINISTRATIVE COSTS (School Districts Only)**

*(For Local Use Only)*

*This is an estimated Limitation of Administrative Costs Worksheet only and will not be accepted for Official Submission of the Limitation of Administrative Costs Worksheet.*

The worksheet is intended for use during the budgeting process to estimate the district's percent increase of FY2021 budgeted expenditures over FY2020 actual expenditures. Budget information is copied to this page. Insert the prior year estimated actual expenditures to compute the estimated percentage increase (decrease).

The official Limitation of Administrative Costs Worksheet is attached to the end of the Annual Financial Report (ISBE Form 50-35) and may be submitted in conjunction with that report.

An official Limitation of Administrative Costs Worksheet can also be found on the ISBE website at: [Limitation of Administrative Costs](#)

**ESTIMATED LIMITATION OF ADMINISTRATIVE COSTS WORKSHEET**  
(Section 17-1.5 of the School Code)

School District Name: Round Lake School District #116  
RCDT Number: 34-049-1160-26

Description	Funct. No.	Estimated Actual Expenditures, Fiscal Year 2020				Budgeted Expenditures, Fiscal Year 2021			
		(10) Educational Fund	(20) Operations & Maintenance Fund	(80) Tort Fund *	Total	(10) Educational Fund	(20) Operations & Maintenance Fund	(80) Tort Fund	Total
1. Executive Administration Services	2320	611,515		0	611,515	613,895		0	613,895
2. Special Area Administration Services	2330	1,115,945		0	1,115,945	1,003,750		0	1,003,750
3. Other Support Services - School Administration	2490	727,409		0	727,409	833,619		0	833,619
4. Direction of Business Support Services	2510	162,406		0	162,406	245,092	0	0	245,092
5. Internal Services	2570	33,916		0	33,916	70,564		0	70,564
6. Direction of Central Support Services	2610	262,394		0	262,394	250,443		0	250,443
7. Deduct - Early Retirement or other pension obligations required by state law and included above.					0				0
<b>8. Totals</b>		2,913,585	0	0	2,913,585	3,017,363	0	0	3,017,363
<b>9. Estimated Percent Increase (Decrease) for FY2021 (Budgeted) over FY2020 (Actual)</b>									4%

\* For FY 2020 Tort Fund Expenditures, first complete the Estimated Limitation of Administrative Costs - Crosswalk of FY 2020 Tort Fund Expenditures, located below on lines 43-70

## Estimated Limitation of Administrative Costs - Crosswalk of FY 2020 Tort Fund Expenditures

The 23 Illinois Administrative Code, Part 100 Requirements for Accounting, Budgeting, Financial Reporting and Auditing, was amended effective with the beginning of FY 2021.

To assist districts with the crosswalk of its Limitation of Administrative Costs Worksheet (LAC) within the school district's FY 2021 budget, please complete the crosswalk of FY 2020 Tort Fund expenditures that would have been reflected within one of the Limitation of Administrative Costs functions if the amended rules were effective beginning with FY 2020.

**If a school district has FY 2020 Tort Fund expenditures, a Limitation of Administrative Costs – Tort Fund Crosswalk must be completed and must be submitted in conjunction with the FY 2021 Limitation of Administrative Costs Worksheet.**

School District Name: Round Lake School District #116

RCDT Number: 34-049-1160-26

			How Expenditures would have been reported had FY 2021 Amended Rules been implemented for FY 2020								
FY 2020 Tort Fund Expenditures	FY 2020 Function	FY 2020 Total Expenditure		Function 2320	Function 2330	Function 2490	Function 2510	Function 2570	Function 2610	Other Function Outside of the LAC Functions	Total (Must agree with Expenditures in column E)
Claims Paid from Self Insurance Fund	2361									0	0
Workers' Compensation or Worker's Occupation Disease Acts Pymts	2362	482,329								482,329	482,329
Unemployment Insurance Payments	2363	32,968								32,968	32,968
Insurance Payments (Regular or Self-Insurance)	2364	249,624								249,624	249,624
Risk Management and Claims Services Payments	2365									0	0
Judgment and Settlements	2366	70,144								70,144	70,144
Educational, Inspectional, Supervisory Services Related to Loss Prevention or Reduction	2367	61,204								61,204	61,204
Reciprocal Insurance Payments	2368									0	0
Legal Services	2369	212,444								212,444	212,444
Property Insurance (Buildings & Grounds)	2371									0	0
Vehicle Insurance (Transportation)	2372									0	0
<b>Totals</b>		<b>1,108,713</b>		<b>0</b>	<b>0</b>	<b>0</b>	<b>0</b>	<b>0</b>	<b>0</b>	<b>1,108,713</b>	<b>1,108,713</b>

Please email [finance1@isbe.net](mailto:finance1@isbe.net) or call 217-785-8779 with any questions.





## Reference Description

---

- 1 Each fund balance should correspond to the fund balance reflected on the books as of June 30th - Balance Sheet Accounts #720 and #730 (audit figures, if available).
- 2 Accounting and Financial Reporting for Certain Grants and Other Financial Assistance. The "On-Behalf" Payments should only be reflected on this page (Budget Summary, Lines 10 and 20).
- 3 Requires the secretary of the school board to notify the county clerk (within 30 days of the transfer approval) to abate an equal amount of taxes to be next extended. See Sec. 10-22.14 & 17-2.11.
- 3<sup>a</sup> Requires notification to the county clerk to abate an equal amount from taxes next extended. See section 10-22.14
- 4 Principal on Bonds Sold:
  - (1) Funding Bonds are to be entered in the fund or funds in which the liability occurs.
  - (2) Refunding Bonds can be entered in the Debt Services Fund only.
  - (3) Building Bonds can be entered in the Capital Projects Fund only.
  - (4) Fire Prevention and Safety Bonds can be entered in the Fire Prevention & Safety Fund only.
- 5
 

The proceeds from the sale of school sites, buildings, or other real estate shall be used first to pay the principal and interest on any outstanding bonds on the property being sold, and after all such bonds have been retired, the remaining proceeds from the sale next shall be used by the school board to meet any urgent district needs as determined under Sections 2-3.12 and 17-2.11 of the School Code. Once these issues have been addressed, any remaining proceeds may be used for any other authorized purpose and for deposit into any district fund.
- 6 The School Code, Section 10-22.44 prohibits the transfer of interest earned on the investment of "any funds for purposes of Illinois Municipal Retirement under the Pension Code." This prohibition does not include funds for Social Security and Medicare-only purposes. For additional requirements on interest earnings, see 23 Illinois Administrative Code, Part 100, Section 100.50.
- 7 Cash plus investments must be greater than or equal to zero.
- 8 For cash basis budgets, this total will equal the Budget Summary - Total Direct Receipts/Revenues (Line 9) plus Total Other Sources of Funds (Line 46).
- 9 For cash basis budgets, this total will equal the Budget Summary - Total Direct Disbursements/Expenditures (Line 19) plus Total Other Uses of Funds (Line 79).
- 10 Working Cash Fund loans may be made to any district fund for which taxes are levied (Section 20-5 of the School Code).
- 11 Include revenue accounts 1110 through 1115, 1117,1118 & 1120.
- 12 The School Code Section 17-2.2c. Tax for leasing educational facilities or computer technology or both, and for temporary relocation expense purposes.
- 13 Corporate personal property replacement tax revenue must be first applied to the Municipal Retirement/Social Security Fund to replace tax revenue lost due to the abolition of the corporate personal property tax (30 ILCS 115/12). This provision does not apply to taxes levied for Medicare-Only purposes.
- 14 Only tuition payments made to private facilities. See Functions 4200 or 4400 for estimated public facility disbursements/expenditures.
- 15 Payment towards the retirement of lease/purchase agreements or bonded/other indebtedness (principal only) otherwise reported within the fund - e.g.: alternate revenue bonds. (Describe & Itemize)
- 16 Only abolishment of Working Cash Fund must transfer its funds directly to the Educational Fund upon adoption of a resolution and at the close of the current school Year (see 105 ILCS 5/20-8 for further explanation)  
Only abatement of working cash fund can transfer its funds to any fund in most need of money  
(see 105 ILCS 5/20-10 for further explanation)

<b>CHECK FOR ERRORS</b>	
<p>This worksheet checks various cells to assure that selected items are in balance.            Out-of-balance conditions are accompanied by an error message.            Errors must be corrected before the budget is finalized and submitted to ISBE.</p>	
Budget Item References	Message
Is Deficit Reduction Plan Required? (Joint Agreements do not complete a deficit reduction plan.)	<b>Congratulations! You have a balanced budget.</b>
If required, is Deficit Reduction Plan Completed (Page: DefReductPlan 23-27)?	
<b>1. Cover Page - "School District or Joint Agreement" and "CASH or ACCRUAL"</b>	
Check School District or Joint Agreement.	School District
Check one type of Accounting Basis used on the Cover sheet.	ACCRUAL
<b>2. Budget Summary: Other Sources (Page BudgetSum 2-3 - Acct 7000), must equal Other Uses (BudgetSum 2-3 - Acct. 8000).</b>	
Estimated Beginning Fund Balance July,1 2020 for all Funds (Cells C3 - K3) (Line must have a number or zero. Do not leave blank.)	OK
Estimated Activity Fund Beginning Fund Balance July,1 2020 (Cell C83) (Cell must have a number or zero. Do not leave blank.)	OK
Transfer Among Funds (Funds 10, 20, 40 - Acct 7130 - Cells C29, D29, F29), must equal (Funds 10, 20 & 40 - Acct 8130 - Cells C52, D52, F52).	OK
Transfer of Interest (Funds 10 thru 90 - Acct 7140 - Cells C30:K30), must equal (Funds 10 thru 60, & 80 - Acct 8140 - Cells C53:H53, J53).	OK
Transfer to Debt Service to Pay Principal on Capital Leases (Fund 30 - Acct 7400 - Cell E39) must equal (Funds 10, 20 & 60 - Acct 8400 Cells C57:H60).	OK
Transfer to Debt Service to Pay Interest on Capital Leases (Fund 30 - Acct 7500 - Cell E40) must equal (Funds 10, 20 & 60 - Acct 8500 - Cells C61:H64).	OK
Transfer to Debt Service Fund to Pay Principal on Revenue Bonds (Fund 30 - Acct 7600 - Cell E41) must equal (Funds 10 & 20 - Acct 8600 - Cells C65:D68).	OK
Transfer to Debt Service to Pay Interest on Revenue Bonds (Fund 30 - Acct 7700 - Cell E42) must equal (Funds 10 & 20 - Acct 8700 - Cells C69:D72).	OK
Transfer to Capital Projects Fund (Fund 60 - Acct 7800 - Cell H43) must equal (Fund 10 & 20, Acct 8800 - Cells C73:D76).	OK
<b>3. Summary of Cash Transactions: Beginning Cash Balance on Hand July 1, 2020, (CashSum 4, All Funds), cannot be negative.</b>	
Educational (Fund 10 - Cell C3)	OK
Operations & Maintenance (Fund 20 - Cell D3)	OK
Debt Service (Fund 30 - Cell E3)	OK
Transportation (Fund 40 - Cell F3)	OK
Municipal Retirement/Social Security (Fund 50 - Cell G3)	OK
Capital Projects (Fund 60 - Cell H3)	OK
Working Cash (Fund 70 - Cell I3)	OK
Tort (Fund 80 - Cell J3)	OK
Fire Prevention & Safety (Fund 90 - Cell K3)	OK
Activity Funds (Cell C23)	OK
<b>4. Summary of Cash Transactions: Ending Cash Balance on Hand June 30, 2021, (Page CashSum 4 - All Funds), cannot be negative.</b>	
Educational (Fund 10 - Cell C21)	OK
Operations & Maintenance (Fund 20 - Cell D21)	OK
Debt Service (Fund 30 - Cell E21)	OK
Transportation (Fund 40 - F21)	OK
Municipal Retirement/Social Security (Fund 50 - Cell G21)	OK
Capital Projects (Fund 60 - H21)	OK
Working Cash (Fund 70 - Cell I21)	OK
Tort (Fund 80 - Cell J21)	OK
Fire Prevention & Safety (Fund 90 - Cell K21)	OK
<b>5. Summary of Cash Transactions: Other Receipts, (Page CashSum 4), must equal Other Disbursements, (Page CashSum 4).</b>	
Interfund Loans Payable (Funds 10:60, 80, 90 - Acct 411 - Cells C6:H6, J6:K6) must equal Interfund Loans Receivable (Funds 10:20, 40, 70 - Acct 141 - Cells C15:D15, F15, I15).	OK
Interfund Loans Receivable (Funds 10, 20, 40 & 70 - Acct 141 - Cells C7:D7, F7, I7) must equal Interfund Loans Payable (Funds 10:60, 80, 90 - Acct 411 - Cells C16:H16, J16, K16).	OK

*End of Balancing*

***Evidence-Based Funding (EBF) Spending Plan - (School Districts Only)***

***School districts are reminded that, in addition to the budget template, they are required to submit an annual EBF Spending Plan. The IWAS application for the EBF Spending Plan will open on August 1, 2020. All EBF Spending Plans are due by September 30, 2020. The budget template is envisioned to include the EBF Spending Plan by FY 2023. More information is available at [www.isbe.net/ebfspendingplan](http://www.isbe.net/ebfspendingplan). Questions not addressed there may be directed to [ebfspendingplan@isbe.net](mailto:ebfspendingplan@isbe.net).***